

University of Stirling
Faculty of Human Sciences
Occupational and Environmental Health Research Group

James Thomas Brophy
Registration # 9970692

Cancer and Work in Canada with particular reference to occupational risk factors in breast cancer patients in one community and related selected research methods used to investigate those factors.

Volume 1

Submitted for the degree of Doctor of Philosophy

May, 2004

06/05

“ Some circumstantial evidence is very strong,
as when you find a trout in the milk.”

- Henry David Thoreau, 19th century American philosopher

“My basic sense of it has always been to get people to understand that in the long run they themselves are the only protection they have against violence or injustice.... People have to be made to understand that they cannot look for salvation anywhere but to themselves.”

- Ella Baker, 20th century American civil rights advocate

Abstract

Cancer represents a major cause of human morbidity and mortality. There is no scientific consensus regarding cancer causality or prevention. Occupational exposure potentially remains a major contributor to the incidence of this group of diseases, but the data to assess its impact continues to elude researchers and public health advocates. Among women in industrialised countries, breast cancer is the most prevalent cancer. The known or suspected risk factors, including family history and lifetime oestrogen load, can account for less than 50 percent of the cases. New hypotheses about the role of xenoestrogens and endocrine disrupting compounds are challenging the previous scientific precepts regarding cancer causality.

Within this context, the extent to which a community-based occupational history data collection initiative can contribute to advancing our scientific understanding of associations between cancer and work is explored. The possibility that occupational histories data can find associations missed in conventional breast cancer research that ignore occupation is also explored. More specifically, the extent to which data derived from an occupational history questionnaire can provide insight into the potential association between breast cancer risk and farming is examined.

Occupational histories of cancer patients contain data that could help to elucidate and inform our understanding of cancer aetiology and prevention.

In the community of Windsor, Ontario, Canada a local cancer treatment centre responded to community concerns by cooperating in a collaborative research project to collect the occupational histories of cancer patients. *Computerised Record of Occupation Made Easy (CROME)* was an innovative method that allowed individual

patients to document their lifetime work histories. This data collection process represented the first time a local Canadian cancer treatment center had undertaken such an initiative.

Based on the hypothesis generated by CROME, a new research study was launched – *Lifetime Occupational History Record (LOHR)*. Over a two-and-a-half year period, all female patients at the Windsor Regional Cancer Centre with new incident breast cancer were invited to participate in a population-based case-control study along with an equivalent number of randomly selected community controls. A comprehensive lifetime history questionnaire was administered to subjects by interview. Data gathered included known or suspected risk factors along with a complete occupational history of all jobs ever worked. An occupational history of farming alone produced an Odds Ratio (OR) = 2.8 (CI, 95%, 1.6- 4.8).

These findings are important for our understanding of cancer causality with implications for resolving the current scientific conflict regarding the role of occupationally caused carcinogenesis. Such collaborative, community-based studies also demonstrate the importance of community participation in the scientific research process.

Acknowledgements

I wish to acknowledge my life partner, and collaborator, Margaret Mary Keith. Without her love, inspiration, advice, and support I would never have ventured into this enterprise.

Andrew Watterson has unselfishly acted as supervisor, mentor and academic advisor throughout the process. Andrew is one of the few intellectuals that have remained committed to the radical democratic ideals of worker-centred occupational health and I acknowledge his contribution to forming and presenting my ideas within this dissertation and beyond into my day to day work in occupational health. Michael Gilbertson, one of my academic advisors, is also a good friend and mentor. Michael also gave me an opportunity to participate with him in examining the health of Windsor in a way that enriched and changed my understanding particularly of environmental exposures (*see Appendix A*). I also wish to acknowledge Alan Sears, who is the head of Labour Studies at the University of Windsor and my other academic advisor, for his advice and political insights.

A number of people have read drafts and offered their ideas. Rory O'Neill first suggested that I consider working with Andrew Watterson on an academic degree. His passion and commitment to workers' rights remains an inspiration. Abraham Reinhartz is an exceptional occupational physician. He participated in this research process from the very first day. It could never have advanced without him. Michael Lax, another exceptional occupational physician, read a number of chapters and gave me political criticism about how I was situating the conflict of

occupational cancer in the capitalist economy. His writings were influenced in my own understanding of why preventable cancer is still being tolerated. Kathy Mayville, a colleague at the Occupational Health Clinic for Ontario Workers in Windsor and co-investigator in several collaborative undertakings, proofread the manuscript. Marion Keith, family member and friend, generously read the final drafts offering encouragement and suggestions for improvements. I am forever grateful to all of these friends and colleagues for their willingness to assist me in this laborious task.

Declaration of association

The author of this dissertation is employed as executive director of the co-sponsoring Occupational Health Clinics for Ontario Workers (OHCOW) Sarnia-Lambton. While on a leave of absence in 2002 from the clinic, the author was employed as a research associate by the University of Windsor (the host institution) for a period of one year during the LOHR study. The author has no financial interest in these research studies.

Two Case Studies

There were numerous people and organisations involved in the two collaborative research projects that constitute the cases studies within this dissertation - *Computerised Record of Occupation Made Easy (CROME)* (Brophy, 1999; Brophy and Keith, 1998; Brophy, 1994a, 1994b, 1993) and *the Lifetime Occupational History Record (LOHR)* (Brophy et al., 2004, 2002, 2000a; Brophy and Keith, 2002a, 2002b, 2001a, 2000c, 2000b; Brophy, 2002c, 2002d, 2001b, 2000d, 1999a, 1999b).

An elaboration of the individuals involved in these research projects and the research funding sources are contained in *Appendices B, C, and D* including information about the new breast cancer case control study, *Lifetime Occupational and Environmental History Record, LOEHR*.

TABLE OF CONTENTS

Quotes	i
Abstract	ii
Acknowledgements	iv
Table of Contents	vii
List of Tables	xi
List of Figures	xi
List of Appendices	xii
CHAPTER 1: INTRODUCTION	1
1.1 Introduction	1
1.2 Research Questions	2
1.3 Objectives	3
1.4 Background	4
1.5 Dissertation outline	8
CHAPTER 2: OVERVIEW OF CANCER MORBIDITY AND MORTALITY, WITH PARTICULAR ATTENTION TO BREAST CANCER	15
2.1 Introduction	15
2.2 All cancer burden	16
2.2.1 Global cancer burden	16
2.2.2 United States all cancer burden	17
2.2.3 Canadian all cancer burden	18
2.2.4 Ontario all cancer burden	19
2.2.5 Windsor all cancer burden	20
2.3 Breast cancer burden	20
2.3.1 Global breast cancer burden	21
2.3.2 United States breast cancer burden	24
2.3.3 Canadian breast cancer burden	24
2.3.4 Ontario breast cancer burden	26
2.3.5 Windsor Breast Cancer Burden	26
2.4 Trends	27
2.4.1 Age standardised rates	27
2.5 Risk Factors	29
2.6 Is the war against cancer being won	31
2.7 Summary	34
CHAPTER 3: A CRITICAL REVIEW OF THE SCIENTIFIC DEBATES AND BARRIERS TO CHANGE IN RELATION TO OCCUPATIONALLY - RELATED CANCER AND BREAST CANCER AETIOLOGY	35
3.1 Introduction	35
3.1.1 Background	35
3.2 Scientific conflict regarding cancer aetiology	38

3.2.1 Hueper and Carson: early warnings	38
3.2.2 Doll and Peto: causes of cancer	42
3.2.3 Epstein: politics of cancer	47
3.3 Hormonal disrupters: possible new paradigm	50
3.4 Barriers to resolving conflict	54
3.4.1 Cancer establishments: a barrier	57
3.5 New initiatives: lifetime histories of cancer patients in Windsor, Ontario	61
3.6 Summary	63
CHAPTER 4: CRITICAL REVIEW OF CURRENT STATE OF KNOWLEDGE RELATING TO BREAST CANCER CAUSALITY	66
4.1 Introduction	66
4.2 Process of carcinogenesis linked to breast cancer studies	67
4.3 Breast Cancer overview	69
4.3.1 Global insights	72
4.4 Known and suspected risk factors for breast cancer	74
4.5 New hypotheses on breast cancer	75
4.5.1 Scientific limitations - epidemiology	82
4.6 Alternative approaches – collaboration with populations at risk	84
4.7 Summary	87
CHAPTER 5: WHAT EPIDEMIOLOGY CAN, CANNOT BUT COULD TELL US ABOUT CANCER, BREAST CANCER AND OCCUPATION WITH REFERENCE TO CANADA AND PARTICULARLY WINDSOR	88
5.1 Introduction	88
5.2 Occupational cancer research in Canada	89
5.3 Occupation and breast cancer risks: an epidemiological review	96
5.3.1 British Columbia cancer registry examines breast cancer and occupation	99
5.3.2 Other epidemiological studies regarding breast cancer and occupation	104
5.3.3 Farming Studies and Breast Cancer	107
5.3.4 Health Care Studies and Breast Cancer	112
5.3.5 Strengths and limitations of different epidemiological studies	113
5.4 Summary	116
CHAPTER 6: A HEALTH PROFILE OF WINDSOR: THE STATE OF KNOWLEDGE AND THE STATE OF IGNORANCE	119
6.1 Introduction	119
6.2 Snapshot of Windsor – Essex County Ontario Canada	120
6.3 Health Canada Data: Community Health Profile of Windsor, Ontario, Canada: Anatomy of a Great Lakes Area of Concern	121
6.3.1 Health Canada Data: Limitation of the study’s data	123

6.3.2 Health Canada Data: The Federal Government suppresses the studies	124
6.3.3 Using the Health Canada data to compare two industrial communities – Windsor and Hamilton	125
6.4 Transboundary Pollution in the Windsor-Detroit Area	128
6.4.1 International Joint Commission 1992 Report	129
6.4.2 Further health studies	131
6.4.2.1 <i>Breast cancer among sections of the population</i>	131
6.5 Working class cancer clusters	132
6.5.1 Asbestos in a brake manufacturing plant	135
6.6 Occupational Health Clinic for Ontario Workers: community organising continues	137
6.7 Summary	139
CHAPTER 7: SETTING THE SCENE FOR THE EMPIRICAL RESEARCH: GENERAL INFLUENCES, METHODS AND ETHICAL ISSUES ON CASE STUDY DEVELOPMENT AND DESIGN	141
7.1 Introduction	141
7.2 Overall context of research	143
7.3 The Setting	146
7.4 Genesis of the research	147
7.5 Research Ethics	149
7.6 Summary	150
CHAPTER 8: COMPUTERISED RECORDING OF OCCUPATIONS MADE EASY (CROME)	151
8.1 Introduction	151
8.1.1. The background	151
8.2 Data collection begins	152
8.3 Methods	154
8.4 Patient in-put	159
8.5 Results	163
8.6 Discussion	168
8.6.1. Strengths of <i>CROME</i>	168
8.6.2 Limitations of <i>CROME</i>	168
8.7 Conclusion	171
CHAPTER 9: LIFETIME OCCUPATIONAL HISTORY RECORD (LOHR)	174
9.1 Introduction	174
9.2 Data collection problems	174
9.2.1 Moving away from the registry	177
9.2.2 Political background	178
9.3 Methods	180
9.4 Findings	184
9.5 Discussion	190

9.5.1 Limitations of LOHR	193
9.6 Revised new study: Lifetime Occupational and Environmental History Record (LOEHR)	194
9.6.1 Addressing the issue of exposure	198
9.7 Conclusion	199
CHAPTER 10: EVALUATION	202
10.1 Introduction	202
10.2 Addressing research questions on science, policy and practice	203
10.2.1 Review of literature shows science is influenced by politics	204
10.2.1.1 <i>Case studies social class hypothesis</i>	206
10.2.1.2 <i>Case studies support criticism of the dominant theories of cancer causality</i>	207
10.3 How the case studies address the conflict	208
10.4 Addressing the research questions - the case studies	211
10.5 Outcomes – critical examination	216
10.5.1 Trade union reaction	217
10.5.2 Reactions of women’s organisations	218
10.6 Lessons learned	218
10.6.1 Strengths	219
10.6.2 Limitations	222
10.6.2.1 <i>From registry to case-control</i>	225
10.7 Summary	226
CHAPTER 11: CONCLUSION	228
11.1 Introduction	228
11.2 Overall Perspective	228
11.3 The state of play in 2004	231
11.4 Possibilities for the future – research, methods and professional practice	234
11.4.1 Obstacles	237
BIBLIOGRAPHY	240

LIST OF TABLES

Table 2.1: Overall Cancer Burden	16
Table 2.2: Breast cancer incidence and mortality in 2003	21
Table 2.3: Breast cancer rates per 100,000 population in developed countries	23
Table 2.4: Estimated age-standardised incidence and mortality for Canadian women with breast cancer, 2002 (rate per 100,000)	25
Table 2.5: Adjustment Needed for Estimation of Incidence data (US)	32
Table 3.1: Doll – Peto lists of cancer sites in relation to occupational exposures	45
Table 3.2: Conceptual Shifts	53
Table 8.1: Descriptive Profiles of 299 Breast Cancer Cases and 237 Other Cancer Controls	166
Table 8.2: Logistic Regression Estimated Odds Ratios of The Ever Potentially Pesticide Exposed-Breast Cancer Association by Age Groups	167
Table 9.1: Female Breast Cancer Patients	181
Table 9.2: Female Community Controls	182
Table 9.3: Cases and Controls Employed in Agriculture	185
Table 9.4: Descriptive Profile of 564 female Breast Cancer Cases and 599 female Community Controls	186
Table 9.5: Descriptive Profile of 564 female Breast Cancer Cases and 599 female Community Controls	188
Table 9.6: Logistic regression-estimated odds ratios (ORs) of women ever employed in agriculture	190
Table 10.1: Case studies' response to contrasting perspectives on causality	209
Table 10.2: Other cancer risk factors, their proponents and relevance to design of the case studies	211
Table 10.3: Comparison of the three research questionnaires	214

LIST OF FIGURES

Figure 2.1: Breast cancer comparison between developed and developing countries	22
Figure 2.2: Breast cancer incidence and deaths in Ontario	26
Figure 4.1: Endocrine System	79
Figure 6.1 Windsor Star Cartoon in response to the Gilbertson and Brophy article	126
Figure: 8.1 CROME poster with list of industrial categories:	156
Figure 8.2: Initial Screen of the CROME	157
Figure 8.3: Patient being assisted with CROME database	158
Figure 8.4: Educational Screen	160
Figure 8.5: Schematic of CROME Project	162
Figure 9.1: The distribution of cases and controls by years employed in agriculture	185
Figure 9.2: WRCC study recruitment process	195

LIST OF APPENDICES

Appendix A: Letter from Michael Gilbertson	A1
Appendix B: Elaboration of the Research Project	B1
Appendix C: Letter from Dr. Ethan Laukkanen	C1
Appendix D: Letter from Margaret Keith	D1
Appendix E: Table 4.1 Chemicals Shown to Induce Mammary Tumours in Animals	E1
Appendix F: Table 5.2: Breast cancer and epidemiological studies - occupational exposures including endocrine disrupting substances	F1
Appendix G: Table 5.3: Breast cancer and epidemiological studies - white collar-type occupations	G1
Appendix H: Table 5.4: Breast Cancer and epidemiological studies - nursing	H1

Appendix I: Table 5.5: Breast cancer and epidemiological studies – laboratory technicians	I1
Appendix J: Description of Different Cancers – Health Canada	J1
Appendix K: Descriptions of Diseases – Health Canada	K1
Appendix L: CROME Questionnaire	L1
Appendix M: CROME Linking Cancers to Jobs – At the Source	M1
Appendix N: CROME Industry/Job Selection Guidelines	N1
Appendix O: CROME Consent to Use Personal Information for Research	O1
Appendix P: CROME Occupational History Summary	P1
Appendix Q: CROME Occupational Histories of Essex County Cancer Patients Poster	Q1
Appendix R: LOHR Questionnaire LOHR	R1
Appendix S: LOHR Breast Cancer Patient Letter	S1
Appendix T: LOHR Community Control Letter	T1
Appendix U: LOHR Telephone Script	U1
Appendix V: LOHR Patient Consent Form	V1
Appendix W: LOHR Study Participants	W1
Appendix X: LOHR NOC List	X1
	-X4
Appendix Y: Letter from John Martel, Essex, Kent and Lambton District Health Council	Y1
Appendix Z: Letter from Janet Greene-Potomski, Windsor Women’s Incentive Centre	Z1
Appendix AA: Letter from Gary Parent, Windsor & District Labour Council	AA1
Appendix BB: Letter from Tom Barnard, M.D. – Essex Medical Society	BB1
Appendix CC: Lifetime Histories Breast Cancer Research (LOEHR) core questionnaire	CC1
Appendix DD: LOEHR General Occupational History questions	DD1
Appendix EE: LOEHR Health Care Occupational History questions	EE1
Appendix FF: LOEHR Manufacturing/Construction Occupational History Form	FF1

Appendix GG: LOEHR Farming Occupational History Form	GG1
Appendix HH: LOEHR Breast Cancer Patient Information and Consent Forms	HH1
Appendix II: LOEHR Community Control Information and Consent Forms	II1
Appendix JJ: LOEHR Brochure	JJ1
Appendix KK: Letter to University of Windsor Ethics Committee	KK1
Appendix LL: Letter to Dr. Terry Sullivan	LL1
Appendix MM: Minutes of LOHR Research Team meeting- author Ms. Nicole Mahler	MM1
Appendix NN: LOEHR Poster	NN1
Appendix OO: Patient Referral Form	OO1
Appendix PP: LOEHR article in Essex County Medical Society Bulletin	PP1
Appendix QQ: Globe and Mail and Windsor Star article about breast cancer research findings	QQ1
Appendix RR: Farming Journal article	RR1
Appendix SS: Kingston Breast Cancer Action	SS1

CHAPTER 1: INTRODUCTION

1.1 Introduction

This dissertation examines the increasing incidence of cancer globally. It further elucidates the debates surrounding the aetiology of that increase and links this discussion of the potential contribution of occupational exposure to toxic substances. The global analysis is followed by an assessment specific to Canada and then to the area of Windsor, Ontario with special attention -to breast cancer.

The scientific debates in the last two decades have focused mainly on the role of lifestyle factors versus exogenous, (for example, external occupational and environmental) exposures. The dissertation argues that increasing exposures to exogenous carcinogens in the environment and in the workplace have contributed to the increased incidence of cancer. There is not only a lack of scientific consensus but also a lack of political will in addressing these causal risk factors. This conflict has particular significance for populations at risk, such as industrial workers and women, who are often left without adequate protection against potential exposures to hazardous substances. These differing perspectives on cancer causality are reflective of deeper political divisions within society over the power to control matters of health and prevent diseases (Watterson, 1999).

In order to explore the subject both rigorously and thoroughly, the thesis draws on a range of methods. The first part of the thesis uses the normal techniques provided by systematic reviews and policy analysis to identify and explain what the dominant

view of cancer causation and discuss the role of occupational exposures as a possible aetiologic factor. It therefore provides an analysis of the current state of knowledge and locates the literature within a framework of international, national, and regional Canadian policy. Without this analysis, which underpins the thesis, it would not be possible to identify and pursue the research questions in the second part of the thesis. The second part employs bespoke techniques developed to explore links between occupation and specific diseases. These particular tailored methods are discussed in detail in the case study chapters.

The dissertation therefore contains a critical review of the traditional epidemiological methods, their limitations, and the implications for policy and public health. The contextualisation of the scientific issues surrounding cancer causality appear in the chapters -preceding that review in order to understand the barriers that tend to prevent critical examination of the links between exogenous exposures and cancer incidence. To help identify the role of workplace exposures, a collaborative, action-based community research project was launched in Windsor, Ontario, Canada. *These studies resulted in the identification of elevated breast cancer risk among women engaged in agriculture.* The findings and lessons of this undertaking are described in two case studies found herein.

1.2 Research Questions

This dissertation is centred on the following interrelated research questions:

What is the dominant medical/scientific view of cancer causation, particularly the contribution of occupation to cancer, and how and why has this affected public health policy and practice in Canada?

What recognised alternative views on cancer causation linked to occupation exist and why?

Can a community-based occupational history data collection initiative contribute to advancing our scientific understanding of associations between cancer and work and more specifically, breast cancer and work?

And finally, can data derived from an occupational history questionnaire provide insight into the potential association between breast cancer risk and farming?

1.3 Objectives

The research questions will be addressed through various means to meet a series of objectives. These objectives are interconnected. They provide a coherent means to move from the larger to the smaller picture and begin to provide a valid method of exploring the research questions at a local level with data readily available to the researcher.

This dissertation will:

1. Review the current overall cancer statistics with particular emphasis on breast cancer incidence - globally, nationally, provincially, and locally;
2. Critically evaluate the different paradigms for understanding cancer causality, especially the scientific debate surrounding the issue of lifestyle versus environmental aetiology;

3. Critically review the current state of knowledge on female breast cancer incidence with a bearing on possible occupational and environmental factors;
4. Critically review Canadian occupational cancer studies and reports with respect to their perspective on work-related cancer;
5. Contextualise the occupational and environmental health studies specific to the community of Windsor, Ontario, Canada;
6. Present and evaluate the methods developed collaboratively in a local setting to identify possible populations at risk arising from occupational factors;
7. Explore how a local occupational cancer research initiative can provide insight into the potential association between breast cancer risk and farming;
8. Evaluate the strengths and limitations of the methods employed to explore occupational risk factors for cancer and their relevance to cancer prevention.

1.4 Background

Cancer is a largely preventable group of diseases that continues to adversely affect ever larger numbers of people throughout the globe (Parkin et al., 2001). While there have been improvements in treatment that have reduced mortality for some cancers and significant advances made in understanding the mechanisms of carcinogenesis, there have been no widely accepted new hypotheses regarding the reasons behind the increases in cancer incidence. Furthermore, for the majority of cancers, life expectancy has not been significantly increased (Epstein, 1998a).

The history of cancer research and intervention during the past thirty years has been dominated by a deep-seated intellectual conflict concerning the avoidable causes of risk. There is a debate as to whether causal factors are more related to genetics, lifestyle and voluntary exposures to carcinogenic agents (such as tobacco) or more related to involuntary exposures to carcinogenic chemicals in the workplace and in the general environment. Some epidemiologists such as Sir Richard Doll and Sir Richard Peto are generally associated with the lifestyle side of the cancer conflict: while toxicologists and physicians such as Dr. Samuel Epstein represent an alternative perspective that assigns greater weight to involuntary exposures to synthetic chemicals. Because the identification of risk factors may implicate particular human activities that have both personal and economic values, the motives of the researchers, the interests of their funding sources, and their relationships to powerful vested interests can frame their research and the results (Rosenstock and Lee, 2002). This conflict provides the intellectual context for the organisation of this dissertation in that it demonstrates that questionnaire surveys of risk factors for cancer patients must include consideration of all the known and suspected activities and agents, whether related to genetics, lifestyle, environment, or occupation.

For most of the twentieth century, industrial workers employed in industries that used or produced cancer-causing substances were recognised as bearing an elevated risk of developing cancer (World Health Organisation, 1999a; Landrigan, 1996; Landrigan and Markowitz, 1989). The elevated cancer risk for millions of workers due to asbestos exposure is but one example of such a phenomenon (LaDou, 2004; Landrigan, 2004; Peto et al., 1999).

The dissertation attempts to explore whether or not cancer is part of the “accepted” epidemic of occupationally related diseases in capitalist societies (Watterson, 1999, 109-11). Epidemic refers to “the occurrence in a community of a group of illnesses of similar nature, clearly in excess of normal expectation” (MacMahon et al., 1960, p.4). By such a definition, it will be argued that cancer, occupational cancer, and breast cancer can all be classified as *silent* epidemics, that is, they are not generally accepted by mainstream science and medicine as being epidemics, and yet, their incidence is in excess of normal expectations. Further, it will be argued that the major institutions that administer cancer treatment, research, and prevention allocate minimal resources towards the detection of risk factors related to occupationally related cancer (Epstein, 2003).

Change, however, does not come solely from the availability of scientific information, but requires the involvement and advocacy of the affected community. Cancer prevention will require the social mobilisation of the populations at risk and a reorientation of the power relations in society to allow for democratic decision-making and the implementation of the precautionary principle (Toronto Cancer Prevention Coalition, 2001).

Several observers have suggested that epidemiology, and particularly cancer epidemiology, is in crisis because there are few new significant risk factors that have been recently identified (Susser and Susser, 1996a; 1996b; Pearce, 1996). They have recommended that advances in our understanding of cancer causality will occur when population epidemiology links with molecular epidemiology;

reconnects to public health and the resulting science is placed within a social, economic and political context.

There is increasing use and respect for community-based research as a method to overcome the “institutional biases” that prevent the detection of health problems (Gills, 2001, p.12). In public health settings, community-based research examines “social, structural, and physical environmental inequities through active involvement of community members, organisational representatives, and researchers in all aspects of the research process” (Israel et al., 1998, p. 173). This method incorporates the concerns, needs, and knowledge of the populations at risk and, in the process, helps empower them to alter their conditions (Giachello et al., 2001).

The occupational cancer research that is examined in this dissertation initially involved, amongst other groups, the trade unions associated with the automotive industry in Windsor, Ontario, with a view to empowering them to bring about change in workplace conditions and reductions in exposures to chemicals. With the initial collection of information on cancer patients at the Windsor Regional Cancer Centre (WRCC), serving Windsor and Essex County, it became apparent that there were female breast cancer patients who wanted to participate in this project and whose occupational histories were available for analysis. These patients have become not only the focus of the studies reported in the dissertation, but also are a part of the community that can potentially bring about change in cancer policy. The breast cancer movement has become one of the strongest women’s health movements, particularly in industrialised countries, and is forcefully challenging the

power and control of the “cancer establishment” (Epstein, 2002) to define treatment, research and prevention and, more broadly, the very question of health (Myhre, 2004, 1999).

Women employed in numerous occupations, like their male industrial worker counterparts, also bear an elevated risk of cancer due to occupational exposures to carcinogens. In the United States, for example, it is estimated that over 1 million women are potentially exposed at work to breast carcinogens as identified in animal bioassays (Epstein, 1997, p. 274). Primary prevention would entail the removal of these carcinogenic substances from the workplace. The idea of breast cancer prevention is, however, generally confined to secondary prevention strategies such as early detection through self-examination and mammography.

1.5 Dissertation outline

The dissertation examines the conflicts between those who espouse the lifestyle aetiologies versus those who favour environmental aetiologies. Themes of discussion include the inertia in recognising the occupational contribution to cancer with particular emphasis on breast cancer aetiology, and the difficulties that populations at risk have in identifying and preventing cancer arising from their respective work environments. The focus of each of the Chapters 2 through 11 is described below.

Chapter 2 first examines cancer morbidity and mortality in a global, national, regional and local context, and then, focuses on breast cancer. These statistical

findings help to contextualise the scientific debate on the avoidable causes of cancer and the public health crisis posed by increasing incidence.

Chapter 3 explores the scientific conflict over cancer aetiology and its political and social ramifications. There is an intertwining nexus of scientific, social and political factors that connect with the scientific debate. The tremendous growth of global capitalism in the later half of the twentieth century has afforded it the power to frame the discussion regarding cancer causality within a perspective that casts responsibility for the disease on the individual – *blaming the victim* – while allowing industry to function with minimal regulations and controls (Epstein 1998, pp. 330-331). Our understanding of the pathogenesis of cancer, which is a multifactoral disease, does not allow us to confidently assign a specific weight to single causes. Cancer agencies, however, tend to argue that the predominant causes of cancer are personal lifestyle choices rather than socially determined factors (Tomatis and Huff, 2001). Occupational risks are still assigned a minor role in spite of their recognised impact particularly on industrialised workers (Infante, 1995). New scientific insights into the role played by xenoestrogens and endocrine disruptors offer fresh insights into breast cancer aetiology. This new knowledge coupled with the activism of the populations at risk may provide a synthesis to challenge the dominant scientific views of cancer causality.

Chapter 4 critically examines the known or suspected aetiological risk factors that influence breast cancer research. The process of carcinogenesis is explored as it informs the case studies and explains the potential harm posed by exogenous exposures. The majority of breast cancer cases cannot be explained by known risk

factors (Health Canada, 2001, p.4). There has been very limited research carried out on potential environmental and occupational links to breast cancer.

Experimental studies suggest links to exposures that disrupt the endocrine system.

Chemicals that “mimic” estrogens (xenoestrogens), such as some pesticides, polycyclic aromatic hydrocarbons, organic solvents and components of plastics, may very well contribute to cellular proliferation and the cancer process.

Animal studies have identified over 200 chemical substances that trigger breast cancer. Some of the scientific literature suggests the increasing trend in breast cancer incidence is not linked to any one specific factor, but to a variety or combination of factors: environmental, occupational, genetic, lifestyle, and socioeconomic. The timing of these exposures during the life cycle, particularly during prenatal and childhood periods, can be as important as the dose. It is possible and plausible that female breast tissue is more susceptible to tumour initiation and progression during periods of great morphological and biochemical change, that is, beginning at puberty and continuing throughout the reproductive years.

The Canadian cancer agencies have generally been unreceptive to the demands of trade unions, environmentalists and women’s health advocates who are insisting on an aggressive cancer prevention programme based on the Precautionary Principle¹.

These movements are challenging the old paradigms regarding cancer causality.

Such groups are demanding inclusion into decision-making processes, while

¹ “When an activity raises threats of harm to human health or the environment, precautionary measures should be taken even if some cause and effect relationships are not fully established scientifically.” (Kriebel et al., 2001)

challenging the rights of industry to expose workers to carcinogens and to release carcinogens into the environment. They are also challenging irresponsibility of government regulators who ignore information about the potential harm posed by environmental contamination to human health (Toronto Cancer Prevention Coalition, 2001).

Chapter 5 examines the limited epidemiological research on Canadian occupational cancer; much of it accomplished through the use of national and provincial data sources. Breast cancer is examined in only one such study. Differing perspectives emerge from the examination of provincial compensation board data. A critical review of the key breast cancer occupational epidemiological literature is presented. Special reference is made of the British Columbian cancer registry study because of its parallels to the Windsor case studies. Farming, nursing and health care breast cancer epidemiology is explored in more detail as it informs the Windsor research. Chapter 5 frames the significance of the collaborative initiative to collect the occupational histories of cancer patients in Windsor.

Chapter 6 contextualises the case studies contained within this dissertation by examining studies on the health of the population of Windsor – Essex County, Ontario, Canada. Public health issues are of serious concern to much of the population in this industrial community due to exposures to occupational and environmental contaminants. It is a “population-at-risk”, documented in numerous environmental and human health studies, which have identified carcinogens and endocrine disruptors in the occupational setting, as well as in the ambient environment. Of particular importance is a study that examines the health of 17

communities in the Great Lakes Basin and which found the health of the Windsor population to have the most serious adverse health outcomes, including cancer (Gilbertson and Brophy, 2001). In reaction to these public health concerns, trade union health and safety activists have engaged in an active health and safety movement that views the prevention of occupational cancer morbidity and mortality as a major objective.

Chapter 7 sets the stage for the two Windsor case studies. Previously chapters have provided the necessary context to understand the scientific debates about occupational cancer and the barriers to collecting the occupational histories of cancer patients. The local background and genesis to the action research is presented. The ethical approval for each case study is outlined.

Chapter 8 presents the first of two case studies. In 1994, a community-based occupational cancer research project emerged through the collaboration of the Windsor Regional Cancer Centre (WRCC), the Occupational Health Clinics for Ontario Workers (OHCOW), the Windsor Occupational Health Information Service (WOHIS) and the Ontario Occupational Disease Panel (ODP). A computerised data collection project, titled *Computerised Recording of Occupations Made Easy* (CROME) captured detailed chronological work histories in Windsor - Essex County cancer patients. This initiative represented the first time that an Ontario regional cancer treatment centre had attempted to address the lack of data regarding the work histories of their patients. Without any a priori hypotheses regarding specific associations, occupational data collection began in 1995. CROME employed a user-friendly touch screen to gather the patients' chronological

occupational data for 16 major industries and over 300 occupational categories providing such information as the type of job, duration and latency. Peer reviewed papers and presentations have arisen from this research (Brophy et al., 2002).

Chapter 9 examines the second case study in of this dissertation. The Lifetime Occupational History Record (LOHR) arose from the initial findings of the CROME study in which women with breast cancer who were 55 years of age or younger and had ever engaged in farming bore an elevated breast cancer risk. In the course of a two-year case control study (LOHR) over 1100 women were interviewed. The research team developed a questionnaire that captured such covariates as age, socioeconomic status, parity, age at menarche, family history, body mass index (BMI), age of menarche and menopause, use of oral contraceptives, age at first pregnancy, number of children, lactation, menopausal status, use of hormone-replacement therapy and marital status. Questions were asked about occupational exposures, including pesticides. Community controls were randomly selected from the population rather than using hospital-based controls.

Chapter 9 examines the new three-year case-control study, *Lifetime Occupational and Environmental History Record (LOEHR)*, which is currently in progress.

LOEHR has developed as a result of the previous two research studies. The new questionnaire further refines the previous *LOHR* tool. *LOEHR* attempts to capture information about such risk factors as parental and residential exposures. In addition, a more sophisticated exposure profile is developed that includes open-

ended questions about working conditions accompanied by an evaluation of each job by a expert panel in order to more accurately assess specific exposures.

Chapter 10 evaluates the occupational history gathering processes in Windsor, with reference to the dissertation research questions as stated in the beginning of this chapter. The three research studies, *CROME*, *LOHR* and *LOEHR*, are examined for their respective impacts on the scientific understanding of breast cancer aetiology and on public policy. Their respective strengths and limitations are explored. A new paradigm which links the populations at risk with occupational history gathering is examined for its applicability to other communities. The paradigm's possibilities and obstacles are discussed. Institutional barriers that continue to thwart occupational cancer prevention activities are analysed and ideas for advancing social policy are presented.

Chapter 11 concludes the dissertation with a summary of the major arguments regarding the need to pursue valid, accurate occupational history collection among cancer patients. The implications for this research in the future are also examined.

CHAPTER 2: OVERVIEW OF CANCER MORBIDITY AND MORTALITY, WITH PARTICULAR ATTENTION TO BREAST CANCER

2.1 Introduction

The chapter will firstly provide an important and necessary overview by critically examining the body of literature regarding cancer morbidity and mortality globally, in the United States and Canada, as well as, more specifically in the province of Ontario, Canada and within the community of Windsor in the County of Essex. This information provides the context in which to evaluate the approaches to understanding cancer aetiology. Secondly breast cancer morbidity and mortality will be highlighted, as it is the focus of the case studies to follow in later chapters of the dissertation. Thirdly cancer trends and their relevance to this thesis will be re-assessed. In this context, the concept of age-standardised rates is explained in order to evaluate whether the ageing population in industrialised countries – the ‘age as a carcinogen itself argument’ - is the cause of the increasing incidence of cancer. Fourthly and finally, some assessment is offered of the effectiveness of the dominant strategies to reduce cancer morbidity and mortality.

Cancer represents a major cause of human morbidity and mortality. It is, after cardiovascular disease, the second most common cause of mortality among the sixty million deaths that occur each year throughout the world (Montesano, 2001). In some industrial countries, such as Canada and the United Kingdom, cancer is now becoming the leading cause of death (Statistics Canada, 2003; Encarta, 2003). In Canada, current projections estimate that, in the course of their lifetimes, 38 per cent

of women and 41 per cent of men will develop cancer (Canadian Cancer Society, 2003).

The recorded increase in the incidence and resulting mortality from cancer is having a profound effect in terms of human suffering and financial cost. It is important to understand that this disease, which has been generally agreed to be largely preventable, continues to rise with minimal attention paid to primary prevention (Epstein, 1998a). The purpose of the dissertation is to contribute to a better understanding of the preventable causes of cancer generally and of breast cancer specifically.

2.2 All cancer burden

Table 2.1 comprises data on the overall cancer incidence and mortality collected by mainstream cancer research agencies for: the global population; the United States; Canada; and Ontario in the year 2000. These data are discussed in more detail in the following sections.

Table 2.1: Overall Cancer Burden		
	Incidence	Mortality
Global	10,000,000	6,200,000
United States	1,334,100	556,500
Canada	139,900	67,400
Ontario	52,700	24,600
Source: Globocan 2000, 2001; Canadian Cancer Society, 2001.		

2.2.1 Global cancer burden

According to the International Agency for the Research on Cancer (IARC), there were over 10 million new cases of cancer, not including skin cancer, throughout the globe in the year 2000 and over 6 million were projected to die from the disease

(GLOBOCAN 2000, 2001; Parkin et al., 2001) (See *Table 2.1*). The World Health Organization (WHO) estimates that by 2020 the number of diagnosed cases will double; there will be some 20 million new incident cases of cancer, and a prevalence of 22.4 million people living with cancer. Lung cancer is the most commonly recorded cancer in the world with over 1.2 million new cases, followed by breast cancer with over 1 million new cases (Parkin et al., 2001). The WHO estimates that, in the future more than 70 percent of all cancer cases will be found in developing and newly industrialised countries (WHO, 2003; WHO, 1998). Globally, almost 13 percent of all deaths are said to be related to cancer, which is greater than the percentage of deaths due to malaria, tuberculosis and HIV/AIDS combined (WHO, 2003). It is argued that early childhood mortality and infectious diseases in developing countries reduce life expectancy. As a result, deaths occur from causes other than cancer, which generally occurs later in life. While improved life expectancy may account for some of the increased number of diagnosed cancers expected in the future in developing countries, it is interesting to note that this trend also coincides with the transfer of hazardous industries to these countries, where the exposures to carcinogens are often much greater than currently tolerated in industrialised nations (Tomatis and Huff, 2001). It would be expected that, due to the latency characteristic of carcinogenesis, cancers related to these exposures will appear over the course of the next few decades.

2.2.2 United States all cancer burden

Cancer is the second leading cause of death in the United States exceeded only by heart disease. One in 4 Americans will die from cancer (American Cancer Society, 2003). The American Cancer Society and the National Cancer Institute estimate

that by 2050 the number of cancer diagnoses will double based on a review of American cancer incidence rates from 1973 to 1999. Controlling for the ageing population, there was still an overall increase of 24 percent (Edwards et al., 2002). Cancer mortality rates, however, are beginning to decline due to improved treatment modalities, early detection, and particularly, decreasing use of tobacco (American Cancer Society, 2003).

Cancer costs the United States economy \$171.6 billion dollars in 2002 according to the National Institutes of Health. Direct health care costs were estimated at \$60.9 billion dollars; indirect mortality costs were \$95.2 billion dollars and indirect morbidity costs were \$15.5 billion dollars (American Cancer Society, 2003).

Industrialised countries, such as the United States and Canada, continue to experience overall increases in diagnosed cancer in spite of billions of dollars allocated to reduce cancer morbidity and mortality (Beardsley, 1994). This discrepancy, between the goal of reducing the overall morbidity and mortality of cancer and the continuing increase in the recorded incidence of the disease, is a major theme of the dissertation and is at the heart of a decades long debate regarding cancer causality (Sellers, 1997).

2.2.3 Canadian all cancer burden

In 2000, the National Cancer Institute of Canada (NCIC) calculated a lifetime risk for developing cancer as 40% among men and 35% among women, not including skin cancer (Clapp, 2000). In 2003 the Canadian Cancer Society further upwardly

revised the estimated lifetime risk; 41% among men and 38% among women. While controlling for ageing, incidence of diagnosed cancers increased between 1970 and 1998 increased by 35 percent for men and 27 percent for women (Chernomas and Donner, 2004). Cancer is now the “leading cause of premature death” (Canadian Cancer Society, 2003, np) and while cancer mortality is declining, incidence rates continue to climb.

It was estimated in 1993 that cancer cost the Canadian economy \$13.1 billion per annum (Health Canada, 1997). The direct annual costs in terms of productivity losses due to premature death are estimated to be \$10.6 billion Canadian dollars with another \$1.8 billion in health care costs. These estimates were made in 1998, which was the last year such data were available (National Cancer Leadership Forum, 2003).

2.2.4 Ontario all cancer burden

Cancer is the leading health problem in Ontario in terms of lost years of life (Cancer Care Ontario, 2003). Among men, the most prevalent cancer site is the prostate gland (N =7,200). Among women, the most prevalent cancer site is the breast (N = 8,000). Lung cancer is the leading cause of death for both men and women in Ontario (Canadian Cancer Society, 2003).

It is estimated that, within a few decades, cancer will be the leading cause of death in Ontario (Kreiger et al., 2003). Based on existing patterns of diagnosed cancers, by the year 2020 the new incident cases of cancer will have increased by almost

two-thirds from the current numbers to 91,000 per year. It is further forecast that the number of cases will double by 2028 (Cancer Care Ontario, 2003).

2.2.5 Windsor all cancer burden

The community of Windsor, located within the County of Essex, is the setting for the case studies contained herein. (Chapter 6 will explore in greater detail the health issues facing this community.) Cancer has been identified as being significantly elevated in males in Essex County compared to the rest of the province (Gilbertson and Brophy, 2001). The Windsor Essex County Health Profile (2000), produced by the Essex County Health Unit, cited Standard Morbidity Ratios (SMRs) based on hospital separations. Among Essex County women for all neoplasms in 1998, there was a frequency of 1,638 per 100,000 representing an elevation of 11 percent compared to the “same age-specific hospital separation rates as all of Ontario” (p. 117); this was statistically significant with a p value $<.01$ ¹. Among men for all neoplasms, there was a frequency of 1,403 per 100,000 that was 23 percent higher frequency than the rest of the Ontario population.

2.3 Breast cancer burden

Cancer of the breast refers to a group of diseases with differing genetic, cellular and molecular composition (Dickson and Lippman, 2001, pp. 1633 - 1651). There are several reasons that the dissertation focuses on the occurrence of breast cancer.

Breast cancer has become the most prevalent cancer among women and, overall, the second most common cancer with half the cases found in industrialised countries

¹ P value refers to the probability value. $P<.01$ means that there is less than a 1 percent probability that the observed finding would have occurred by chance (Friedman, 1987).

(Parkin et al., 2001). It has been suggested that it is increasing at the rate of about 1% per year. The attributable risk factors only account for a small fraction of the cases and little research has been undertaken to address the discrepancy between what is known and the continuing prevalence of the disease (Davis et al., 1998).

It has been argued that about half of the breast cancer incidence cases occurs in Europe and North America (Parkin et al., 2001), but these figures are affected by the differential ability to diagnose the disease. In developing countries, breast cancer incidence continues to rise (p. S19), and is increasingly seen in younger women (p. S22). Breast cancer is projected to remain the most common cancer among women for the next fifty years.

Breast cancer incidence and deaths are reported in *Table 2.2* for the global population, the United States, Canada and Ontario. These figures, needless to say, reflect the differential ability of different regions to diagnose the disease.

Table 2.2: Breast cancer incidence and mortality in 2003

	Breast Cancer (female) cases	
	Incidence	Mortality
Global	1,050,000	373,000
United States	211,300	39,800
Canada	20,500	5,400
Ontario	8,000	2,000

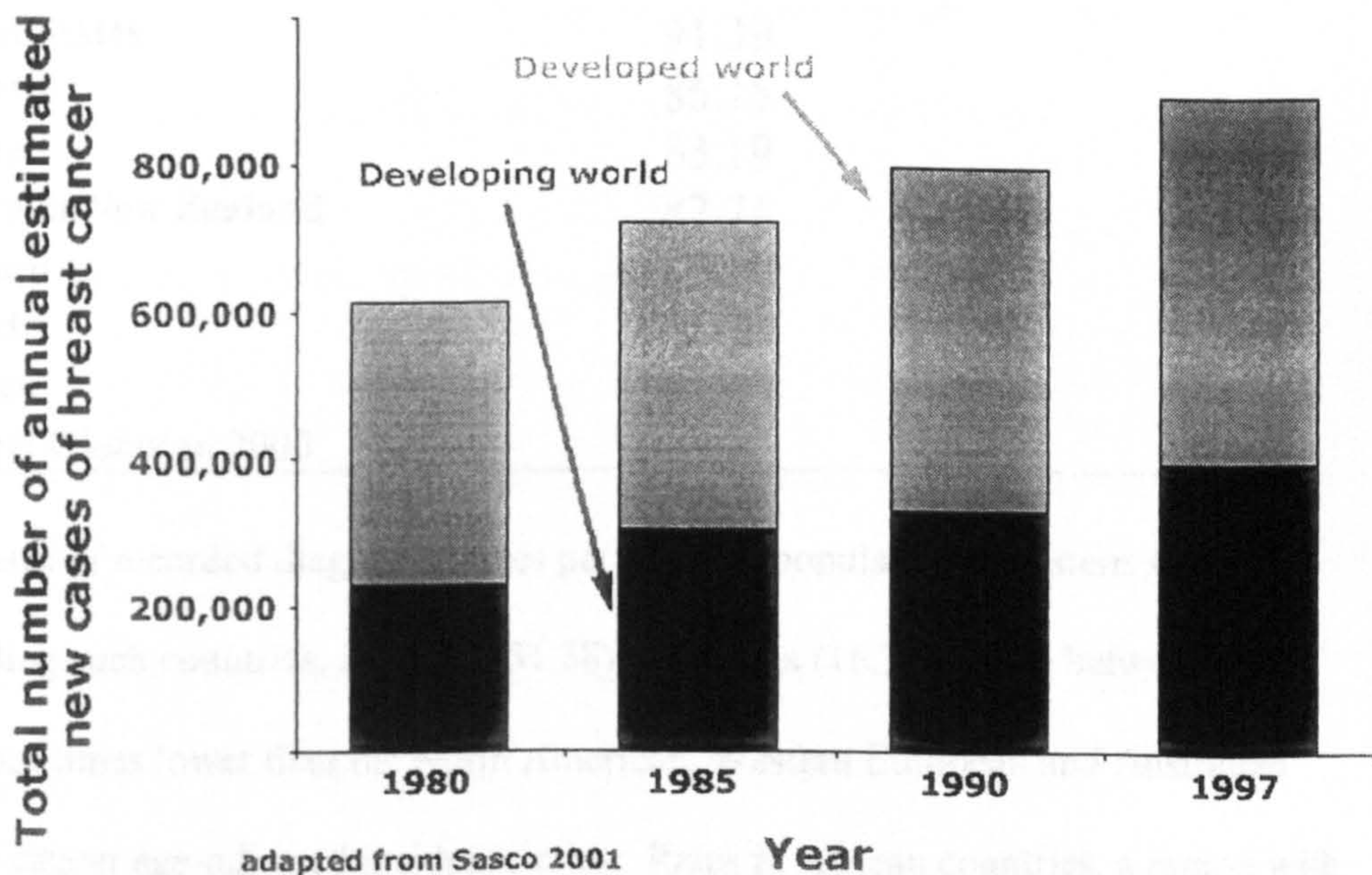
Source: Parkin et al, 2001; American and Canadian Cancer Society, 2003

2.3.1 Global breast cancer burden

By 2050 IARC estimates that globally there will be nearly 2 million new cases of breast cancer each year (p. S55). Over half recorded breast cancer cases occur in

the developed countries, with over 530,000 new cases diagnosed in Europe and North America regions alone. The highest incidence of recorded breast cancer occurs in North America, Northern Europe, and Australia with age-adjusted rates ranging from 75 to 92 per 100,000 women (standardized to year 2000 world population). Africa and Asia have the lowest rates, where the incidence rates are less than 22 per 100,000 (p. S17-S22) (See Figure 2.1). The uneven global distribution of breast cancer reflects differential diagnostic capabilities as well as the potential of environmental factors (Davis et al., 1998).

Figure 2.1: *Breast cancer comparison between developed and developing countries*



The recorded breast cancer incidence and mortality vary between developed and developing countries, and between different ethnic groups within countries. The International Agency for Research on Cancer (IARC) estimates that roughly 25% of

the cases will be among premenopausal women whose premature mortality results in hundreds of thousands of years of lost life annually worldwide (Parkin et al., 1997).

Ignoring differences in recording and diagnostic capabilities, the Netherlands has the highest Age Standardised Rate of breast cancer (ASR) (91.64) followed closely by the United States (91.39). Canada has the seventh highest rate (81.78) among industrialised countries (see Table 2.3).

Population	Age Standardized Ratios (ASR)
Netherlands	91.64
United States	91.39
Denmark	86.15
France	83.19
Australia/New Zealand	82.71
Belgium	82.20
Canada	81.78
Sweden	81.03

Source: Globocan 2000

The rates of recorded diagnosed cases per 100,000 population in eastern Asia including such countries, as Japan (31.38) and China (16.39), range between three and four times lower than the North American, Western European and Australian breast cancer age-adjusted incidence rates. Rates in African countries, a region with lower breast cancer rates, range from 10.20 in Rwanda to 33.52 in South Africa (Globocan, 2000).

Apart from reflecting differences in diagnoses and recording, the differences in breast cancer incidence between more industrialised and less industrialised

countries and the unequal distribution within industrialised countries raise the possibility of exogenous exposures as causative factors. It has been hypothesised that environmental exposure to carcinogens and hormonal disrupters in industrialised countries, particularly North America, Western Europe, Australia and New Zealand, may be strong contributing factors in the elevated breast cancer incidence rate (Kelsey and Bernstein, 1996). It has also been suggested that the variation of breast cancer incidence geographically, coupled with the inability to establish individual causes, emphasises the need to explore such modifiable risk factors as exogenous exposures. Subsequent chapters of the dissertation will explore these ideas, particularly from the perspective of the risks posed by endocrine disrupting compounds, synthetic chemicals and other potential occupational risks encountered by women in the work environment.

2.3.2 United States breast cancer burden

As far as recorded and diagnosed cancers are concerned, breast cancer is the most prevalent female cancer representing 32% of all cancers among women in the United States. Approximately 40 percent of the new cases are diagnosed among women less than 60 years old (Brody and Rudel, 2003). Among women aged 35 to 54 breast cancer is the leading cause of death (p. 1007).

2.3.3 Canadian breast cancer burden

Breast cancer is also the most common form of cancer diagnosed among Canadian women (Health Canada, 1999). Breast cancer will represent almost one third of all new cancer cases in Canadian women this year. In 2004, an estimated 21,200 Canadian women will be diagnosed with breast cancer and 5,200 of them were projected to die from this disease (Canadian Cancer Society, 2004a). Since 1981

there has been an almost 1.5 % annual increase in diagnosed of breast cancers in Canada. The mortality rates in Canada have declined, as is the case in most industrialised countries, due to earlier intervention resulting in a more favourable prognosis (Canadian Cancer Society, 2002, pp. 32-33). While lung cancer has a slightly greater impact of lost years of life for Canadian women, breast cancer accounts for more than twice as many new cancer cases as lung cancer. Women under 50 with newly diagnosed breast cancer represented 23 percent of the cases; the largest number (46%) occurred among women between the ages of 50 to 69, while women 70 and over represented 32% (National Cancer Institute of Canada, 2001).

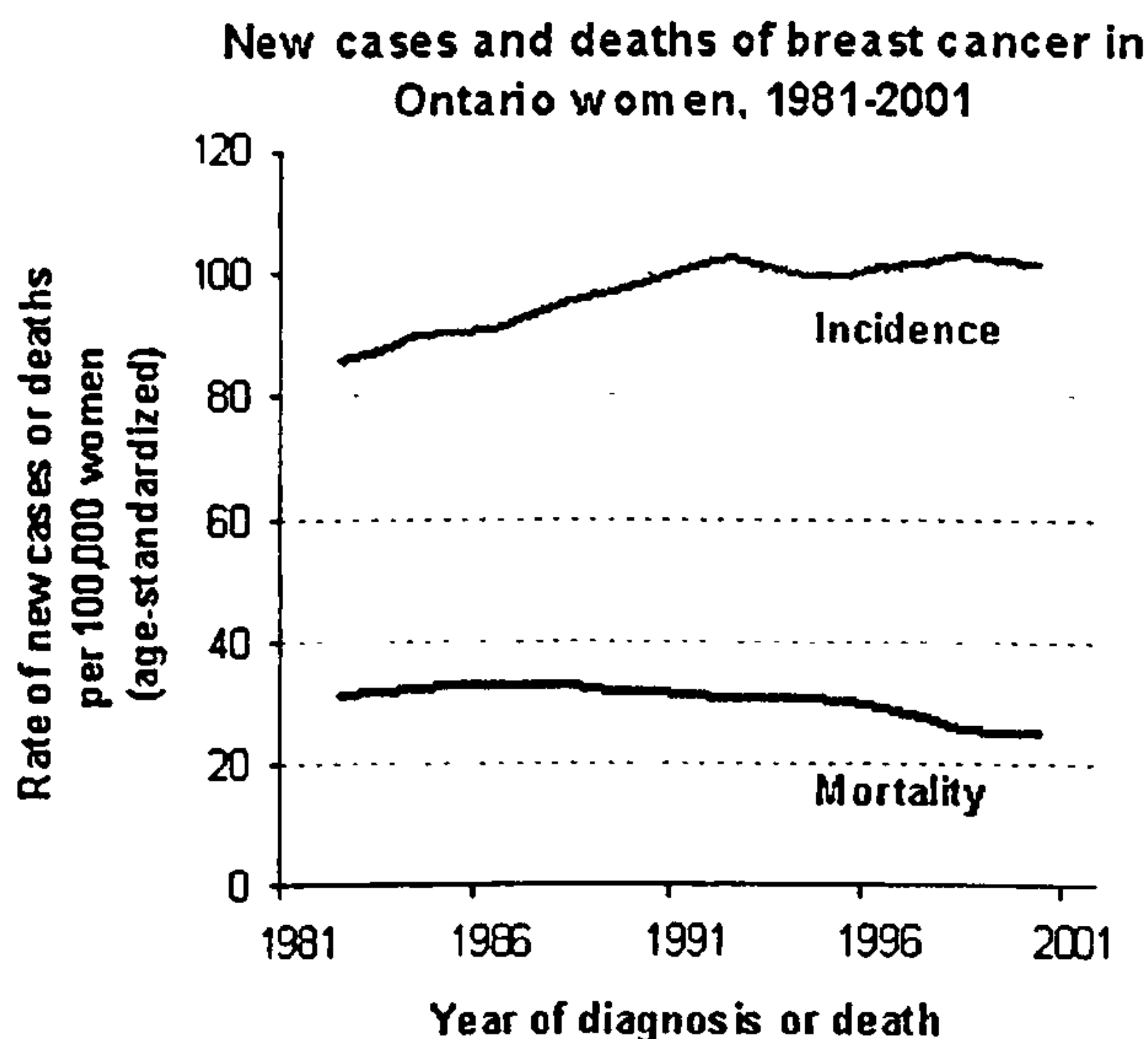
Table 2.4 shows the demographic distribution of diagnosed breast cancer in women by Canadian province. In 2002, Ontario had the same age-adjusted standardised rate (ASR) as Canada as a whole. These rates, needless to say, also reflect differences in diagnostic capabilities and are subject to recording effects.

Table 2.4: Estimated age-standardised incidence and mortality for Canadian women with breast cancer, 2002 (rate per 100,000)		
	Incidence	Mortality
Canada	106	26
Newfoundland	94	29
Prince Edward Island	107	23
Nova Scotia	112	29
New Brunswick	110	28
Quebec	107	28
Ontario	106	25
Manitoba	114	28
Saskatchewan	98	22
Alberta	108	25
British Columbia	102	23
Source: Canadian Cancer Society, 2002		

2.3.4 Ontario breast cancer burden

The recorded Ontario breast cancer incidence rate is “among the highest in the world (Chiarelli et al., 2000, p. 23). In 2002, 7,800 women were diagnosed with breast cancer and 2,700 were projected to die from it (Canadian Cancer Society, 2002). In Ontario a woman has a 1 in 9 chance of developing breast cancer in the course of her lifetime (Canadian Cancer Society, 2002). Figure 2.2 shows that the incidence of diagnosed breast cancers rose during the 1980s and early 1990s but has remained stable for the remainder of the decade, while breast cancer mortality declined.

Figure 2.2: Breast cancer incidence and deaths in Ontario.
(Source, Canadian Cancer Society, 2002)



2.3.5 Windsor Breast Cancer Burden

As will be highlighted in Chapter 6 on the health issues in Windsor, the officially recorded incidence of breast cancer in Essex County is comparable to the province

of the Ontario where the rate is high in relation to the rest of the world. The Windsor – Essex County District Health Council (1995) found that the recorded breast cancer mortality was slightly below the Ontario rate (Standard Mortality Rate (SMR) = 0.962, 95% CI (0.861 – 1.063) (p. F-18). On the other hand, the officially recorded breast cancer incidence was somewhat higher than the Ontario population for the period 1989 to 1992. Based on an age-standardised rate per 100,000 population the recorded Windsor-Essex County breast cancer incidence was 85.1, while the Ontario rate per 100,000 was 80.3 (p. F-39).

The identification of possible causes of breast cancer among Windsor women, particularly from occupational and environmental exposures could have important implications for breast cancer prevention. Windsor is an important Canadian industrial and agriculture centre because women are integrated into the workforce, including the manufacturing sector, where they may be exposed to carcinogens. It is also an area identified as having elevated diseases possibly related to environmental factors (Gilbertson and Brophy, 2001). Because of the stable population with little migration; it is ideal for the investigation of aetiological factors.

2.4 Trends

2.4.1 Age standardised rates

In spite of the billions of dollars spent over the last three decades, the incidence rates for many types of cancer continued to rise (Epstein, 2002). This potentially reflects increased diagnostic capabilities, but it may also be due to other factors.

Between the years 1973 to 1999, there was an overall increase of 24% in American in officially recorded cancer incidence rates after controlling for the ageing population². In the same period, the recorded lung cancer incidence, which is one of the leading causes of mortality, increased by 30% (reduced by 6% among men and increased by 143% among women) (Epstein, 2002, p. 6). While this increase among women is generally attributed to the increased prevalence of tobacco use among women (and potentially to improved diagnosis), it is important to note that this same time period also coincides with a major shift in female employment with women entering the once exclusive male job market. These newly available occupations could involve exposures to hazardous substances that may contribute to an increased cancer risk (Zahm and Blair, 2003). Of cancers that are not smoking-associated, there have been a number of recorded increases: malignant melanoma (156%); liver cancer (104%); non-Hodgkin's lymphoma (87%); thyroid cancer (71%); testicular cancer (67%); post-menopausal breast cancer (54%); brain cancer (28%) and acute myeloid leukaemia (16%). Childhood cancers have increased almost 1% per year during this 26-year period (Epstein, 2002 p.6; Ries et al., 2002).

From 1970 to 1998, the recorded age standardised incidence data for Canada reflects an overall increase in cancer morbidity (Canadian Cancer Society, 2003). The recorded cancer incidence in this period increased 35 percent for men and 27 percent for women. One in every 2.4 Canadian men (41.2%) will develop cancer

² Age standardised incidence is a term that refers to a method of examining cancer incidence where age of the population is factored into the comparison so that a population with more elderly persons, for example, is not matched with a population of younger people (Last, 2001; p. 3). This statistical technique can account for changes in the age distribution of the population over time. When cancer incidence or mortality rates are adjusted for age, 65 year old men and women in 1970 are compared to 65 year old men and women in 1995, so that living longer can not skew the relationship.

and one in every 3.6 (27.4%) will die from it. One in every 2.7 Canadian women (37.6%) will develop cancer and one in 4.3 (23.1%) will die from it (p.56).

Age is a major risk factor for cancer. Though not a carcinogen itself, age can be a surrogate for other factors. It is argued that as the population ages there will be a greater prevalence of the disease because as the body wears out its defensive capacities diminish. This assertion is difficult to prove but the age-adjusted comparisons show that the continuing increase in cancer incidence cannot be explained by the increased life expectancy of the population alone. Just as the uneven geographic distribution of cancer incidence lends credence to the argument that exogenous risk factors are important contributors in cancer causality, so too does the continuing increase of the disease after adjusting for ageing. Further, the recorded increased incidence of cancer among children cannot be explained by the concept of an ageing population (Goldsmith, 1998). These arguments are important for the dissertation because, as will be further elaborated in the next chapter, the personal, individual focus on cancer prevention through lifestyle modifications has failed to substantially reduce the incidence of cancer, yet it remains almost the complete focus of the agencies responsible for cancer treatment and prevention (Hall, 1998).

2.5 Risk Factors

Cancer is defined as the uncontrolled growth of damaged cells (Watterson, 1998b).

Cancer is a multifactoral disease linked to a variety or combination of the following factors: age, environmental, occupational, genetic, lifestyle, and socioeconomic

(Davis and Muir, 1995). There is intense scientific debate regarding the attributable risks of cancer and what part each of these potential aetiologic agents plays in the process of carcinogenesis. There is generally a hierarchy of risk factors with tobacco use and diet designated as the strongest contributors to cancer risk. This perspective is referred to as the “lifestyle” paradigm (Walker, 1998, p. 83). The other perspective, referred to as the “dissident” paradigm, attributes the increasing rise in cancer incidences to exposure to synthetic chemicals in our food, air, consumer products and workplaces (pp. 83-84). In the following chapter (Chapter 3) this conflict will be presented in greater detail. It will also appear, for different reasons and providing new perspectives, in the examination of known or suspected risk factors of breast cancer (Chapter 4) and in the chapter that reviews the Canadian occupational cancer literature and more specifically, breast cancer epidemiology (Chapter 5). This debate holds profound implications for the potential strategies that might be utilised to reduce it.

Occupationally related cancer with a particular focus on breast cancer is a central theme of the dissertation. It will explore in the following chapter the notion that cancer is part of the “accepted” epidemic of occupationally related diseases in industrialised societies (Watterson, 1999, pp. 109-11). Epidemic refers to “the occurrence in a community of a group of illnesses of similar nature, clearly in excess of normal expectation” (MacMahon et al., 1960, p.4). By such a definition, it will be argued that cancer, occupational cancer and breast cancer can all be classified as ‘silent’ epidemics; that is, they are not generally accepted by mainstream science and medicine as being epidemics and yet, their incidence continues to occur and even increase (Brophy, 2004).

2.6 Is the war against cancer being won?

In 1996 the U.S. Secretary of Health and Human Services, Ms. Donna Shalala, announced that the "war on cancer" was showing results (Hoeksema and Law, 1996). Her remarks were based on United States cancer statistics that appeared to show a decline in the cancer mortality rate of 2.6% from 1991-1995. This was the first such reduction since the U.S. government began to record cancer statistics in the 1930s. However, over 1,228,000 Americans developed cancer in 1998 and 564,800 died from it. "Clearly, we have a very long way to go before we can claim that the war on cancer has been won" (Montague, 1999, np).

The Shalala pronouncement was challenged by the American Medical Association on the basis that cancer morbidity and mortality statistics may not reflect accurately the true recent occurrence of the disease (Clegg et al., 2002). The researchers examined the time involved in reporting on cancer morbidity and mortality to the United States National Cancer Institute's Surveillance, Epidemiology, and End Results (SEER), which functions as a national cancer registry. Their findings demonstrate that there was a 4 to 17 year delay in recording 99 percent of the cancer cases and corresponding adjustments are needed for estimating the incidence (See *Table 2.5*).

These gaps in reporting introduced bias into the projections of cancer incidence trends. The new analysis shows that recorded breast-cancer rates actually have been rising 0.6% a year since 1987. Specifically, the National Cancer Institute researchers are calling for research "to explain the cause for the recent rise in breast cancer incidence" (Begley, 2002, np). Breast cancer was being underreported and

Dr. Clegg and colleagues (2002) estimated that it was actually 4 percent higher than initially reported.

Cancer	1998 Adjustment
Female breast cancer	+4%
Prostate cancer (white males)	+12%
Prostate cancer (black males)	+14%
colorectal cancer	+3%
melanoma (whites)	+14%

Source: Clegg et al., 2002.

These results suggest that ignoring delays and errors in reporting may result in the false impression of a recent decline in cancer incidence: the apparent decline is, in fact, caused by delayed reporting of the most recently diagnosed cases (Clegg et al, 2002).

The National Cancer Institute in the United States has focused its attention on the lifestyle risk factors of cancer (Clapp, 1998). There is considerable public pressure for reduced cancer morbidity and mortality, so these institutions attempt to justify their respective strategies through the use of statistical trends and lifestyle risk factors. It is interesting to note cardiovascular disease mortality declined by almost 50 percent in the last 25 years, apparently due to reduced tobacco use, changed diets and increased physical activities, while cancer mortality trend has shown almost no change (p.749). If lifestyle factors are the predominant cause, why has cancer not shown the same type of trend?

While many scientific and social policy representatives have critically deemed the efforts to discover a cure for cancer a failure (Beardsley, 1994), the life expectancy of many cancer patients in both Canada and the United States has increased, as it has in other industrialised countries. This improved prognosis is due to such factors as early detection, more accessible medical care, smoking reduction, improved diet and new treatment modalities (Canadian Cancer Society, 2003).

The enormous sums of money allocated to cancer research, although still not being able to provide a cure, has generated new knowledge about certain aspects of carcinogenesis, such as the genetic mechanisms and the initiation, promotion and progression stages in the pathogenesis of cancer (Brody and Rudel, 2003). While agreeing with the importance of understanding the biological aspects of DNA alteration and damage, others contend that this focus on treatment and genetics is being used to distract the public from the fact that the *winnable war against cancer* is being lost due to the failure to adequately address the impact of synthetic chemicals exposures and to develop corresponding preventive strategies (Epstein, 2002). The next chapter will examine the different facets of this debate and its implications for industrial workers, in general and women, in particular,.

Challenging the current accepted understanding of cancer causality, particularly for occupationally related cancer in general and for breast cancer in particular, is the focus of the research described herein. The next chapter will explore how the scientific conflict regarding cancer aetiology has failed to be resolved with the

consequence that cancer remains a threat to increasing portions of the human population.

2.7 Summary

While affected by changes in diagnostic capabilities and recording conventions, cancer incidence and mortality rates represent an enormous public health challenge that directly affects millions of people throughout the world. Incidence rates for many cancers are increasing while mortality, particularly in industrialised countries, is modestly declining. Breast cancer is the most prevalent cancer among women. Industrialised countries, including Canada, have the highest rates of breast cancer compared to less industrialised countries. In addition to the human suffering and loss, there are increasingly higher burdens being borne in terms of economic costs to the national health care systems and lost productivity.

CHAPTER 3: A CRITICAL REVIEW OF THE SCIENTIFIC DEBATES AND BARRIERS TO CHANGE IN RELATION TO OCCUPATIONALLY - RELATED CANCER AND BREAST CANCER AETIOLOGY

3.1 Introduction

The search for the explanation for the cancer trends outlined in Chapter 2 is at the centre of this thesis. This chapter explores the major debates past and present that have attempted to explain those trends. Firstly the chapter will provide a short background to the differing perspectives on cancer causality and situate the role of the populations at risk in helping to resolve aspects of the scientific quandary. Secondly it will critically examine the historical debate within the scientific community regarding the aetiology of cancer beginning with the hypotheses presented by Hueper and Carson. Thirdly the chapter will examine the differing perspectives regarding the attributable risks of cancer as argued by epidemiologists Doll and Peto. Fourthly it will explore the analysis provided by physician and toxicologist Epstein. Fifthly it will draw on new insights into the role of hormonally mediated substances and their potential deleterious role with regards to breast cancer. Finally the chapter points to some of the systematic barriers within the 'cancer establishment' that prevent the resolution of this conflict.

3.1.1 Background

There is not an established consensus within the scientific community regarding cancer risk posed by such aetiological factors as lifestyle, genetic susceptibility, viruses, reproductive factors, and environmental and occupational exposures. There are two principal perspectives that have dominated the scientific controversy surrounding the risk factors that contribute to cancer causality. The two paradigms

can broadly be described as personal *lifestyle* risk factors versus the more socially determined *environmental* risks factors, which include exposures to synthetic chemicals (Walker, 1998; Colborn et al. 1997, p. 183; Steingraber, 1997). There is also a variety of opinions that exist along a continuum between these two perspectives (Walker, 1998; Clapp, 1998; Landrigan and Markowitz, 1989; Davis and Muir, 1995; Infante, 1995; Rose, 1992). A further synthesis of these diverse perspectives should include another proposition. Our current state of knowledge does not allow us to confidently link cancer incidence to any one specific factor. More likely, given the current evidence, the incidence of cancer is related to a variety or combination of factors, including environmental, occupational, genetic, lifestyle and socioeconomic that should all be included in future epidemiologic studies (Brophy, 2004).

The scientific tools of epidemiology and toxicology, after being mired in over a quarter century of conflict regarding the specific causes of cancer, are limited in terms of their ability to adequately analyse and account for the prevalence of this disease (Myers, 2002a; Susser and Susser, 1996a; 1996b; Pearce, 1996). The scientific and political conflicts over the causes of cancer have created an impasse that has thwarted efforts to reduce cancer incidence.

The scientific community appears unable, through its own efforts, to resolve this conflict alone. To develop a winnable war against the cancer epidemic the populations-at-risk must become directly involved in this process of research and primary prevention if society is to ever effectively reduce the threat of cancer which claims more and more of its citizens (Rosenstock and Lee, 2002; Epstein, 1990;

Brown and Mikkelsen, 1990). Primary prevention of cancer can be achieved, in part, through identifying and avoiding the introduction of carcinogens into the environment and eliminating or “dramatically reducing” the exposure of cancer causing agents currently in use (Tomatis et al., 1997, p. 97). Public involvement and participation in cancer prevention are crucial aspects of the cancer debate that are generally overlooked. The dissertation argues that these are key components for resolving the *lifestyle versus environmental* impasse. Further, the precautionary principle must be adopted as the basis for regulatory interventions with regards to the control of carcinogens for reasons outlined below (Toronto Prevention Coalition, 2001, p.140; European Environment Agency, 2001; pp: 11-16).

We must act on facts, and on the most accurate interpretation of them, using the best scientific information. That does not mean we must sit back until we have 100% evidence about everything. Where the state of the health of the people is at stake, the risks can be so high and the costs of corrective action so great, that prevention is better than cure. We must analyse the possible benefits and costs of action and inaction. Where there are significant risks of damage to the public health, we should be prepared to take action to diminish those risks even when the scientific knowledge is not conclusive, if the balance of likely costs and benefits justifies it (Horton, 1998).

The scientific impasse regarding the avoidable causes of cancer exists within a social, political and economic context that promotes the notion of individual behaviour as the primary aetiologic factor. The debate masks the fact that diseases, including cancer, exist as a specific interplay of factors produced by social

arrangements and the distribution of social power. Different sections of the population bear different risks with the highest risks being borne by the least powerful classes and groups in capitalist societies (Levins, 2003; Woodward and Boffetta P, 1997). Science alone cannot resolve this problem. Science is not a neutral, value-free activity but rather is political and serves to reinforce current social relations and corporate power (Rose and Rose, 1980; Noble, 1980). The redistribution of power and social change are essential components of resolving the cancer epidemic.

3.2 Scientific conflict regarding cancer aetiology

The focus of the dissertation is on the occupational associations with cancer in general and breast cancer in particular. Identification of the relative importance of attributable risk factors is important because it can form the basis of occupational and public health interventions. In designing a questionnaire for researching the incidence and causes of cancer within a community it is necessary to identify all of the plausible putative risk factors. During the past thirty years there has been a debate among scientists about the relative importance of various aetiological factors. A brief history will contextualise this discussion because it sheds light on the salient points that have been taken into account in designing the questionnaires used in the case studies reported later in the dissertation.

3.2.1 Hueper and Carson: early warnings

Occupational cancer research was historically a primary method of determining the carcinogenicity of substances (Doll and Peto, 1981b, p.1238). The majority of substances, for example, identified to cause lung cancer by the International Agency

for the Research of Cancer (IARC) were based on the excessive risk borne by exposed workers (Infante, 1995).

One of the pioneers in occupational cancer research in the twentieth century was Dr. Wilhelm Hueper, the author of the first textbook on occupational cancer and the first Director of the United States National Cancer Institute (NCI) Environmental Cancer department (Sellers, 1997). He began his career in the 1930s investigating a bladder cancer cluster among American Dupont workers (Hueper et al., 1938). After a stormy relationship with Dupont, often triggered by his concern about carcinogenic exposures among its workers, his position was terminated (Proctor, p. 40). In 1952 Hueper was ordered by the U.S. Surgeon General to cease all his epidemiological work at the National Cancer Institute on occupational cancer. This curtailment of his life's work was triggered by a number of factors. He was supplying study results to an Ohio Federation of Labour official, Jacob Clayman, who was pressuring for more legislative protection for workers (Ringin, 1989). Hueper was also reporting on elevated lung cancer risk among American uranium miners at a time when the United States nuclear arsenal was being expanded. These activities ended his scientific research. He was forbidden from any further work related to "the causation of cancer in man related to environmental exposure to carcinogenic chemical, physical, and parasitic agents" (Proctor, 1995, p 44). In 1976 he forecast a steady increase in cancer arising from exogenous exposures to "biological death bombs...that may prove to be, in the long run, as dangerous to the existence of mankind as the arsenal of atom bombs prepared for future action" (p.46).

The experience of Hueper is revealing and has importance to the dissertation for a number of reasons. Hueper believed that synthetic chemicals were of primary importance in cancer aetiology and warned of their potential harm if left unchecked (Sellers, 1997). Secondly, his career demonstrates the barriers that exist for scientists and public health advocates who seek to address the cancer risks of industrial workers. The reaction of manufacturers that produce or employ products that might be deemed carcinogenic has at times been to suppress the damning research rather than to take steps to prevent harm to the exposed populations (Kitman, 2000). The history of the asbestos industry and the petrochemical industry are but two examples of the tendency of corporations to suppress or divert research away from findings that might cause them to incur liabilities or have their products regulated (Gee and Greenberg, 2001; Infante, 2001; Hayes et al., 1997; Lilienfeld, 1991).

Hueper's concerns were to be echoed with the publication of Dr. Rachel Carson's seminal book, *Silent Spring* (1962). While the words, *Silent Spring*, held a multifaceted meaning, it expressed more than a lament for the lost bird species and their melodies. It also referred to a deeply held concern of Carson that the scientific community was complicit by remaining "silent" about the danger posed by toxic substances as wildlife became poisoned and the ecosystem damaged. The title was metaphorically drawing attention to the tendency of the scientific community to become reticent about challenging industries prerogatives (Steingraber, 1997, pp: 16-18). Rachel Carson's own voice was sadly prematurely "silenced" in 1964 when she died of breast cancer at the age of fifty-six.

As the decade progressed following Carson's revelations, public concern began to mount over reports about the asbestos and the petrochemical industries' role in suppressing scientific information regarding the harm being caused to thousands of workers exposed to their products (Markowitz and Rosner, 2002, pp.195-233).

In 1970, President Richard Nixon, in establishing two important public health agencies: the Occupational Safety and Health Administration (OSHA) and the Environmental Protection Administration (EPA), declared a "war on cancer" and promised to eradicate cancer before the end of the century (Proctor, 1995, p.54).

In 1978, the Secretary of Health, Education and Welfare, Joseph Califano, released a draft report from the National Cancer Institute, The National Institute for Environmental Health Sciences and the National Institute of Occupational Safety and Health that indicated that between twenty and forty percent of cancers could be attributed to exposures to asbestos, benzene, chromium, arsenic, petroleum fractions and nickel oxides (Bridbord, 1978). These scientists stressed, however, that their estimates of occupational cancer causality had serious limitations because of the multifactoral nature of the disease, the lack of data on occupational histories of cancer patients, the scarcity of information regarding the actual carcinogenic exposures of workers in the work environment, and the complexity of establishing disease causality due to both latency and synergism (Proctor, 1995, p.65). The United States chemical industry, in an effort to discredit the report, commissioned its own report to project the cancer risk posed by occupational exposures. To the corporations' dismay, their own researchers generally agreed with the government analysis and concluded that the estimates indicate "a public health catastrophe" (p. 67).

3.2.2 Doll and Peto: causes of cancer

In 1980, Ronald Reagan assumed his presidency, which was marked by a sharp decline in environmental protection and government regulations. The United States government commissioned a new review of the causes of cancer from two renowned international cancer epidemiologists, Dr. Richard Doll and Dr. Richard Peto. These two researchers examined United States cancer mortality data from 1933 to 1977. Changing diagnostic abilities and recording conventions, needless to say, had affected these data. Their publication, *the Causes of Cancer* (1981a) argued that: tobacco smoke and poor diet were primarily responsible for the majority of cancers; the cancer mortality rates were diminishing and could be eradicated within a few decades; and that scientific attention should be on smoking cessation and on finding the biological basis of cancer and ultimately, the cure. The Doll and Peto estimates were based on several assumptions that were later questioned including the following: exclusion of people over age 65 years old on the basis that older medical records were often unreliable; and African-Americans were not analysed separately. Since the elderly and African Americans represent more than half of the American cancer deaths, their data are essential in any estimates regarding possible causes of cancer.

The mixing of Caucasians and African-Americans into one large group would dilute the overall risk due to occupational and social class factors. This is due to the fact that historically, minority workers have held some of the most dangerous jobs in American society (Page and O'Brien, 1973, pp: 25-27, 60-61, 103). African-American workers likely bear an elevated occupational cancer risk related to increased exposure to carcinogens at work (Briggs et al., 2003). Also, given the

recognised cancer risk factors associated with socioeconomic status, one would expect greater cancer morbidity and mortality among African-Americans due to the influences of poverty. Their lack of access to medical care, lower socio-economic status and disproportionately higher-risk occupations compared to white workers contribute to their elevated cancer burden (Montague, 1991, p 18).

An additional limitation to the Doll and Peto hypothesis was that the estimates were based on cancer mortality data rather than incidence. Cancer incidence data, if they can be obtained and are accurate, are better indicators of cancer burden for many cancers rather than mortality data. Further, the estimates excluded consideration of the available toxicology and animal bioassays. This evidence is extremely important for cancer prevention because such data are more readily available than human health data. In the case of endocrine disruption, animal bioassays are providing important insights to related microbiological activity.

Doll and Peto constructed a hierarchy of risk factors based on their analysis that they believed were the principal causes of cancer. This model of attributable risk factors has acted as the foundation for developing cancer prevention strategies and setting research agendas throughout the industrialised world (Boffetta and Kogevinas, 1991). Their estimates ranked as follows: dietary factors likely contribute 35 percent of all cancers; tobacco smoke to 30 percent; reproductive and sexual behaviours to 7 percent; occupational exposures to 4 percent; alcohol use to 3 percent; geophysical factors to 3 percent; air pollution to 2 percent; medical procedures and pharmaceutical products to 1 percent. Doll and Peto totalled the avoidable causes of cancer to equal 100 percent. They recognized, however, that

due to the synergistic effect of many cancers that the actual contribution could easily exceed 100 percent (Doll and Peto, 1981b, pp. 1219-1220).

The issue of the importance of cancer risk posed by occupational carcinogens is central to the dissertation. Doll and Peto's analysis was directed, at least in part, in response to the earlier report on occupational related cancer issued by Califano.

They accused the authors of the Califano estimates of having prepared their report for "political rather than for scientific purposes" (p 1241). Doll and Peto argued that 20 to 40 percent estimates of cancer related to occupational exposures "should not be taken seriously" because, neither intensity of the dose nor duration of exposure, had been adequately factored into the potential cancer risks (p.1240).

While dismissing the Califano estimates, Doll and Peto did acknowledge that it was "impossible to make any precise estimate of the proportion of the cancers of today that are attributable to hazards at work" (p. 1239). It was only possible to make informed guesses because of the lack of data about the occupational histories of cancer patients, their likely intensity and duration of exposure, and the almost total lack of information regarding the carcinogenicity of thousands of substances used in the workplace (pp: 1237-38).

Table 3.1: Doll – Peto lists of cancer sites in Relation to Occupational Exposures

Cancers not known to be produced	Cancer possibly produced	Cancers likely produced
Lip	Mouth	Mesentery and peritoneum
Tongue	Oesophagus	Liver and intrahepatic bile ducts
Pharynx	Stomach	Larynx
Small Intestine	Colon and rectum	Lung
Gallbladder and bile ducts	Pancreas	Pleura, nasal sinuses and remaining respiratory sites
Melanoma	Connective tissue	Bone
Breast	Kidney	Skin
Cervix uteri	Brain	Prostate
Other uterine cancers	Hodgkin's disease	Bladder
Ovary	Non-Hodgkin's lymphoma	Leukaemia
Other female genital organs		Other and unspecified cancers
Male genital organs other prostate		
Eye		
Thyroid		
Myeloma		

Source: Doll and Peto (1981b): pp: 1242-44.

In *Table 3.1* cancers are categorised by Doll and Peto by their likelihood of association to occupational factors. Certain cancer sites were excluded as having any potential occupational aetiology (Doll and Peto, 1981b, p. 1243). The most prevalent cancer among women, breast cancer, is excluded from any contribution arising from occupational exposures (p. 1243). Prostate cancer, the most prevalent cancer among men, was cited as an occupational risk among only cadmium-exposed workers (p.1244). Such cancers as non-Hodgkin's lymphoma, melanoma, brain cancer and testicular cancer, which have increased dramatically from 1973-1999 and some of which have since been found to be elevated among different groups of exposed workers (Steenland et al., 2003; Epstein, 2002, Steingraber, 1997), are

either classified as cancers without occupational aetiology or as having only a slight risk association and likely impacting on only relatively few workers. The overall impact of excluding the above-mentioned cancers was to *lower* the overall risk estimates attributable to occupational factors, since Doll-Peto assumed that these cancers had no aetiological relation to exogenous environmental exposures. New understanding about the potential elevated risks associated with different occupations or carcinogenic exposures, established since Doll – Peto’s 1980 estimates, has had very limited impact on current scientific thinking about attributable risks associated with the avoidable causes of cancer (Tomatis et al., 1997).

Doll – Peto based their estimates on United States cancer mortality that occurred during the period of 1933-1977. With the 20 to 30 year lag time given the long latency in the pathogenesis of cancer; this would represent, from an occupational cancer perspective, exposures that occurred roughly between 1900 and 1950.

Women generally did not enter into the industrial workplace, except for a brief period during World War II, until the 1970s. Estimates of their cancer risk would be artificially low based on the Doll and Peto analysis (Zahm and Blair, 2003).

Cancer associated with the enormous increase in the production of synthetic chemicals would not be properly captured until much later (Landrigan, 1992).

Doll and Peto’s publication was fully endorsed by the United States Office of Technology Assessment, the National Cancer Institute and newspapers like the New York Times, which referred to their work as initiating “a less alarming view of the danger from carcinogenic pollutants” within the agencies responsible for cancer

prevention (Proctor, 1995, p. 69). Their report also coincided with the anti-regulatory agenda of newly elected Ronald Reagan in 1980. Michael Gough, the Director of the Office of Technology Assessment, which hired Doll and Peto to prepare their *Causes of Cancer*, felt that it “fit into the anti-regulatory bent of the new administration” (p.69).

3.2.3 Epstein: politics of cancer

The most serious scientific challenge to the perspective on cancer causality as propagated by Doll and Peto came from Dr. Samuel Epstein. He presented an argument for an essentially different paradigm to understanding cancer aetiology in the first and second editions of his seminal book, the *Politics of Cancer* (1998, 1979). Epstein suggested that cancer causation could be largely attributable to environmental exposures to synthetic chemicals as the increasing incidence of cancer in industrialised countries essentially matches the sharp increase in the production of synthetic chemicals. Cancer is a multifactoral disease that is influenced by an array of factors, both endogenous and exogenous: that exposure was both voluntary and involuntary; and it is not possible to designate a safe threshold of exposure to carcinogens for either individuals or for wider populations (Epstein, 1998b, pp: 1-2).

Epstein’s analysis provides a more holistic approach that utilises the scientific insights of toxicology and microbiology. His perspectives are useful as well to the dissertation because they help to account for the potential harmful effects of synthetic chemicals that are now found in our air, water and food, as well as, used in our workplaces. The massive introduction of these substances coincides with

women's entry into the workforce into occupations that were previously held only by men, as well as with social environmental factors such as changes in time of menstruation, menopause, age of birth of first child, reduction in number of women having children, and so on. It provides another rationale for the increasing incidence of breast cancer that, in the majority of cases, is unexplained by such modifiable risk factors as diet and physical activity.

Epidemiology is still unable to provide even minimal evidence of human toxicity or safety on the over 85,000 chemicals now in use (Evans, 2001). By utilising toxicological and animal bioassay data, Epstein is better able to evaluate the potential harm posed by synthetic chemicals. His use of toxicology findings represents a divergent point in his running debate with Doll and Peto.

Unlike Doll and Peto's analysis, Epstein believes that there is a cancer epidemic. Increased life expectancy cannot explain the increasing incidence of cancer. Cancer now strikes "nearly one in two men (44%) and more than one in three women (38%) in their lifetime" (Epstein, 2002, p.6). These increases represent a 56% greater incidence among men and a 22% greater incidence among women in the United States in the course of just one generation (p. 6).

A revised public health strategy, based on the Epstein analysis, would emphasise governmental regulations and accountability to curtail worker and community exposures to carcinogens rather than relying on individual behaviour modification or allocating the bulk of research dollars to discovering a cure for cancer. His analysis would include strong grassroots, community participation as an essential

factor in reducing the threat of cancer because he believes that cancer prevention is essentially a political issue, and not a primarily scientific one (Epstein, 1990).

Though there is agreement between Doll, Peto and Epstein on the primary role of tobacco smoke in causing lung cancer, further work has shown the interactive synergy of tobacco smoke with exposures to other carcinogens such as asbestos and radiation. Epstein is critical of the major studies examining lung cancer and tobacco exposure for failing to control for occupational factors (Epstein, 1998a). This failure to account for the possible confounding of occupational exposures in the lung cancer studies will likely overestimate the overall lung cancer risk associated with tobacco smoke alone. Further, the campaigns on tobacco cessation are still constrained by unwillingness to cross the threshold of private property rights. The multinational tobacco industry is not called upon to fully pay for the harm they are causing to individuals addicted to their product or to the corresponding drain on the public health care system. Criminal action has not been taken towards industry executives for deliberately suppressing what was known about the harmful effects of their product. Similarly, there is agreement on the importance of diet in relation to cancer, but disagreement on whether fats, specifically, are a risk factor per se or whether it is because they are the storage sites for such carcinogenic compounds as organochlorine pesticides. The interactive effects of other factors such as shift work that disrupts circadian rhythms, the use of oral contraceptives, alcohol consumption and physical activity need to be considered.

Peter Infante (1995) has identified social class as a possible risk factor because of the disproportionate death from cancer among blue-collar workers and has

recommended collection of data on social class as well as sex and race. The risk factors reviewed so far have been traditionally included in epidemiology. While they have shown associations with some cancers there are several cancers that remained unexplained by these traditional risk factors. There has been a pressing need for a new hypothesis.

3.3 Hormonal disruptors: possible new paradigm

In the past decade there has been a new hypothesis proposed to account for observed increases not only in cancer but also in certain congenital deformities. There is a new paradigm that is of particular relevance to providing a new scientific approach to understanding the causes of cancer. This new hypothesis asserts that hormonally mediated carcinogenesis, such as breast cancer, is triggered by exposure to synthetic substances that may disrupt the hormonal system. They are referred to as endocrine disruptors (Colborn et al, 1997; Davis et al., 1997; Davis et al., 1993). To date this new hypothesis has not been incorporated into the mainstream medical literature, training and practice nor into epidemiology. Since there is considerable scientific interest in the role played by endogenous oestrogens in breast cancer risk, exogenous oestrogen-like compounds are now being hypothesised as important agents to be investigated (Davis et al., 1997). Devra Lee Davis emerged as a leading scientific advocate in the 1990s with regards to the possible contribution of environmental exposures and breast cancer in women (Davis et al., 1997; Davis et al., 1998; Davis, 2001; Davis, 2002). She is particularly concerned about the environmental exposure to synthetic chemicals that mimic oestrogen, in other words, xenoestrogens, and for the need to employ the precautionary principle to prevent cancer.

As demonstrated in *Table 3.2*, these new insights challenge long held notions previously accepted in toxicology and epidemiology (Myers, 2002). Even if not carcinogenic themselves, the substances that mimic hormones accompanied by the time of exposure might play a role in carcinogenesis, which is as biologically significant as the previous accepted concept regarding the role of carcinogens in altering the DNA (Myers, 2002).

These are important and valid insights. They can help explain how even low level exposures can pose a risk to susceptible populations, such as younger women. It has particular relevance to the Windsor breast cancer research where women at a relatively young age had an elevated breast cancer risk possibly associated with exposure to agricultural chemicals.

Possibly the most radical new hypothesis that has been proposed in relation to cancer, as well as other biological processes, concerns prenatal exposures to substances that act on the endocrine system and affect developmental processes at minute concentrations far below the “safe levels” determined by traditional toxicology. These endocrine disruptors are extremely difficult to research in the human population because by the time cancer has developed after a long latency period, the concentrations measurable in the patient may be quite different from those at the time of the exposure. Endocrine disruptors that have oestrogenic action (xenoestrogens) may be important in relation to predisposing the developing foetus to subsequent development of breast cancer following puberty (Birnbaum and Fenton, 2003).

There will be a more detailed presentation of the endocrine disruptor theory in the next chapter of the dissertation. The new hypothesis should be recognised as potentially providing new knowledge that will help our understanding of breast cancer aetiology and a new scientific perspective that could help move beyond the current scientific conflict exemplified by the Doll, Peto – Epstein debate. In particular, this new hypothesis might shed light on the unsolved mystery of why breast cancer incidence, a central focus of the dissertation, continues to rise, throughout the industrialised world especially, with the majority of cases unexplained by the known risk factors (Health Canada, 2001; Madigan et al., 1995). It is also an important component for understanding how the occupational history questionnaire was developed in the research initiated in Windsor, Ontario, which is examined later in the dissertation.

Table 3.2: Conceptual Shifts	
Old	New
High level contamination overwhelms detoxification and other defence mechanisms	Low level contamination hijacks control of development
“The dose makes the poison”	“Non-monotonic” dose response curves are common, in which low level exposures cause effects that disappear at higher levels
Only high levels of exposure matter	Impacts caused at what had been assumed to be “background” levels
Focus on adults	Periods of rapid growth and development (prenatal through puberty) are most sensitive to exposure
A small number of “bad actors”	Many chemicals thought safe are biological active and capable of interfering with signalling systems
Immediate cause and effect	Long latencies are common; fetal programming can lead to disease and disabilities decades later
Examine chemicals one compound at a time	In real life, mixtures are the rule. They can lead to effects at much lower levels than indicated by simple experiments with single chemicals.
Focus on traditional toxicological endpoints like mutagenesis carcinogenesis, cell death	Wide range of health endpoints, including immune system dysfunction (both hyper and hypo-active); neurological, cognitive and behavioural effects; reproductive dysfunctions; chronic diseases
One-to-one mapping of contaminant to disease or disability	Same contaminant can cause many different effects, depending upon when exposure occurs during development and what signals it disrupts. Multiple contaminants can cause same endpoint, if they disrupt the same developmental process.
Source: Myers, 2003.	

In light of the emerging endocrine disruptor hypothesis it would be prudent to employ the Precautionary Principle in order to prevent harm now while our ability to measure, codify and understand the microbiological processes progress. A parallel example would be the harm associated with tobacco smoke exposure. It

was deemed necessary to implement protective measures before the exact causal association between the genetic damage and tobacco smoke was understood because of the grave public health crisis posed by tobacco (DeMarini et al, 2001; Yano et al, 2000; Hashimoto et al, 2000; Wiencke et al, 1999; Vineis and Caporaso, 1995). It will likely be decades before a similar understanding will be biologically established within the human population thereby confirming the intricate biological pathogenesis of hormonal modulation and breast cancer. It is imperative that we push ahead with research that controls for this factor while we develop societal controls over the production and use of endocrine disrupting compounds. It is also essential that the populations at risk be fully integrated into scientific and policy-making decisions to ensure the greatest level of protection and compliance. These themes will be revisited in the concluding chapter of the dissertation when the implications of the Windsor cancer research are illuminated.

3.4 Barriers to resolving conflict

With the incidence of cancer continuing to climb, and adversely affecting increasing numbers of children and adults, one might expect that the conflict regarding cancer causality would be resolved and new approaches be adopted in the war against cancer. What factors have acted as barriers to resolving this public issue crisis? The unresolved scientific disputes mask broader societal tensions and interests that impede the emergence of an effective cancer prevention strategy (Proctor, 1995). The current economic and social order acts as a barrier to developing effective strategies to reduce the incidence of cancer.

It is beyond the scope of the dissertation to explore the convergence of ideology that rationalises the global economy with public health. It is important, though, to note that the ascendancy of the anti-regulatory practices of industrialised countries, beginning in the 1980s, coincided, as previously mentioned, with the promotion of the scientific explanation of lifestyle risk factors as the dominant cause of cancer. This perspective prescribes the most prevalent mode of cancer prevention as each individuals taking personal responsibility for themselves. In other words, this orientation towards individual solutions coincides with the current, dominant political ideology about the primacy of the market and the minimising of the role of the state as an arbitrator of social equity and justice (Brophy, 1992).

In industrial societies like Canada, power and property relations shape the public health agenda (Krieger, 2003). From a social medicine perspective, these institutions are formed within the contextual dynamics of the capitalist mode of production and play an important social role in defining public perception of issues such as health while maintaining the complex social relations that will ensure the reproduction of the rights and privileges of society's elites (Victoria, 2003). There is a strong connection between politics and science with the onus being placed on workers and the community to prove associations rather than on the scientific community (Watterson, 1999, p. 118). Given the imbalance of power and access to other resources, workers face many obstacles to having their conditions recognised (p.111), not the least of which is that their demands often challenge the "knowledge" of the professionals, and expose the truth about the hazards created by the corporate system (Brown and Mikkelsen, 1990, p. 151). Neo-conservative, corporatist thinking, which now dominates capitalist societies in North America,

discourages citizen participation. Experts and the technocrats preclude popular involvement and criticism and critical thinking are curtailed (Saul, 1995).

The dissertation holds to the premise that the inequities of power inherent in capitalist society contribute to the inability to resolve the scientific issues regarding cancer prevention thus placing a disproportionate cancer burden on working class individuals, women, and minorities (Epstein, 2002). In this sense, the prevention of cancer is thoroughly political. “While much is known about the science of cancer, its prevention depends largely, if not exclusively, on political action” (Proctor, 1995, p. 60).

The political dimension to cancer-related activities elucidates the debate over cancer causality and the perspective proposed within the dissertation: if occupational and environmental factors were acknowledged as playing a greater role in cancer causality than is currently accepted by dominant cancer institutions, it would follow that there would be greater attention paid to minimising exogenous carcinogenic exposures. Employers would have to bear greater financial and legal responsibility for the harm their products and processes cause. The economy might need to be altered to reduce dependency on synthetic chemicals and democratic decision-making over economic policy expanded to include all of society.

Governments would be obliged to take more action to insure safety from exogenous exposures in the air, food and work environment. Since people cannot really choose their socioeconomic status or genetic makeup or even the hazards they might face in the workplace, governments would have to take greater responsibility for social

conditions (Tomatis and Huff, 2001). By deflecting concern away from such exposures while emphasising lifestyle causes, the individual's attention is diverted away from demanding societal change that would protect them from exposure to carcinogens, in favour of personal behaviour modification.

3.4.1 Cancer establishments: a barrier

The social functions of cancer treatment, research and prevention are managed by a well developed and powerful "cancer establishment" that dictates the direction of cancer activities (Epstein, 2002, pp 9-26; Hall, 1998, pp 62-68.). It is beyond the scope of the dissertation to fully explore the concept and criteria for a cancer establishment. In general, however, the "cancer establishment" refers to those governmental, quasi-governmental and private organisations that help direct cancer treatment, research, prevention and care.

The Canadian cancer establishment, which includes such organisations as the National Cancer Institute of Canada (NCIC), the Canadian Cancer Society nationally, and Cancer Care Ontario provincially, is interwoven with a network of pharmaceutical and related industries and universities.

Cancer Care Ontario (CCO) is the provincial governmental body created to oversee the administration and management of cancer treatment and prevention in Ontario. It has responsibilities for "surveillance, prevention, screening, research, treatment and supportive care". It supervises nine cancer treatment centres including the Windsor Regional Cancer Centre, the location of the dissertation case studies (Cancer Care Ontario, 2003). CCO's resources and activities focus, however, almost

exclusively on “genetics” and “lifestyle behaviours” such as smoking and diet while minimising avoidable causes of cancer that arise from environmental and occupational exposures (Cancer Care Ontario, 2000, p. 4).

Cancer Care Ontario has justified its orientation based on reports such as the Harvard Centre for Cancer Prevention findings for the avoidable causes of cancer (Cancer 2020 Summary, 2003, p. 5). The Harvard Centre has mirrored the Doll-Peto estimates of attributable risk, which emphasise lifestyle choices such as the use of tobacco and the consumption of fatty foods and other dietary factors, as the major causes of cancer within the population (Cancer Care Ontario, 2003; Clapp, 1998). Its strategy for reducing cancer incidence would include prioritising individual behaviour modifications and developing better treatment modalities including the quest for a cure for the disease. Unfortunately, one weakness of this strategy is that individual choices are considered “free choices” without regard for the social circumstances, such as class position, socioeconomic status or personal demands, that influence individual behaviours (Tomatis and Huff, 2001, p.5).

The Harvard Centre for Cancer Prevention has more recently revised the cancer risk attributable to diet from 35 percent to 30 percent, while leaving occupation essentially unchanged at 5 percent (Clapp, 2000). Other lifestyle-oriented researchers have cited the Harvard report and given similar estimates (Schabas, 2003; Adami et al., 2001; Harvard Report on Cancer Prevention, Summary 1996). Neither Doll and Peto, since the release of the *Cause of Cancer*, nor the other above mentioned researchers factored into their analysis what is now known about possible occupational associations to breast, prostate, melanoma, non-Hodgkin’s

lymphoma or testicular cancer, despite the fact that these cancers represent some of the most prevalent cancers among men or women and have been increasing substantially over the last few decades (Steenland et al., 2003; Epstein, 2002, Steingraber, 1997). As mentioned earlier, excluding these cancers as if they have no occupational association will *underestimate* the overall impact of occupation as a potential risk factor. These researchers have also ignored the toxicological bioassays with their new discoveries and biological theories, including the endocrine disrupting hypotheses.

The Harvard Report on Cancer Prevention was issued to guide the field of cancer research, education and policy (Clapp, 2000). The report was written to counter the public's concern "about minimal risks while losing sight of the major cancer risk factors that can be controlled or modified, in particular, tobacco use, diet, exercise, and sun exposure" (p.748). Industry groups have promoted this perspective,

...seeking to reduce federal and state regulation of carcinogens in the workplace and the general environment. To the extent that occupational, environmental, and consumer products have been responsible for any cancer, this has been minimised by industry spokespeople and attributed to historical conditions that responsible companies have corrected (p. 748).

It is important to note that the funding for the Harvard Centre that prepared this report came from donations from some of the largest American chemical and pesticide producers, and their respective trade groups, including the "Chemical Manufacturers' Association, Dow Chemical, the American Crop Protection

Association, Chevron, Union Carbide, Monsanto, and Procter & Gamble” (Ontario Federation of Labour, 2000c, p. 5).

Trade union organisations and women’s groups have challenged these perspectives (pp. 5-9). Their demands for primary prevention with the use of the Precautionary Principle and a research agenda directed towards the collection of lifetime occupational histories of cancer patients are generally ignored (Ontario Federation of Labour, 1999). In a letter to the president of the Ontario Federation of Labour, the executive director of the Canadian Cancer Society claims that the organisation is not ignoring occupational and environmental carcinogens but “urge[s] workers to protect themselves by following the Canadian government’s guidelines for handling cancer-causing substances” (Thomson, 2001).

Such a statement is reflective of the social perspective espoused by the Canadian cancer establishment. Their prevention strategy for occupationally related cancer primarily puts the onus on the ability of individual workers to secure the necessary protection against egregious working conditions irrespective of their actual power to do so. The real, historical experience of the Canadian working class, however, has demonstrated that this strategy often leads to workplace cancer epidemics (Keith and Brophy, 2004; Firth et al., 1997; Tataryn, 1979). The cancer establishment strategy also avoids any conflict with multinational corporations and governmental regulatory bodies, thereby securing a consensual relationship and stable funding (Epstein, 2002). By focusing on the individual, cancer prevention is depoliticised and reduced to behaviour modification, rather than confronting the social power relations which contextualise the risk of cancer.

It is important to appreciate, in the context of the dissertation, the serious public health threat posed by cancer in Canada. It is also important to understand how the Canadian cancer establishment defines this problem, relying on the underlying assumptions of the Doll-Peto analysis, and what strategies they employed to reduce cancer's impact on individual health and public spending. The purpose of this critique is not to trivialise such avoidable causes of cancer as tobacco smoke or a poor diet, but rather to develop a broad social strategy that advances primary prevention of cancer across a wide stratum of the population and, where possible, does not rely primarily on individual behavioural changes (Tomatis et al., 1997).

3.5 New initiatives: lifetime histories of cancer patients in Windsor, Ontario

The outlook of the Canadian cancer organisations towards the avoidable causes of cancer has particular relevance for a community such as Windsor, Ontario, Canada, which is home to the case studies that are presented later in the dissertation.

Windsor is a motor vehicle assembly and motor vehicle parts industry centre with recognised high levels of air pollution containing carcinogens (Gilbertson and Brophy, 2001), and widespread use of carcinogens found in the automotive industry (Delzell et al., 2003; Mirer, 2003; Brophy, 1999a; Firth et al., 1997, p. 42-48; Brophy, 1995; Eisen et al., 1992). It is in the interest of society that the exposures to occupational and environmental carcinogens are taken seriously and a concerted effort be made to prevent potential exposures because such reductions could have a substantial public health impact, even if actual risk for individuals was relatively small (Brody and Rudel, 2003). This strategy seems intuitively correct and

appropriate, yet it has not been initiated in spite of the advocacy of many groups (Ontario Federation of Labour, 1999).

The process of collecting the occupational histories of cancer patients was first undertaken in Windsor in 1995 through the collaboration of the Windsor Regional Cancer Centre, local occupational health groups, and trade union health and safety activists (Firth et al., 1997, p. 89). It was the first such initiative of its kind in Canada and will be described in greater detail in later chapters. The questionnaires used to capture these histories have evolved over time but each one attempted to control for the known or suspected risk factors. It was a method to address some of the issues contained within the scientific controversy surrounding cancer causation.

The questionnaires were also developed with the direct participation of Canadian Auto Worker health and safety representatives and other community activists (Brophy et al., 2002; Firth et al., 1997). The direct participation of the populations at risk was meant to help address the other dilemma confronting cancer prevention: the essential component of societal change as a necessary prerequisite to prevent cancer. By directly involving those whose health could be damaged and who had intimate knowledge of the work environment, the outcome of the study would have direct relevance and meaning to their collective well being. The results would be known and have direct applicability.

The purpose of the questionnaire was to elucidate the potential risk factors associated with cancer. However, while addressing some, it would not be able to resolve the scientific conflict regarding cancer causality. Without community

participation and a strategy for social change and empowerment, one could speculate that the scientific debate would continue ad infinitum with each new finding calling for improved scientific methods and more research funding while the exposures are continued to be tolerated. This conundrum that will be further analysed in the concluding chapter of the dissertation.

3.6 Summary

The history of cancer prevention in industrialised countries over the last twenty to thirty years is revealing. The scientific community has engaged in a debate regarding the avoidable causes of cancer that continues to be unresolved. Billions of dollars have been spent searching for the “cure”. Public education and governmental regulations have targeted known carcinogens such as tobacco smoke. While the rates of smoking –related lung cancers have either stabilised or decreased, the overall cancer trend has continued to rise.

The rise in cancer incidence has occurred in the context of the tremendous post World War Two growth of the use of synthetic chemicals with a corresponding increase in the political power of the chemical industry (and Capital as a whole). There has also been a corresponding growth of the cancer establishment and its ability to frame the debate about the avoidable causes of cancer (Epstein, 2002). In general these institutions have focussed the issue of cancer causality on lifestyle factors while, when necessary, using political pressure to downplay the potential role of exogenous occupational and environmental risk factors (Clapp, 2000; Brown and Mikkelsen, 1990). Cancer research pioneers like Dr. Hueper are isolated. The Doll-Peto analysis is promoted, while other researchers like Epstein, Infante and

Davis that challenge the prevailing wisdom are marginalised. This strategy has successfully maintained the vested interest of the corporations, but has failed to win the war against cancer.

Industrial workers still bear a disproportionate and preventable cancer burden but with little public interest [Infante, 1995]. Prevention of occupationally related cancer would have a dramatic impact, particularly among the exposed population, but there is minimal scientific interest to pursue such a goal (Nicholson, 1984).

The major cancer agencies have focused their resources on treatment, microbiology and early detection. Occupational exposures have been generally reduced, primarily through trade union organising (O'Neill, 1997) but often only to levels that prevent acute illness, rather than cancer (Ward et al., 2003). Environmental risks have received minimal attention, even though the evidence is mounting with regards to the association between air pollution and lung cancer (Pope et al., 2002) and between endocrine disruptors and breast cancer (Davis et al, 1997, Colborn et al., 1999).

In Ontario there is little activity on the part of Cancer Care Ontario to address the avoidable occupational risks of cancer. It focuses cancer prevention activity on essentially lifestyle factors, while attributing less than 5 percent of cancer incidence to occupational factors (Cancer Care Ontario, 2003). This strategy, rooted in the analysis of Doll and Peto, continues while the cancer rates continue to rise with the projection of new incident cases doubling over the course of the next twenty-five years (Cancer Care Ontario, 2003).

The Ontario Task Force on the Primary Prevention of Cancer (Miller, 1995), Canadian Labour Congress (2002), and the Toronto Cancer Prevention Coalition (2001) have argued for a new strategy that recognises the precautionary principle and the important role that occupational and environmental exposures play in the genesis of cancer. Their perspectives echo the analysis of Drs. Epstein, Infante, Davis, and Colborn that challenges the current dominant cancer prevention strategy.

Through a collaborative process between oncologists at the Windsor Regional Cancer Centre and local occupational health organisations, research into the potential causes of cancer, controlling for a wide array of factors, was started in part as a result of the conflict surrounding cancer causation.

It is important to establish the possible occupational and environmental associations for breast cancer. It is now the most prevalent cancer among women. The majority of the cases cannot be explained by the currently known or suspected causes (Health Canada, 2001). The theory that hormonally mediating compounds may be an important factor in breast cancer aetiology (Evans, 2002) will be a focus of the next chapter.

CHAPTER 4: CRITICAL REVIEW OF CURRENT STATE OF KNOWLEDGE RELATING TO BREAST CANCER CAUSALITY

4.1 Introduction

The brief outlines of cancer trends in Chapter 2 and of endocrine disruptors in Chapter 3 have set the scene for Chapter 4. The chapter provides a necessary and thorough examination of breast cancer causality. Firstly the processes of carcinogenesis that is relevant to breast cancer are examined in the context both of empirical evidence and theoretical research. Secondly following on from that pertinent examination comes an analysis of the breast cancer literature that draws on global assessments of cancer aetiology which links with the third section which looks specifically and closely at known and suspected factors associated with breast cancer causation. Fourthly, new hypotheses for breast cancer causation are described and analysed as these have relevance to the case studies. Fifthly, and for the same reasons as section four, the scientific limitations of current approaches are probed, including epidemiology. This leads to the final section where alternative approaches relevant to the empirical work of the thesis are rooted. These approaches included the involvement of trade unions, and women's and community groups in framing, conducting, and analysing future work.

The inclusion of the populations at risk in the process of cancer research and in the setting of prevention strategies are cornerstones of the research case studies contained in the dissertation.

Of particular importance to the dissertation is the cancer risk due to occupational exposures that remains largely unrecognised. There is, as well, sparse research regarding breast cancer and the role of occupational exposures, some of which mimic oestrogen, a known risk factor for breast cancer. Understanding breast cancer aetiology provides an important occasion to reexamine a number of previously held epidemiological and toxicological assumptions regarding the avoidable causes of cancer.

The chapter examines current aetiological factors associated with breast cancer to shed light on the attitudes, and influences of the professional, scientific and lay community on breast cancer research within Canada generally and Windsor specifically. These influences, and the analysis associated with them, informed the direction of the research project, as presented in the following chapters of the dissertation.

4.2 Process of carcinogenesis linked to breast cancer studies

Some literature suggests the increasing trend in breast cancer incidence is not linked to any one specific factor, but to a variety or combination of factors: environmental, occupational, genetic, lifestyle, and socioeconomic factors (Krieger 1989; Kuller, 1995; Kelsey, 1993; Kelsey and Horn, 1993). Toxic insults, single or in combination, may be significant in the initiation, promotion and progression of carcinogenesis (Brody and Rudel, 2003).

However, there are critical moments in breast development when the emerging cells may exhibit particular vulnerability (Davis et al., 1998). Timing of exposure may

have greater impact than the dose (Myers, 2002). It is possible and plausible that female breast tissue may be more susceptible to tumour initiation and progression during periods of great morphological and biochemical change, that is, beginning during gestation and continuing through puberty to time of first pregnancy and possibly continuing throughout the reproductive years (Brody and Rudel, 2003). Lifetime exposures to hormonally active substances and to carcinogens may also be critical (Brody and Rudel 2003, p. 527). Genotoxic agents, that is substances that damage DNA, in conjunction with oestrogen can "impede(s) critical cell repair systems, hinder(s) recognition of aberrant cells, and allow(s) the accumulation of harmful mutations" (Davis et al., 1998, p. 525).

Mandeville's *"Review of the Mechanism of Action of Some Etiologic Risk Factors for Breast Cancer"* (2001) acknowledges the complex, multifactoral nature of the disease that is caused, in part, "by endogenous metabolic or other imbalances associated with age or genetic makeup and, in part, by a wide variety of exogenous factors including diet, lifestyle, and exposure to ionising factors and chemicals of natural or synthetic origin" (p.28). Hence, the path of development of the disease occurs "over a long period of time with non-malignant precancerous lesions that only slowly evolve toward cancer" (p.28). This maturation process has three stages or periods: initiation, promotion and progression.

...Initiation and promotion each consist of several stages and may involve distinct mechanisms; some of these changes are reversible and some are not, but probably all are susceptible to a variety of modulating factors through which they may be enhanced or inhibited. Also, carcinogenic agents that can induce genetic change are not necessarily the same throughout the neoplastic process and may not act directly on a cell's genetic material. For

instance, dioxin does not change DNA directly, but it is still a potent carcinogen. Some agents appear to act through a receptor mechanism. Even if a carcinogen does not directly damage a cell's DNA, changes in gene expression always occur during carcinogenesis (p.29).

This multi-stage developmental character of carcinogenesis has important implications for occupational breast cancer research. Exposures experienced at a younger age during earlier occupations, may be significant in terms of breast cancer risk.

4.3 Breast Cancer overview

Breast cancer is a group of diseases that arises from “the complex interaction between genetics, hormones, and the chemical-physical environment” (Davis, 2001, np). Genetic factors are thought to be responsible for 10 percent of breast cancer incidence (Davis et al., 1998). Breast cancer is the most prevalent cancer among women and overall the second most common cancer. Its incidence has been increasing while in developed Western countries the mortality from breast cancer has declined (Parkin et al., 2001).

The majority of breast cancer cases cannot be explained by known risk factors (Kelsey and Gammon, 1990; Madigan et al., 1995; Henderson et al., 1996, Health Canada, 2001). It is postulated that hormonal and reproductive factors contribute to breast cancer incidence. Key variables include: lifetime exposure to high levels of endogenous oestrogen, resulting from limited parity, early menarche and late menopause, use of hormone replacement therapy and oral contraceptives; age

mutations of the genes BRCA1 and BRCA2; and family history of breast cancer (Parkin et al., 2001, Brinton et al., 1998; Enger et al., 1997).

... Breast cancer is a disease of tremendous significance to women. It is the most common cancer among women in developed countries, and its incidence is rapidly increasing in the developing world. Known risk factors for the disease, such as family history and age at menstruation, explain fewer than one in three cases. While screening and diagnosis has improved in many regions, it cannot completely account for the rate increases. Much research funding has been devoted to treatment of breast cancer rather than its prevention. To date, potential environmental causes of breast cancer have received little attention, even though there is increasing evidence that such links exist (Davis, 2001, np).

Evidence exists regarding the potential adverse effects of persistent organic pollutants (POPs), specific carcinogens, and endocrine disrupting chemicals on breast cancer risk. Many of these chemicals can remain in the environment, bioaccumulate within the food chain, and pose an adverse effect on human and environmental health (United Nations Environmental Programme, 2003), and yet governmental and industry bodies engage in minimal actions to eliminate these exposures or adequately test for their potential risk to human health (Welshons et al., 2003). Little attention has been paid to the potential role of occupational and environmental exposures in the aetiology of women's breast cancer in spite of the toll this disease continues to take (Women's Health Network, 1999; Firth et al., 1997). Early detection through mammography and self-examination is viewed as the best measure to ensure a favourable prognosis from a disease that is deemed to be essentially unpreventable by most Canadian cancer agencies.

There are relatively few epidemiological studies that scrutinise the potential occupational breast cancer risks in general for women (Zahm and Blair, 2003; Gunnarsdottir et al., 1999; Aronson et al., 1994; Zahm et al., 1994). Likewise, tested occupational breast cancer risks are not well studied (Brody and Rudel, 2003). Animal bioassays have identified 200 chemical substances that trigger breast carcinogenesis (Wolff et al., 1996; Brown and Lamartiniere, 1995; Stevens et al., 1994) (*see Appendix E for a partial list of mammary carcinogens*). Although such agents exist, often in high concentrations, in many workplace environments few epidemiological occupational breast cancer studies have been conducted in Canada to investigate their impact. Increasing evidence regarding the genesis of breast cancer is emerging from epidemiological investigations and laboratory animal assays, which point towards an association with endocrine disruptors and breast cancer (Birbaum and Fenton, 2003). This subject will be explored in greater depth in the next chapter.

Since breast cancer is the most prevalent cancer among women, it presents women and society in general with a serious public health issue. During the 19th and 20th centuries industrial workers have borne the highest exposures to hazardous substances and suffered a corresponding cancer risk. Their excess cancer mortality identified the adverse health risks of exposure to toxins for the whole of society (Infante, 1995). Women's health problems in the 21st century, including breast cancer incidence, might represent for society a similar sentinel event with implications for the whole population and yet minimal interest is given to seriously addressing this issue. The bias of an earlier generation of scientists towards the

plight of industrial workers may be reflected anew in the current public health crisis posed by high breast cancer incidence rates.

4.3.1 Global insights

Breast cancer, diagnosis and reporting, globally is not evenly distributed across the female population, either temporally or geographically (Brody and Rudel, 2003).

Some regions, for example, Europe, North America and Australia, exhibit high-recorded rates while less industrialised countries in Africa and Asia have markedly lower diagnosed and recorded rates (Parkin et al., 2001). More developed countries have a 2.7 times greater breast cancer incidence (based on Age-adjusted Standard Rate (ASR) per 100,000 population) than less developed countries with the highest rates found in Western Europe, Australia/New Zealand, the United States and Canada (Globocan, 2000). Breast cancer is considered a disease primarily of industrialised societies (Solomon, 2003).

While breast cancer is not as prevalent in Japan as in other industrialised countries, it is rising. Between 1975 and 1985 the incidence rates more than doubled in Japan (Kelsey and Bernstein, 1996). While there is still a marked difference in incidence rates between the high risk and low risk countries, the rapid increases in an industrialised country, such as Japan, point to possible environmental contributions (p.48). Japanese women who immigrate to Canada or the United States assume the same breast cancer risk within a short period of time as the host population. The same is true for Canadian women who move to countries like Japan (Epstein, 1997, p.248). Could dietary factors provide greater protection against hormonally mediated diseases even in the face of deleterious exogenous exposures? This is an

important question that should prompt additional investigation (Yamamoto et al., 2003).

Asian countries have diets rich in fish and in phytoestrogens, such as soy products, which are oestrogenic compounds that are thought to be protective (Davis et al., 1998). Yet, portions of the Asian population, such as the Japanese, may also have exposure to high levels of pollutants that contain hormonal disruptors and carcinogens that pose a cancer risk and hence one might expect to see higher breast cancer rates unless social, environmental and dietary factors offer some countervailing influence. A very complex picture of varied, competing and perhaps complementary influences on, and possible multiple causation of, breast cancer is beginning to emerge. Environmental exposures to carcinogens and hormonal disruptors in industrialised countries, particularly North America, Western Europe, Australia and New Zealand, may be a strong contributing factor in the elevated breast cancer incidence rate (Kelsey and Bernstein, 1996) as the population does not share the same possible dietary protection as the Asian populations.

The differences in diagnosed and recorded breast cancer incidence between more industrialised and less industrialised countries and the unequal distribution within industrialised countries raise the possibility of exogenous exposures as possible causative factors. The lower breast cancer rate in industrialised countries like Japan appears to raise important questions about the possible protective effect of diet and suggest that it should be included in epidemiological investigations.

4.4 Known and suspected risk factors for breast cancer

One of the major concerns in breast cancer research is the role of hormones. Natural oestrogens are now considered to be carcinogenic (Birnbaum and Fenton, 2003). Cumulative lifetime exposure to a constellation of intrinsic and extrinsic oestrogens, such as estradiol, progesterone and other reproductive hormones represent the most widely accepted underlying factor with respect to breast cancer risk (Davis et al., 1998; Kelsey and Bernstein, 1996; Kelsey and Gammon, 1990; Henderson et al., 1996).

Family history of breast cancer, particularly with respect to having two or more relatives with breast cancer and mutation of the BRCA1 and BRCA2 gene represent less than 10 percent of breast cancer cases (Health Canada, 2001, p. 5-6; Sattin et al., 1985; Davis et al., 1998). The tumour suppressor gene p53 mutations may be implicated in breast cancer. This gene is involved in “cell cycle, DNA repair, apoptosis, and other critical functions” (DeBruin and Josephy, 2002, p.119). It appears in about 40 percent of breast malignancies.

Diet, body mass index, obesity and alcohol use are considered risk factors. Being overweight, particularly among postmenopausal women, may increase endogenous hormones, which trigger cell proliferation (Bernstein et al., 2002; Hankin, 1993; Friedenreich, 2001, p. 13-14). Increasing age, lack of physical activity and higher socio-economic status (SES) constitute an additional set of risk factors (Kelsey and Bernstein, 1996; Baquet and Commiskey, 2000; Maxwell et al., 1999). Each of these risk factors relates either directly or indirectly to the cumulative exposure of mammary cells to oestrogen (Kelsey and Bernstein, 1996).

Breast cancer risk is usually found to be elevated among women with higher incomes and education, that is, higher socio-economic status (SES). Income and education are not actual causes but are viewed as surrogates for such factors as age of childbearing and parity (Brody and Rudel, 2003). This group of women with higher socio-economic status, for example, would include women employed in occupations such as health care where they could have exposure to a wide array of carcinogens, including ionizing radiation and anti-neoplastic drugs, in the course of their work. It is also postulated that more affluent women might have increased exposure to certain synthetic chemicals because of their use of dry cleaning and cosmetic pesticide use for lawn treatment (Maxwell et al., 1999).

Statistical models (Gail et al., 1989; Gail and Costantino, 2001) were developed to assist in providing individual risk assessments with regards to breast cancer. These tools have also been used to evaluate medical treatment modalities (Gail et al., 1999; Gail and Rimer, 1998). The Gail model, for example, focuses on factors such as age, age at menarche, age at first birth, and familial breast cancer history. It has been found to limit “discriminatory accuracy at the individual level” (Rockhill et al., 2001). These models do not account for the broader range of exogenous exposures or for the particular timing of exposure. They also focus on the risk factors that can only explain the causality of a minority of breast cancer incidences.

4.5 New hypotheses on breast cancer

The new revolution in scientific thinking about endocrine disrupting compounds, generated primarily by animal laboratory experiments and wildlife studies, is critical

to the dissertation and its analysis. It is important to explore this issue because one of the few human examples that demonstrate the adverse impact of exogenous oestrogenic exposure and subsequent breast cancer risk is the elevated breast cancer risk among the daughters of women who used diethylstilbestrol (DES) during their pregnancies.

The use of the pharmaceutical diethylstilbestrol (DES) by pregnant mothers led to the development of vaginal adenocarcinoma in their young daughters (Herbst et al., 1971). DES was prescribed for millions of pregnant women between 1941 and 1971 “to prevent spontaneous abortions and stillbirths, to suppress lactation in women who wished to bottle-feed, and as a postcoital contraceptive” (Krimsky, 2000, p. 9). This potent synthetic oestrogen is also found to elevate the breast cancer risk of women who used DES during their pregnancy (Colton et al., 1993; Titus-Ernstoff et al., 2001). A study that examined the sons of women who took diethylstilbestrol during their pregnancy found an elevated risk of testicular cancer (Strohsnitter et al., 2001). These two examples - ionising radiation and diethylstilbestrol - constitute almost the total of human epidemiological evidence regarding developmental exposures and later cancer incidence, although there are suggestions of other possible associations between particular exposures, such as pesticides with childhood cancer (Flower et al., 2003; Colt and Blair, 1998).

...Thus, as seen from all the preceding information, industrial chemicals, drugs, and radiation have been associated with an elevated incidence of neoplasms in both experimental animals and in people following early life stage exposures. These studies also suggest that foetal susceptibility (lack of metabolism, protective barriers not formed), sensitive populations (strain differences), and critical periods of target-organ development are key

elements in the response to environmental carcinogens (Birnbaum and Fenton, 2003, p.390).

Exogenous chemicals that “mimic” oestrogens (xenoestrogens) may contribute to cellular proliferation and the neoplastic process (Brucker-Davis F et al., 2001; Baccarelli A et al., 2000; Degen and Bolt, 2000; Kennedy, 2000). It is further theorised that particularly prenatal or neonatal exposures can increase the breast cancer risk of women by an “imprinting process that sensitises her to oestrogen exposures” (Coburn et al., 1997, p. 183). There is particular concern about exposures to hormonally modulating substances during periods of rapid cellular growth and differentiation (Birnbaum and Renton, 2003).

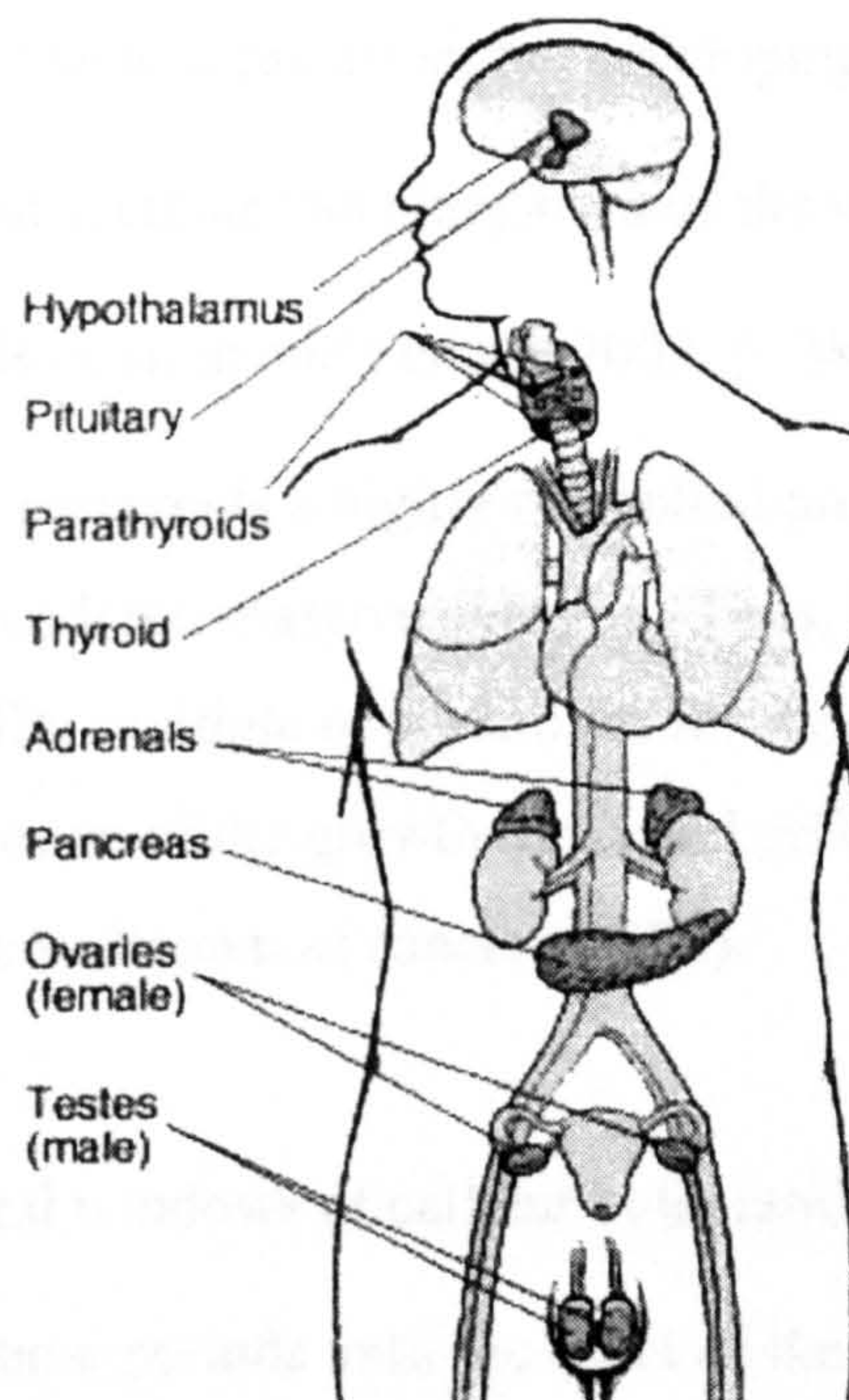
Research has shown that, in children, there is rapidity of cell growth and division accompanied by genetic change occur during the embryonic period. This biochemical process offers extensive opportunities for mistakes to arise including gene mutations. The defences of such physiological barriers as the blood-brain barrier are still not fully developed in utero. The detoxifying capacities of the developing organism are not fully matured until after birth (p.389). This perspective provides an essential component to properly designing a questionnaire that examines associations between occupational exposures and breast cancer.

Any of the various exogenous substances may act as an agonist, for example, mimicking hormonal activity; or antagonist, that is a substance that interferes with hormonal activity, or it may alter the way hormones are transported or “bind with more than one hormone receptor” (Colborn et al., 2003, np). There are only a

limited number of breast cancer studies that examined occupational exposures that disrupt the endocrine system (Brody and Rudel, 2003).

The model of pathogenesis of breast cancer has recently been revised to account for the role of the endocrine system and the impact hormones have on genetic development and messaging. It is an essential element of the dissertation that this new hypothesis be recognised as providing an insight that may help our understanding of breast cancer aetiology. It is also essential for the developing research initiated in Windsor, Ontario and described later in the dissertation. Figure 4.1 shows the glands that compose the endocrine system. They consist of the thyroid, ovaries and testes, pancreas, adrenals, pituitary, parathyroid and hypothalamus. This set of glands produce hormones that are “signaling molecules” that travel in the bloodstream controlling the growth, development, reproduction and behavior of wildlife, animals and humans (European Commission of Research, 2003).

Figure 4.1: Endocrine System (European Commission of Research)



Oestrogen, a steroid hormone, penetrates the cell membrane and directly interacts with the DNA. It “triggers genes to produce their programmed chemicals” (Schettler et al., 2000, p.4). “Signal disruption” is a complex process in which a chemical or group of chemicals might duplicate the actions of a particular hormone, or interfere with the activity of the hormone. Besides changing the way the hormone is transported, it might also trigger anti-oestrogenic and anti-androgenic cellular activity (Colborn et al., 2003).

These risk factors, mediated by time of exposure in a person’s life cycle, as well as, intensity of the dose and thus prenatal exposures, for example, might increase susceptibility for breast cancer risk in later life (Davis et al., 1998). The impact of

timing of exposure may induce “more neoplastic transformation of (breast) cells and is thereby more carcinogenic than exposures that occur later in life” (Davis et al., 1998, p. 524). Hormonal factors can affect the developing breast cells’ proliferation and differentiation and thus, create “an elongation of the window of sensitivity to potential carcinogens” (Birnbaum and Fenton, 2003, p. 389).

...differentiation represents a highly controlled process in which patterns of gene expression undergo massive changes. Thus, both cell division and differentiation offer multiple opportunities for the initiation of lesions as well as the promotion of the growth of altered cells; these are hallmarks of the complex process known as cancer (p.389).

Breast cells have temporal windows of cellular vulnerability that include prenatal, perinatal, prepubescent time periods until the onset of the first pregnancy, and perimenopause (Weiss et al., 1997; Brody and Rudel, 2003). Exposures to elevated levels of hormones during the gestation process may, for example, imprint breast cells and affect their development and susceptibility. This may make them more sensitive to carcinogens or hormonal compounds. Prepubescent exposures “expedite the process of aberrant breast growth and attendant susceptibility” (Davis et al., 1998, p. 525).

Younger women, between the age of menarche and the time of first pregnancy, appear to be particularly vulnerable to genetic damage. The cells in the immature, developing breast are not as yet differentiated and cells are dividing at a greater rate than later in life (Kuller, 1995; Davis et al., 1998). The susceptibility to cell mutation, coupled with the greater propensity of undifferentiated cells to bind with carcinogens and thus trigger DNA damage, means the exposure of younger women

to hormonally mediated substances can be crucial causative events (Clark et al., 1997).

For instance, women, whose mothers had exposure to pesticides while pregnant or those who were exposed to endocrine disrupting pesticides as young children, and then decided to delay their first pregnancy until their thirties would be potentially at a higher risk than women who did not share these exposures at an early age and had their first child earlier in life. It is important for the central concerns of the dissertation, however, that the possible impact of endocrine disrupting exposures be recognised and factored into the questionnaire that captures lifetime histories of cancer patients as cited in the case studies. The experience of Windsor in this regard will be described in chapter 9 with the current research study, the Lifetime Occupational and Environmental Histories Record (LOEHR).

These scientific limitations present important challenges to the regulations of these hormonal disruptors. Colborn et al. (2003b) list four important aspects of the endocrine disrupting theory that pose both scientific and political issues about the controls that are necessary to protect the health of the population. First, the effects of these substances occur at levels much lower than is currently being used to test for toxicity. Second, the traditional axiom of toxicology and risk assessment, that is that increasing dose should correspondingly increase the effect, is negated when examining hormonally active substances. Very low levels of exposures may have the most profound effect. Even at extremely low levels of exposure there is an effect that challenges the concept of a safe threshold. Third, this is particularly so when the exposure occurs during a period when the hormonal system is already active.

And finally, mixtures of chemicals, not the single exposures, which are the hallmark of current regulatory testing, can have an additive, synergistic, multiplicative or even cancelling effect.

The non-monotonic Dose Response Curve phenomenon of endocrine disrupting substances poses a challenge to the toxicological axiom that the dose makes the poison and to the way toxic substances are regulated throughout the globe (Colborn et al 2003b). The assumption that a greater exposure, over a longer period of time will increase the risk of diseases like cancer is challenged in animal bioassays experiments (Welshons et al., 2003). Endocrine disrupting substances, even at very low levels of exposure, may have a far greater impact than a greater dose, particularly if linked with the timing of exposure. Vom Saal et al (1997), for example, conducted a series of experiments that exposed mice in utero to bisphenol – A and diethylstilbestrol (DES) and followed the adult mice to determine whether these exposures had an effect on the prostate. Low doses of exposure in the womb caused significant prostate enlargement while higher doses of these substances had no effect.

4.5.1 Scientific limitations - epidemiology

This observation has particular meaning for our understanding of hormonally related cancers, including breast and prostate. The traditional epidemiological and toxicological concepts are challenged by these laboratory experiments. The mother's exposure during pregnancy, for instance, might imprint the cells of her female offspring who then in their adult lives might be susceptible to particular exposures that precipitate the neoplastic process. A case control occupational study

tests *cause and effect* by examining a particular occupation or exposure. If the study design does not control for these early exposures, then it is missing important risk factors. It is possible that in the case of endocrine disrupting exposures the dose-response curve might not be a viable measure for determining for cause and effect. False negative results can occur when in fact associations do exist if these early exposures are not controlled for. It is important to consider the impact of endocrine disrupting chemicals as one examines the current scientific literature with respect to breast cancer and occupation.

The limitations of epidemiology to detect possible associations between endocrine disrupting chemical exposures and breast cancer are highlighted later in the thesis. There is a need to develop new approaches and standards of proof in evaluating the causal association between synthetic chemicals and breast cancer. Cause and effect in humans may be impossible to decipher with our current scientific tools (Myers, 2002). Animal and laboratory bioassays, not epidemiology, have demonstrated the biological processes that result from early exposures to these xenobiotic substances. Occupational epidemiology attempts to investigate the effects of exposures that occur in the work environment while controlling for other risk factors that may confound possible associations. Epidemiology is constrained by the difficulties in determining prenatal exposures; this creates possible error and bias.

The emerging insights into how the hormonal system functions contradict old assumptions that are cornerstones to occupational epidemiology and toxicology. The notion that the dose makes the poison is shown to be a false premise in the case of xenoestrogenic exposures since timing is an even more essential factor in

triggering disruptive outcomes (Axelrod et al., 2001). The non-monotonic dose response curve demonstrates that smaller doses, at crucial moments, might be more important than larger doses. In fact there may not be a safe threshold for activated hormonal systems (Sheehan et al., 1999). How can epidemiology control for events that are unfolding in the womb for a disease of long latency that only appears decades in the future? This scientific challenge may not be resolved for generations as epidemiology, microbiology, and social sciences coupled with the knowledge and experiences of women are incorporated together into a new synthesis. It is within this context that the precautionary principle should be employed in order to reduce harm (European Environment Agency, 2001; Davis et al., 1998).

4.6 Alternative approaches – collaboration with populations at risk

There is a need to rethink the role that populations at risk must play in generating both research and strategies to prevent such diseases in the future. The women's health movement, for example, is also challenging old presumptions about breast cancer treatment, research and prevention that include greater participation and decision-making power for women (Evans, 2002; Myhre, 2001; Women's Environmental Network, 1999; Bristol, 1992). Breast cancer is viewed, not just as a personal tragedy, but also as a societal "public health crisis" demanding scientific and political action (Evans, 2002, p. VI). These groups are critiquing the old scientific conflict about the avoidable causes of cancer with a holistic perspective that sees the relationship between health and the environment. In the face of scientific uncertainty women's health organisations are promoting the adoption of the precautionary principle; this translates into demands for the reduction of toxic substances in our environment (Women's Environment Network, 1999).

Already there are important perspectives available on the subject that inform the case studies presented in the dissertation. These perspectives are promoted by American non-scientific, grassroots women's organisations (Breast Cancer Action, 2003a, 2003b).

There is emerging science to suggest that these synthetic chemicals pose risk to the human reproductive system, the endocrine system, and to human growth and development both in utero and after birth. If we fail to properly research the impact toxic chemicals and other environmental contaminants have on our bodies, we close the door on developing potential cures, prevention strategies, and treatments for breast cancer and other serious illnesses (Evans, 2002).

Women, they believe, should be encouraged to reduce their risk through modifiable individual actions and community efforts: "breast cancer is not just a personal tragedy; it is a public health crisis that demands action by society as a whole" (p.vi). They cite the possible risk of breast cancer linked to occupation for women workers in contact with toxic chemicals such as "chemists, clinical laboratory technicians, dental hygienists, paper mill workers, meat wrappers and cutters, microelectronics workers and telephone workers" (p. 18). Also, risks are identified for "white-collar" workers found "generally in higher socioeconomic groups such as school teachers, social workers, physicians, dentists and journalists" (p.18). The groups urge more investigation into potential occupational exposures.

Women's health organizations, like the American Breast Cancer Action, are providing an analysis on breast cancer aetiology that represents an important new perspective in the scientific debate spawned by Doll-Peto and Epstein. While more

sympathetic to the general perspective proposed by Epstein, these breast cancer prevention groups challenge a spectrum of scientific and social assumptions. They connect environmental contamination with the power relations within capitalist society. Their analysis challenges the rationality of the economic system that allows the presumption of innocence for 85,000 synthetic chemicals in use today, while demanding the onus of proof of harm be provided by the populations at risk. The assumption that the chemicals are safe until proven otherwise remains as the accepted premise in most industrialised countries. The groups view breast cancer causality within the more general framework of health, which recognises the interconnection of a wide range of adverse disease outcomes, such as reproductive problems and birth anomalies (Steingraber, 2001). The women's groups also recognise the significance of the endocrine disruptor hypothesis (Davis, 2002, pp.159-192). Their ideas represent a clear research agenda in which women would be full partners and not just subjects for investigation. The women's health groups advocate for regulations and social policy changes even when scientific uncertainty exists but the preponderance of evidence indicates culpability and harm. In the case of breast cancer aetiology, as has been discussed, overcoming scientific methodological limitations to establish cause and effect may be a very daunting undertaking. Yet scientific certainty has historically been the cornerstone of regulatory controls. While this debate rages, hundreds of thousands of new breast cancer cases will emerge. Breast cancer groups support strong advocacy and precautionary measures and expect researchers to join them in this quest for a world without breast cancer (Steingraber, 1997b). This perspective strongly imprints on the research that will be described in the coming chapters of the dissertation.

4.7 Summary

The chapter has sought to explain briefly the mechanisms of carcinogenicity, especially those pertinent to breast cancer. These mechanisms are highly germane to the thesis as are the geographic and temporal distribution of the disease, and the risk factors that have explained, and may explain, the aetiology of the diseases including insights both from scientific and medical groups as well as from women themselves. It is in light of such a knowledge and theory base on insights from non-medical and scientific groups that the case studies that follow have been developed.

CHAPTER 5: WHAT EPIDEMIOLOGY CAN, AND CANNOT TELL US ABOUT CANCER, BREAST CANCER AND OCCUPATION WITH REFERENCE TO CANADA AND PARTICULARLY WINDSOR

5.1 Introduction

The chapter provides new, pertinent and distinctive analyses of critical epidemiological studies that have not hitherto been discussed in the thesis. These studies and the critique of them underpin and inform the development and application of the case studies, which follow and much of the methodological thinking in those case studies. The chapter examines the impact of Canadian cancer studies on, and the inter-relationship with, Canadian occupational health policy and practice pertinent to both Windsor as a geographical entity, and to the two case studies that will follow. Early chapters have explored the international debates on cancer and the significance of scientific toxicological and Non Governmental Organisations (NGO) reports to the study of breast cancer. Now, a much closer investigation of the relevant scientific and governmental literature germane to the research questions is offered.

The first section, therefore, reviews the relevant studies on occupational cancer in Canada and how that research has or has not addressed the needs of employees in the country, provinces and cities. The reasons for deficiencies, successes, and failures on occupational health are scrutinised. The second section naturally progresses to focus in on key epidemiological studies on breast cancer. This section is broken into parts – national studies, the British Columbia example so important to the later Windsor study, and other studies. The third and fourth sections then relate the breast cancer studies to the geographical and occupational profile of Windsor and the surrounding area. In this context, both farming and healthcare work are important employment

areas for, or environmental influences on, women. Hence the section looks specifically at farming and nursing epidemiological studies.

5.2 Occupational cancer research in Canada

...Ontario has no systemic means for generating hypotheses linking cancer incidence and employment, industry, occupation or workplace exposures. This fact stands in the way of reliably estimating the burden of occupational cancers in this province (Marrett and Weir, 1989, pp. 1-2).

Occupational cancer research has been constrained by the limited occupational history data obtained from death certificates or records, which indicate only predominant occupation. There is also no comparable national or provincial exposure assessment such as the United States National Occupational Exposure Survey (NOES) to estimate the number of workers being exposed to carcinogens (Brophy, 1995). It is estimated that over twenty million American workers were exposed to either IARC Group 1 lung carcinogens or probable lung carcinogens based on animal and epidemiological evidence (Infante, 1995). Extrapolating these figures to Canada, which has approximately 1/10th the United States population, would mean that over two million Canadians are being exposed to cancer-causing agents and are bearing some degree of related lung cancer risk. This may be a crude inference since the two economies are not necessarily duplicates. Nevertheless, it does provide a rough measure of the potential extent of the problem. In the European Union (EU) a database was established to document exposure data and record the number of workers exposed to carcinogens (Kauppinen et al., 2000). No such tracking system exists in Canada.

Statistics Canada published a report on Canadian working conditions that polls workers about their work environment (Grayson, 1994). This survey found that 4.9 million workers reported dust and fibres in the air where they work; 3.2 million were affected by poor air quality; and another 2.7 million were exposed to dangerous chemicals and fumes.

...A substantial proportion of Canadians exposed to potential workplace hazards believed that their health had been affected...Dangerous chemicals or fumes were perceived as having an effect by about half the workers exposed to them, while more than 40 percent of those exposed to dust or fibres or to loud noise considered them to have been harmful (p.44).

The Statistics Canada study did not record exposure to carcinogens per se but it gives a snapshot of how Canadian workers view their work environment and provides rough estimates of the number of workers that believe they are being exposed to dust, fibres and chemicals with adverse health impacts that can cancer. Yet, scientists and compensation board physicians downplay the existence of such hazards. Cancer Care Ontario estimates that less than five percent of cancer cases are attributable to occupational exposures. Such estimates are misleading and incompatible with our understanding of the multifactoral nature of the disease. As presented in preceding chapters, there is a scarcity of data on occupational histories. Hence, substantial numbers of work-related cancers go unrecorded, and thus the preventable cancer burden sustained by working class individuals is underestimated. The dominant scientific estimates are also at variance with workers' own experiences as demonstrated by the Statistics Canada survey, as well as, in testimony to government commissions and inquiries (Ehring and Roberts, 1993, pp. 110-113).

Studies hitherto based on Worker Compensation Board data have generally had little impact on cancer prevention or workplace conditions. This is not only because of epidemiological methodological problems but also because of an inability to address the systemic barriers that deny the knowledge and experience of workers regarding their own understanding of the work environment and the role it plays in the aetiology of disease, such as cancer. This is a critical barrier to the identification and prevention of occupationally related cancer in Canada (Brophy et al., 2002). The historical experience of occupational cancer prevention demonstrates that it is workers' activity, and not the scientific or medical community alone, that generates the political pressure to ameliorate the work environment and cause governments to regulate toxic exposures (Firth, et al., 1997, p. 1-4; 31-48; Sass, 1986, 1983a, 1983b, 1981).

In 1981 medical consultants with the Ontario Workers' Compensation Board (WCB) estimated that less than 1 percent of cancer cases in Ontario were caused by occupational exposures (Chovil et al., 1981). At that time Ontario had a population of 8.5 million people with a work force of 4.3 million. Since 1947 the compensation board has recognised cancer as a possible disease arising from the work environment. The compensation board physicians argued that since cancer was acknowledged in the Compensation Act and because the Act gives the "benefit of the doubt" to the worker, the actual number of the cancer claims is likely inflated (p.1238). It was suggested "that a proportion of 1% or less -- the lowest level suggested by epidemiologists -- is probably a good estimate of the extent to which occupational hazards contribute to the burden of cancer in Ontario at present" (p.1241).

A number of Ontario workplaces were particularly highlighted, such as the uranium mines where 54 accepted claims for work-related lung cancer were awarded by 1981. A Royal Commission, which hundreds of disabled and ill miners and their families attended, generated this recognition. They appeared in order to testify about the high levels of worker exposure to uranium, silica and a host of other carcinogens, as well as, about the prevalence of disease among their co-workers (Firth et al., 1997, pp. 34-35). The medical consultants stated, however, that the exposures were “relatively low” compared to uranium miners in other provinces and “that the highest potential for exposure had existed over a relatively short period during the development of the industry” (Chovil et al., 1981, p. 1239). The Royal Commission had already issued its report with a scathing criticism of the mining conditions which produced “excessive exposure to ionising radiation” causing lung cancer to occur as quickly as five years from the time of first exposure (Firth et al., 1997, p.35). In spite of this information, compensation board consultants continued to discount possible causal associations.

Other reports cited substantial exposures to a wide spectrum of carcinogens in the uranium mines (IDSP, 1996, 1994, 1989, 1987). Recommendations were given to the Workers’ Compensation Board regarding the work-relatedness of lung cancer in miners. It was suggested that the legal presumption be extended to a uranium miner who contracted lung cancer. In other words, the disease would be presumed to be work-related unless the opposite could be proven (IDSP, 1994). The Workers’ Compensation Board medical specialists concluded, however, the “new cases of occupational cancer are unlikely to develop from exposure to current levels of these carcinogens” (Chovil et al., 1981, p. 1241). This conclusion was challenged by a

Royal Commission report, a government disease advisory panel, epidemiological studies, and of course, by the miners themselves. Wide discrepancies continue to exist between the medical specialists and the workers' own perceptions and opinions of the risk of occupationally related cancer (Brophy, 1995, p. 6). The impetus for the Royal Commission to recognise diseases, particularly cancer, developed out of the activity of the uranium miners in Elliot Lake in the early 1970s. Their struggle to control exposures, to pressure government and employers for protection, and to end the threat of silicosis and lung cancer was to fundamentally change the legal structure in Ontario giving all workers the right to refuse unsafe work and would launch a two decade effort to have occupationally related cancer recognised by the Workers' Compensation system (p.6).

The Ontario Workers' Compensation Board medical consultants provided a clear example of the kind of "science" that protects the vested interest of employers and governments against the demands and protections needed by workers. The mainstream medical profession has likewise followed suit by underestimating and ignoring the extent of harm arising from the workplace, particularly with diseases such as cancer (Sass, 1986).

A challenge to the Ontario Workers' Compensation Board estimates emerged a decade later from other researchers who examined compensation board and cancer registries of individual provinces for the period 1980 to 1989 (Teschke and Barroctavena, 1992). Based on compensation data from British Columbia, Saskatchewan and Ontario, which were the only boards to provide the requested information on occupationally-related cancer claims, researchers found that while

occupational attributable risks may be smaller than those associated with smoking and diet, the risks still represent a sizeable cancer burden. Also the Canadian Workers' Compensation system puts the onus on injured workers to recognise the possible connection between their illness and workplace exposures and then to make claims. There were no specific Canadian estimates on risks posed by occupational exposures. However, the researchers estimated that the compensation boards accepted less than 0.25% of all incident cancers among men. This substantial underreporting of occupationally related cancer claims confirms the estimates that less than half of the Ontario workers with asbestos-related cancer claims ever file with the compensation board (Finkelstein, 1989). The number of claims for occupational cancer accepted in British Columbia, Saskatchewan and Ontario represent *less than 10%* of the cases that would be conservatively anticipated based on epidemiological estimates.

The Canadian Unemployment Insurance Commission (UIC) in the 1960s and 1970s collected the Social Insurance number, name, sex, year of birth, and the current occupation and industry of all individuals whose Social Insurance number ended in the digit 4 (Howe and Lindsay, 1983). This data was linked with the Statistics Canada mortality database to record the number of deaths between 1965 and 1973. During this period there were 4,203 cancer related deaths among 415,201 Canadian men with known occupational histories from 1965 to 1969. The researchers found that the cohort demonstrated a "*healthy worker effect*". That is, comparisons between workers and the general population may bias the relative risk and underestimate the true extent of the association. There is generally considered to be a 20 percent difference between the expected mortality of industrial workers and the general population (McMichael et al., 1974; IDSP, 1988).

The mortality rate for the Canadian cohort being studied was 20 % less than in the general population. There were a larger (age-adjusted) percentage of deaths due to lung and bladder cancer within the cohort than within the general population. A number of occupations were identified as having an elevated cancer risk including in the category of “all malignant neoplasms” by occupational divisions, such as clerical, service and recreation, and transportation and communication.

A study used Statistics Canada data to -examine cancer risks faced by women who made up over 40% of the Canadian work force (Aronson and Howe, 1994). Women had been excluded previously from such investigations because they are often listed as “housewife” or “homemaker” on death certificates. Most workingwomen were not included in previous cohort studies. In the 1994 study, statistically significant increased breast cancer mortality was identified among women employed as accountants and auditors (SMR= 207, CI 95% (103-371); in printing and publishing (to the age 64) (SMR = 218, CI 95% (109-391); and in electrical machinery equipment and supplies manufacture (to the age 64) (SMR = 235, CI 95% (107-445). (Standard Mortality Ratio (SMR) refers to the number of deaths observed in a particular population or cohort compared to expected number of deaths in the general population (Last, 2001)).

A further follow-up mortality study of men and women from 1965 to 1991 revealed that many occupational hazards remain undetected with little documented evidence of risks (Aronson et al., 1999). An elevated breast cancer risk was found among female metal fitters and assemblers (less than or equal to 64 years old) ((Relative Risk (RR) =

2.15, CI 95% (1.12-4.15)); secretaries and stenographers (all ages) (RR= 1.83 CI 95% (1.21-2.75); and dressmakers and seamstresses (less than or equal to 64 years old) (RR= 2.02 CI 95% (1.19-3.42).

Such studies share certain limitations that restricted their ability to detect possible associations. These limitations include basing risks on “current” occupation rather than the lifetime occupational history; using occupation as a surrogate for exposure, so that misclassification of exposed and unexposed is likely since the same occupational category can be the aggregate of the two groups; not knowing intensity and duration of exposure; not knowing possible confounding factors, such as smoking history; and using mortality rather than morbidity data, which is more revealing of incidences of cancers such as breast. The studies were the initial efforts to launch a national surveillance system to detect possible occupational risks and generate hypotheses for further study. There is still, however, no national or provincial occupational surveillance system to monitor cancer morbidity or mortality that incorporates occupational histories.

5.3 Occupation and breast cancer risks: an epidemiological review

Occupational risk factors and female breast cancer were first reviewed in Canada following a request from the Ontario Occupational Disease Panel (ODP) (1997). The ODP was a quasi-governmental body established by statute to advise the Ontario Workers Compensation Board on the work-relatedness of particular diseases. The ODP had previously focused primarily on the elevated cancer risks of the hard rock miners in northern Ontario, firefighters, and metalworking fluid exposed autoworkers. Each of these groups of essentially industrial workers was overwhelmingly male. As

part of the Occupational Disease Panel's effort to provide more gender balance and also to examine the possible cancer risks of a broader range of work environments, the breast cancer review was commissioned¹.

The Panel recognised that women were entering the workforce in greater numbers (Statistics Canada, 1990) and that the continuing increases in diagnosed and recorded breast cancers might be associated with their exposures in the workplace. The review looked at 115 studies comprised of 92 cohort studies, four case-control studies and 19 studies that utilised administrative data in twenty published scientific journals (Occupational Disease Panel, 1997). There was sparse information on lifetime occupational histories, and almost no specific information regarding exposures and non-occupational risk factors. The studies generally had low statistical power with a median number of 19 breast cancer cases. The mean was 64 cases (Labreche and Goldberg, 1997, p.146). Only 10 studies examined specific levels and duration of exposure. This limitation can attenuate the risk and mask possible associations (Dewar et al., 1991). The reviewers noted that the health care workers were a group with potential risk due to their exposure to a wide variety of hazards, including anaesthetic gases and solvents (Labreche and Goldberg, 1997, p.149).

The reviewers also considered there was limited evidence to postulate a possible association between breast cancer and employment in the pharmaceutical and chemical industries and employment as beauticians. Others suggested extremely low frequency electromagnetic fields (EMF) might be linked to breast cancer risk due to

¹ The Occupational Disease Panel was abolished in 1997 as part of alterations to the Compensation Act by the newly elected Progressive Conservative government after complaints from the Ontario Mining Industry about ODP reports documenting the elevated lung cancer risk among hardrock miners (Stang, 1997).

the ability of EMFs to disrupt pineal melatonin, thereby allowing oestrogen and prolactin to increase (Stevens, 1987). Melatonin will stop the proliferation of breast cancer cells in a culture, but when exposed to EMFs the proliferation process begins anew (Blackman et al., 2001). The difficulty of differentiating levels of exposure to electromagnetic fields might hide a possible association to breast cancer (Goldberg and Lebreche, 1997).

Breast cancer incidence findings among solvent exposed workers were not consistent. For example, women employed in dry cleaning and aircraft industries did not show an elevated risk. Some evidence existed, however, of elevated breast cancer risk in administrative studies that examined breast cancer risk among women possibly exposed to solvents while employed in printing, publishing, and mechanics (p.152).

...Studies of organic solvents may, however, be beset with health related differential selection into and out of work arising from pervasive early onset toxic effects (dermatitis, hepatic and renal toxicity, central nervous system depression, peripheral neuropathy). Thus there will be a selection bias if susceptible or sensitive workers are at higher risk of developing breast cancer and are more likely to leave exposed jobs early so they are less highly exposed than insensitive people (Goldberg and Lebreche, 1997, p. 153).

Goldberg and Lebreche and recommended population-based case-control studies as a more informative type of study, especially where individual interviews could be conducted to gather lifetime histories, including occupation, and an expert panel could assign likely chemical and physical exposures, which would be factored into the statistical model. As will be discussed in Chapter 8, the Windsor *Lifetime Occupational History Record (LOHR)* was influenced by these recommendations. The *LOHR* questionnaire incorporated a number of these recommendations into its

design. It is not, however, until the latest breast cancer study, the *Lifetime Occupational and Environmental History Record (LOEHR)* (see Chapter 8) that an expert panel to assign likelihood and intensity of exposures was added to the case control study protocol in Windsor.

Also, epidemiology that examines the possible role of occupational exposures in hormonally-related cancers such as breast cancer might generate false negative associations unless these studies control for the impact of early exposures to hormonally mediated synthetic chemicals. Biological markers are needed to deepen our understanding of the adverse impact of hormonally mediated substances.

It may be that epidemiology has missed the main questions:

...Could we be trying to correlate exposure and effect at the wrong time? If it is prenatal or early life stage exposure that is critical to disease susceptibility, why are we measuring environmental chemicals in people once they have developed breast cancer? The critical exposure window may have been much earlier (Birnbaum and Fenton, 2003, p.393).

5.3.1 British Columbia cancer registry examines breast cancer and occupation

A population-based case-control breast cancer study utilised the British Columbia Cancer Registry (Band et al., 2000). The study is of particular importance because it is most similar to the Windsor *Lifetime Occupational History Record (LOHR)*. *LOHR* attempted to control for many of the same risk factors including a detailed occupational history.

Beginning in 1982, the provincial government in British Columbia had supported, through the Workers Compensation Board (WCB), research into examining possible occupational cancer risks including carcinogens in the work environment (p.284).

This is unique in the Canadian experience since no other provincial cancer registry had undertaken such an initiative. Perhaps it was possible in British Columbia because British Columbian labour, women, and environmental movements are very influential in the area of occupational and environmental health. Action by the populations at risk is a key ingredient in encouraging cancer agencies to examine such public health issues. Previous British Columbian studies focused essentially on male workers employed in pulp and paper mills, and airline pilots (Band et al., 1996; Band et al., 1997; Band et al., 2001); a population-based case-control study of prostate cancer and occupational risks (Band et al., 1999); and a study of the impact of smoking and occupation among 15,463 male British Columbians (Band et al., 1999).

The Band et al. breast cancer study (2000) sought to investigate occupations while controlling for the known or suspected hormonal risk factors. Women were stratified by pre-and post-menopausal status, and combined as one group. Cases were composed of women 75 years old or younger, who were Canadian citizens residing in British Columbia, spoke English and had no previous history of breast cancer. These women were diagnosed between June 1, 1988 and June 30, 1989. Community controls could not have had a breast cancer diagnosis before June 30, 1989. Cases and controls were given a self-administered questionnaire to record lifetime occupational histories that included duration of job. They were also queried about ethnic origin, educational level, age of menarche, pregnancies, age at first pregnancy, breast-feeding, oral contraceptive use, hormonal replacement therapy, family history of breast cancer, history of breast biopsy, current body mass index, current weight, and alcohol and tobacco consumption. Menopausal status was determined as follows: premenopausal women were defined as those less than 50 years old and either who

were still menstruating or had had a hysterectomy. Postmenopausal women were those that had experienced natural menopause or had a bilateral oophorectomy, i.e. removal of one or both ovaries, or had a prior hysterectomy with ovarian conservation (p.286). Canadian Standard Occupational Classification (SOC) codes and the Canadian Standard Industrial Codes (SIC) were employed by an expert coder to assign codes for each occupation and industry.

Among premenopausal women the researchers noted the “very high and significantly increased” odds ratios for breast cancer in “electronic data processing equipment operators, barbers and hairdressers, material processing occupations, and food and transportation industries” (p. 309). Possible aetiologic associations with electromagnetic fields (EMF) and diesel exhaust and pollutants like polycyclic aromatic hydrocarbons (PAHs) were also flagged. A number of administrative occupations had higher than expected risk. The elevation among “white collar” women employed in administrative and clerical positions is a common finding in breast cancer and occupation studies (Goldberg and Lebreche, 1996).

Specific exposures were not identified among this group because occupation was used as a surrogate for particular exposures. This lack of exposure information can conceal possible associations just as the lack of information about lifestyle factors, such as reproductive factors; activity levels and socioeconomic status can influence outcomes.

Due to the small numbers in the British Columbian cohort, pre and postmenopausal women were combined. Their occupational histories were examined while controlling for other possible variables and confounders.

As in the *LOHR* findings (see chapter 8), British Columbian nurses were identified as having elevated breast cancer risk. Nurses, Registered, Graduate and Nurses-in-Training who *ever* worked in the profession had an OR= 1.48 90% CI (1.03-2.13); if nursing was listed as their *usual* occupation, the OR=1.54 90% CI (1.05-2.28). In the nursing and medicine categories the confidence intervals were much closer reflecting the greater statistical power of the categories. It would be interesting to stratify the duration of employment into the number of years of work to determine whether there might be an increased risk with years at work such as was found in the nurses' study that examined shift work (Schernhammer et al., 2001). It would also be important to control for exposures that occurred prenatally and during their younger years.

Band et al (2000) study also reported that there was an elevated risk of breast cancer in association with farming, publishing and printing, and motor vehicle repair industries:

... Farmers are exposed to pesticides, compounds suspected of being associated with an increased breast cancer risk, whereas the other occupations and industries entail exposure to various solvents and to carcinogenic substances such as aromatic amines in the printing and polycyclic aromatic hydrocarbons in the motor vehicle repair industries (p.309).

Excess breast cancer risk might therefore be related to occupations and industries where pesticides, low-frequency electromagnetic fields, or organic solvent exposure occur (Band et al 2000).

This research provides interesting parallels to the Windsor case studies. It contains many of the same epidemiological strengths and weaknesses. It gathered lifetime occupational histories. It controlled for a wide array of known and suspected breast cancer risk factors. It was a population-based case-control study that used incident cases rather than relying on mortality data. Mortality studies for breast cancer would likely have underestimated the true extent of the disease. The study had sufficient power to detect elevated risks (Checkoway et al., 1989). However, it used *Occupation and Industry* as surrogates for exposure with likely misclassification of exposed and unexposed within the same occupational and industrial categories, which may cause an attenuation of risk. It did not control for confounders such as shift work or for maternal or early childhood exposures. The cohort was not analysed by geographic location within British Columbia and small numbers of cases limited the statistical power. Overall, however, it represents one of the important studies in breast cancer and occupation epidemiology. The use of a provincial cancer registry to explore possible occupational risk factors is unique to the Canadian experience.

As discussed in Chapter 9, on a community level, the Windsor, Ontario two-year breast cancer population-based case-control study, *Lifetime Occupational History Record (LOHR)*, gathered analogous information, while sharing many of the Band limitations. Like Band and colleagues, the Windsor study was not able to ascertain the specific exposures but relied on occupation as a surrogate for exposure. It is likely that the Windsor study has exposed and unexposed within the same group, such as farming women or nurses, which may lead to misclassification bias and an underestimation of the actual risk.

This research was also, in part, generated by the activities of the populations at risk. The trade unions in British Columbia have a history of strong health and safety activity and have lobbied for research that examines possible associations between the workplace and disease. The success of the British Columbian unions in securing such research supports the contention of the dissertation that such political action is integral to ensuring that this kind of research be conducted and for the recognition of potential occupational risks.

Workers Compensation Board funding in British Columbia in 2001 included monies to study ovarian cancer and possible occupational risk factors; a case-control study to examine pesticides and their possible endocrine disrupting properties and their possible association with prostate cancer; and a study to examine pentachlorophenol and tetrachlorophenol as occupational carcinogens (Work Safe, 2001).

5.3.2 Other epidemiological studies regarding breast cancer and occupation

A number of other studies will be explored in the remainder of this chapter because they help inform the CROME and LOHR case studies in the dissertation. This literature also influenced the development of the LOHR and LOEHR questionnaire. In *Appendix F and G* (see Table 5.2 and Table 5.3), there are Tables that list studies, which examine possible associations between breast cancer and particular exposures, as well as, risks found in specific white-collar work environments. Calle et al. (1992) and Coogan et al. (1996) found a statistically significant breast cancer risk among white-collar workers. Calle and colleagues found a Relative Risk (RR) = 1.14 95% CI (1.01-1.31) for administrative personnel and RR = 1.93 95% CI (1.03-3.62) but not for nurses, librarians and teachers. This United States mortality study controlled for

some breast cancer confounders. Coogan et al. (1992) found a statistically significant Odds Ratio = 1.15 95% CI (1.06-1.24) while also controlling for a limited number of other risk factors.

Lack of physical activity in “white collar” occupations may be worth investigating as a potential risk given that physical activity has been shown to provide a protective factor possibly associated with changes in menstrual characteristics, body mass index, and even the immune system (Moradi, et al., 2000; Gammon et al., 1998; Coogan et al., 1997; Pukkala, 1995, p.65). Other possible risks identified included second hand smoke, cleaning solvents, flame-retardants, indoor pesticide use, electromagnetic fields; better diagnosis might also have influenced the results (Spengler, 2000; Dosemeci and Blair, 1994; Coogan et al., 1996).

Shift work studies (Davis et al., 2001; Schernhammer et al., 2001) have found statistically significant increases OR = 1.6 95% CI (1.0-2.5) and RR = 1.36 95% CI (1.04-1.78) respectively. These elevations occurred among women who worked graveyard shifts over long periods. It is hypothesised that melatonin is disrupted, thereby heightening oestrogen production through the disruption of the circadian rhythms (Stevens and Rea, 2001).

Elevated breast cancer risk among organic solvent and pesticide-exposed women would be anticipated by the Epstein analysis regarding the adverse impact of certain synthetic chemicals and has been shown to be a possible risk in later studies (Hansen, 1999).

A 24 U.S. state mortality study to ascertain possible occupational links to breast cancer (Cantor et al., 1995) used a job exposure matrix, while controlling for age and socioeconomic status. White and black women were analysed separately. White and black women with exposure to styrene, several organic solvents, acid mist and metals and metal oxides were identified as having a statistically significant elevated breast cancer risk. Another study noted a twofold excess of breast cancer among women employed as metal plater and coaters (Pollen and Gustavsson, 1999) where exposures to heavy metals and organic solvents were involved.

Polycyclic aromatic hydrocarbons (PAH), benzene, and styrene have been linked to breast cancer (Petralia et al., 1999; Mikoczy et al., 1994; Chiazze et al., 1980).

It is biologically plausible and probable that organic solvents or their metabolites are genotoxic and can adversely impact breast tissue and initiate the pathogenesis of breast cancer (Labreche and Goldberg, 1997). Numerous organic solvents have been detected in breast milk. The majority of breast tumours reside in the ductular system where solvents are found in breast milk. Many of these substances have produced mammary tumours in animal studies. It would be important to determine whether the breast fed children of highly solvent exposed mothers had elevated disease risks including breast cancer later in life.

It is important to note the lack of consistent findings (Goldberg and Lebreche, 1997). Aronson and Howe (1994) in their examination of data from Statistics Canada national labour survey found a statistically significant twofold excess of breast cancer mortality among women employed in the print and publishing industry, while other

researchers (Bulbulyan et al., 1999) found below the expected risks for women employed in the printing industry where solvent exposures were identified. Negative studies, however, while informing our knowledge should not be used to discount the possible association since there are many limitations to epidemiological investigations that, due to various reasons, can generate false findings (Watterson and Watterson, 2003a).

The deleterious effect of tobacco smoke exposure may also be important in understanding breast cancer risk (Johnson and Mao, 2000; Morabia et al., 2000; Band et al., 2002). Band and colleagues note that PAHs found in tobacco smoke are not only carcinogenic but also disrupt the endocrine system by transforming oestrogens into genotoxic oestrogen metabolites (p.1048). This accounting for the possible hormonal disruption among younger women represents important insights for our understanding of the aetiology of breast cancer.

In terms of the precautionary principle, there should be a greater societal effort to reduce the potential exposure to these substances and greater effort to consult with workers regarding ways of curtailing their contact with such hazards (Kreibel et al., 2001).

5.3.3 Farming Studies and Breast Cancer

The development of our understanding regarding breast cancer risk and farming is an important public health concern given the possible prevalence of pesticide exposure and disease factors in rural communities. It also has direct implications for the dissertation case studies (*see Chapters 8 and 9*) and will be explored, therefore, in

some detail. Over 160 chemicals, including a number of organochlorines and related pesticides, have induced carcinogenesis in the breast glands of animals (Wolf et al., 1996). Female farmers and labourers have not been, however, as extensively studied as their male counterparts (Zahm et al., 1997). Many of these substances are particularly persistent and bioaccumulate in the adipose tissue. Certain case-control studies (Falck et al., 1992; Wolff et al., 1993; Krieger et al., 1994; Dewailly et al., 1994) compared the levels of DDE, the primary metabolite of DDT, and PCB residues of women with breast cancer. These studies generally found an elevated risk of breast cancer among women with higher levels of DDE in comparison to controls. More recent studies, however, have not supported an association (Snedeker, 2001). A Canadian study did, however, find an increased breast cancer risk among women with elevated Polychlorinated Biphenyls (PCB) levels in their adipose breast tissue (Aronson et al., 2000).

The populations with the highest levels of chlorinated pesticide concentrations, outside of the pesticide industry, have been identified in agricultural areas (Alavanja et al., 1996; Smith, 1991; IARC, 1991). Over 1500 pesticides are available worldwide. Some of these substances are known human carcinogens, possible human carcinogens and animal carcinogens, while others are without toxicological data (Watterson, 1995b). A large number of these substances are also hormonally active and, therefore, possibly related to breast cancer (Brophy, 2004; Garcia, 2003; Janssens et al., 2001; Allen et al., 1997). The herbicide, atrazine, for example, is one of the most widely used agricultural pesticides (Acquavella et al., 2002; Blair et al., 2001). The triazine pesticides are considered endocrine disruptors and suspected human carcinogens (Dich et al., 1997). Almost sixty percent of the American

population has some daily exposure, mostly through food residues. In animal studies, in utero atrazine exposure delays breast gland development and “may also confer an extended window of sensitivity to potential carcinogens after sexual maturity” (Birbaum and Fenton, 2003, p.393).

Pesticides can be both carcinogenic and hormonally disruptive (Ontario College of Family Physicians, 2004). Pesticides are, therefore, important to the study of breast cancer risk and to the dissertation. Traditional toxicology and epidemiology are being challenged by a new synthesis leading to new hypotheses, particularly between prenatal exposures to agricultural chemicals and predisposition to cancer (Colborn et al., 1999). Prenatal and early life exposures may increase the susceptibility to cancer. Epidemiological studies should attempt to control for such risk factors. A further measure might include the identification of biomarkers that would connect the questionnaire data and exposures with biological polymorphisms. New multidisciplinary teams of researchers in collaboration with the populations at risk are needed to address such complex research problems (Susser and Susser, 1996a, 1996b).

Farming populations have an elevated risk of cancers of the brain, breast, leukaemia, lip, lymphoma, multiple myeloma, prostate, skin, soft tissue sarcoma, and stomach (Wood et al., 2002; Blair et al., 1987; Blair and Zahm, 1991; Davis et al., 1992).

Among women engaged in farming, excess risks of non-Hodgkin’s lymphoma, leukaemia, multiple myeloma, soft tissue sarcoma, and cancers of the breast, ovary, lung, bladder, cervix and sinonasal cavities have been observed (McDuffie et al., 1994; McDuffie, 1994). Particular studies have identified an association “ between

occupational exposure to phenoxyacetic acid herbicides, specifically 2,4-D and non-Hodgkin's lymphoma" (p. 135). Researchers, however, have generally viewed women in agricultural regions as not directly occupationally engaged in farming and they, therefore, have generally either not examined their exposures or have excluded them due to small numbers (McDuffie, 1994).

The identified excess cancer burden occurs within a population that has generally been viewed as "healthier" given its lower total mortality, lower rates of heart disease and several cancers including lung, oesophagus, colon, and bladder. Their reported lower rates of smoking, greater levels of physical activity and possibly healthier diet have suggested that the aetiologic role of the specific excess cancers may arise from exposures to pesticides (insecticides, herbicides, fumigants, fungicides), solvents, engine exhaust fumes, metals, welding fumes, grain dust, viruses and microbes (Coble et al., 2002; Davis et al., 1992; McDuffie, 1994; Wigle et al., 1990).

Large cohort studies have examined possible associations between breast cancer and farming (Coogan et al., 1996; Cantor et al., 1995; Morton, 1995). None of these studies found an elevated risk among women who farmed.

A recent case-control study was able to control for both traditional breast cancer risk factors as well as exposures among women engaged in farming (Duell et al., 2000; Duell et al., 2001). The findings were complex regarding the association between farming and breast cancer risk in women with and without pesticide exposure. The odds ratio was below that expected for farming women when analysed without controlling for pesticide exposure or the use of protective equipment. However,

women who reported being present in the fields during or shortly after pesticide application had an 80% increased risk of developing breast cancer (OR 1.8, 95% CI 1.1 – 2.8). Among those who reported using pesticides without protective clothing, there was a two fold excess breast cancer risk (OR = 2.0, 95% CI 1.0 – 4.3); while women with protective clothing had a lower than expected risk (OR = 0.8, 95% CI 0.4 – 1.8). The researchers concluded that while farming may not present an elevated risk per se, farming women exposed to pesticides might have an elevated breast cancer risk (p. 329). This reaffirms the weakness in using occupation as a surrogate for exposure since misclassification of exposure occurs when subjects with less exposure are aggregated with the more highly exposed. Such non-differential misclassification decreases the probability of detecting associations and tends to underestimate the actual risks (Blair et al., 1993; Checkoway et al., 1989). It would also have been interesting to know the ages at which these women first came into regular contact with pesticides, as there is evidence that this can possibly influence breast cancer risk.

The Band et al. (2000) study stratified women by pre-and post-menopausal status as well as by both combined. Among the combined pre- and post-menopausal group, there was a three fold elevated breast cancer risk among women ever employed in fruit and other vegetable farming (OR = 3.11, 90% CI 1.24 – 7.81); there was a seven fold elevated breast cancer risk among women ever-employed in other vegetable farming (OR = 7.33, 90% CI 1.16 – 46.2).

The findings regarding breast cancer among women who ever farmed from the Windsor case control study will be examined in Chapters 8 and 9. The results corroborate the British Columbia study regarding the elevated risks among women

employed in agriculture, but also share some of the limitations regarding not being able to differentiate between the exposed and unexposed within the same occupation.

5.3.4 Health Care Studies and Breast Cancer

Nurses and other health care workers and their possible breast cancer risk were examined in administrative and cohort studies and case-controls studies (*See Appendix H and I: Table 5.4 and 5.5*). This has relevance to the findings that will be reported in the *LOHR* case study. Between 1990 and 2002 eleven administrative and cohort studies were published. Between 1995 and 2002 six case-control studies were published. These studies examined a wide array of health care professions, including nurses, laboratory technicians, physicians, dental hygienists, pharmacists, radiology technicians, physiotherapists and science technicians to name of few. For the purposes of this review the focus is on the nursing and laboratory technicians epidemiological studies.

Of the eleven administrative and cohort studies eight studies found a positive elevation and in three studies (all cohort) an elevated risk among nurses was not established. Among the case-control studies two found a positive association and four did not (*Table 5.4*). Among the registry based studies few controlled for possible breast cancer risk factors. Rix and Lange (1996), for example, did control for socio-economic status. Breast cancer risk for an array of health care workers has been assessed using the Danish cancer registry and other economically active employed workers as the comparison group to control for the “healthy worker effect”. Studies have examined breast cancer risk among registered hospital nurses (Band et al., 2000; Rix and Lyng, 1996; Gunnarsdottir and Rafnsson, 1995; King et al., 1994). Elevated

risk is generally noted but these studies often shared methodological limitations due to the lack of controls over known or suspected breast cancer risks.

Seven studies that examined a possible relationship between working as a laboratory technician and breast cancer were reviewed since this group often operates in the same or similar work environment as nurses. Of these, six out of seven found an elevated risk associated with the occupation of laboratory technician (See Appendix I: *Table 5.5*).

5.3.5 Strengths and limitations of different epidemiological studies

Administrative studies strongly support a positive relationship between nursing and breast cancer risk, while cohort and case-control studies do not provide strong support for this hypothesis. A number of reasons may explain this observation. The registry-based studies reviewed observed an elevated breast cancer risk for nurses. The strength of these studies is in their statistical power. Mortality studies, however, underestimate the number of cases and thus, underestimate risk, since breast cancer incidence is about three times the rate of death and breast cancer patients have relatively long survival rates. Mortality studies also are unable to control for important variables such as age of menarche and menopause, parity, socioeconomic status, and family history of breast cancer. Thus, risk estimates may be overestimated. Furthermore, most of these studies assign occupation based on death certificate data, which is recognised to sometimes result in misclassification of occupation. Agreement between usual occupation recorded on death certificates and other sources such as next-of-kin interviews, varies from 35-85% (Rubin et al., 1993).

Cohort studies are more likely to be accurate in occupational assignment than registry-based studies, but are much more limited in statistical power. In addition, controlling for potential confounders was limited; Calle and colleagues (1998) study did so, while Gunnarsdottir et al. (1997) controlled for only family history, marital status and null parity.

Case-control studies have a number of strengths. Detailed occupational histories were obtained by questionnaire or interview with living subjects, increasing the reliability of exposure assignment. These studies assess incidence rates rather than mortality rates, which give a more realistic picture of disease burden and greater relevance to aetiology. Adjustment was also made for most known potential confounders. The most robust study reviewed was that conducted by Band et al. (2000) because it had reasonable statistical power, controlled for many potential confounders and was the only study to examine pre-menopausal and post-menopausal cancers separately. Post-menopausal cancers were observed to have higher risk estimates for nurses, while pre-menopausal cancers did not. Collapsing of pre- and post-menopausal breast cancers that are likely to have widely different aetiologies into one group represents a major limitation to most existing research (Weiderpass et al., 1999). No other case-control studies assessed these two demographic groups individually.

All these studies shared a number of important limitations. None controlled for significant exposures such as: shift work (Schernhammer et al., 2001, Davis et al., 2001), ionising radiation, nor other specific chemical exposures. Endocrine disruptors, as a specific focus of study, were not identified in any of the studies, nor were prenatal or parental exposures. It is reasonable to assume that work exposures

among nurses differ markedly by department worked in or by specialty (Habel et al., 1996). However, all studies with the exception of Gunnarsdottir et al., (1995), failed to address this. All nurses were grouped into one occupational category assuming that this broad title would be an appropriate surrogate for their exposures. Collapsing all nurses into one group, as though they have like exposures, will produce reduced risk estimates, despite the possibility of a certain subgroup having an elevated risk. This is a major limitation. The case-control study by Gunnarsdotir et al. (1997) is noteworthy as an elevated breast cancer risk was revealed only when the study population was separated into groups according to their specialty (*Table 5.4*). Heterogeneity within occupations must be assessed in conducting future studies about breast cancer and occupation/environment.

Hormonally active chemicals used in medicine and nursing have been suggested to be linked to breast cancer. Epidemiological studies have yet to control for these particular studies. These include: nonylphenol (used in detergents & plastics), bisphenol A (used in polycarbonate plastics), butyl benzyl phthalate and polychlorinated biphenyls (PCBs) (Aschengrau et al., 1998). These substances have been shown to have oestrogenic activity in human breast cell bioassays (Soto et al., 1992). Furthermore, none of the existing studies assess timing of exposure (such as prenatal, pubertal, prior to first live birth, and pregnancy). Gardner et al. (2002) suggest that, "Exposures in-utero, infancy, childhood and adolescence may very well be important missing links to the mystery of this multifactoral disease" (p. 306).

Even with the specific limitations of the various epidemiological study designs there is sufficient evidence to enact precautionary measures to prevent carcinogenic and

xenoestrogenic exposures among nurses and laboratory technicians. There is also sufficient evidence generated by occupational breast cancer research to include occupation as a potential risk factor. While scientific certainty may be decades in the future, our current knowledge allows us to make informed inference from current investigations to justify reducing and even eliminating exposure to certain pesticides, organic solvents, polycyclic aromatic hydrocarbons (PAHs) and certain components of plastics. Shift work and its potentially deleterious effects also require important consideration. Finally, the European Union's strategy to minimise exposure to endocrine disrupting substances follows a socially responsible course even as our understanding of their adverse impact on health continues to grow. The European Union's decision comes in the wake of campaigns and political pressure mounted by women's health organisations, trade unions, environmental organisations and other public health groups (WEN, 2003).

5.4 Summary

While Canadian studies exist that examine occupational cancer and its causation, this area of cancer research is generally marginalised, ignored or downplayed by the dominant cancer agencies and provincial compensation boards.

In some Canadian jurisdictions, such as the province of British Columbia, trade unionists, environmentalists, and women's health movement advocates have challenged the lack of attention given to exogenous occupational and environmental exposures. Their efforts have triggered research into occupational risk factors for cancer. Of particular relevance to the case studies is the research into breast cancer risk and occupation conducted through the British Columbian cancer registry.

The British Columbian study identified elevated breast cancer among a number of occupations, including farming and nursing. The research employed a method that captured a host of information about lifetime histories. The Windsor case studies similarly attempt to situate cancer risk within a context that can account for numerous risk factors both endogenous and exogenous.

Epidemiology has often not proved sufficiently sensitive to track the impact of hormonally mediated chemicals that act as genotoxins and which increase susceptibility to breast carcinogenesis. Toxicology's assumptions regarding the impact of dose coupled with the timing of exposure is challenged, particularly in animal bioassays of endocrine disrupting substances. The epidemiological evidence of breast cancer and work-related exposure is sparse. Animal bioassays have identified over 200 chemical substances that trigger breast carcinogenesis but many such agents exist in high concentrations in many workplaces, and their influences on breast cancer incidences among exposed workers remain largely unstudied. Cohort and case control studies to date indicate that certain white-collar professionals such as nurses and teachers potentially bear an elevated risk, although the specific aetiologic factors are still unknown. Increasing evidence is emerging about the possible risk of breast cancer posed by pesticide exposure among farming women. The epidemiological evidence requires more precise exposure assessment methodology to accurately categorise exposed versus unexposed people within the same occupational group. The evidence, however, is sufficient to warrant precautionary measures, particularly for younger women who might have contact with pesticides.

While laboratory-based research can identify isolated carcinogenic agents, a population-based study, such as the research described herein, has the advantage of being able to evaluate interactive and cumulative effects in a real world environment. Such information can advance our understanding of cancer aetiology in a practical manner and may ultimately facilitate the formulation of public health interventions.

Women's organisations are challenging the dichotomy between science, which tends to shun the advocacy role, and political action, which is often suspected of distorting science, by demanding their direct participation in knowledge production and decision-making.

The next chapter will contextually situate the dissertation's two case studies by providing health data and indicators of the health risks of the population living in Windsor, Ontario, Canada in the county of Essex. Windsor was the first community to collect the occupational histories of cancer patients at its cancer treatment centre.

CHAPTER 6: A HEALTH PROFILE OF WINDSOR: THE STATE OF KNOWLEDGE AND THE STATE OF IGNORANCE

6.1 Introduction

An assessment of the health profile of Windsor is vital to make sense of what is happening, has happened or what researchers think is happening to the local population in terms of mortality and morbidity. Such an assessment then provides the platform for shaping and guiding the case study interventions.

A brief demographic and geographical snapshot of Windsor opens the chapter as it provides the context to understand the research described herein. The chapter is then divided into four sections moving progressively from provincial health studies that include and compare the health of Windsor's population to smaller more locally generated health studies. The Health Canada studies that examine the health of 17 Canadian communities located in the Great Lakes Basin are analysed insofar as they inform the Windsor picture. Environmental studies that examine the toxic pollutants in this geographic area will also be explored as they add to the understanding of the potential health problems faced by the community. The findings of these environmental studies reinforced the Windsor population's concerns about associations between cancer and exogenous exposures, and influenced the case studies. A detailed analysis is offered of specific Windsor health studies linked to developments within the Occupational Health Clinic for Ontario Workers (OHCOW) and related organisations.

6.2 Snapshot of Windsor – Essex County, Ontario Canada

Windsor, in many ways, provides a microcosm of a Canadian industrial community in terms of culture and attitudes towards work and health. Canada is an industrially developed and agriculturally productive nation. Windsor is one of Canada's most industrialised communities with an active trade union movement and therefore, an ideal setting to test the hypothesis of whether the documentation of occupational exposures might reveal possible associations that could ultimately be used to reduce the risk of cancer. The knowledge gained through studies in Windsor may be generaliseable in some respects to the rest of the country potentially having broad policy implications for cancer research and prevention.

The Windsor-Essex area has both an urban and rural population of approximately 350,000 within a small land area in the Great Lakes Basin on the United States-Canadian border across from the city of Detroit. It is the center of the Canadian auto industry hosting operations of all three major North American automakers as well as over 800 other manufacturers, many of them auto-related. The community is located within a day's road travel to 90% of North America's vehicle assembly plants, giving the Windsor-Detroit corridor the highest volume of international trade in the world (Windsor-Essex County Development Commission, 2003).

Windsor-Essex county is a highly unionised community, and is one of the centres for the largest private sector union in Canada, the Canadian Auto Workers (CAW). The CAW has over 30,000 members in the area.

In Windsor of the over 157, 000 people employed, forty-six per cent (N = 71,600) are women. In the health care sector eighty-one per cent of the employees are

women. In primary industry, which includes agriculture, twenty-seven per cent of the workers (N = 655) are women. In manufacturing of the 24,390 people employed, women constitute thirty per cent (N = 7,375) of the workers (Windsor and Essex County Development Commission, 2001).

Agriculture is also a significant economic activity with over 325,000 acres producing as much as any one of the Canadian Atlantic Provinces (Windsor-Essex County Development Commission, 2003). Windsor-Essex County has field crops, orchards, vineyards and the largest greenhouse (glasshouse) industry in North America covering over 650 acres. It is an area in which a considerable variety and volume of pesticides have been employed throughout the years.

6.3 Health Canada Data: Community Health Profile of Windsor, Ontario, Canada: Anatomy of a Great Lakes Area of Concern

The theoretical and practical deficiencies of assessing cancer causality, as outlined in previous chapters, remain unaddressed in Canadian health studies and hence it is necessary here to identify strengths and limitations with data for the empirical section of the thesis. Working populations are not identified or their exposures registered. Some studies, however, while limited, can be used to explore possible relationships between exogenous exposures and cancer. One set of reports stands out as being particularly relevant to the dissertation because it provides morbidity and mortality data where the health outcomes could be related to toxic exposures. This study provides the most significant health assessment of all the previous health studies of Windsor because it works with a large data set composed of morbidity and mortality data and therefore provides adequate statistical power. It is also

premised on the possible environmental impact on health and therefore, examines diseases from the perspective of possible exogenous aetiology.

Health Canada's Great Lakes Health Effects Program (Health Canada, 1998) produced reports examining the morbidity and mortality of 17 Ontario communities during the period of 1986–1992 with identified Remedial Action Plans (Environment Canada, 1999). The Detroit River Area, which refers to Windsor-Essex County, was one of the Areas of Concern that examined the health of the population in terms of specific health outcomes that may arise due to environmental exposures (Environment Canada, 1998).

Health Canada chose about 70 categories of health end points (International Classification of Diseases, 1992) from which data would be available. It based its selection of health outcomes on the scientific literature that linked possible associations with exposures to contaminants in the Great Lakes Basin with particular emphasis on occupational and environmental agents (Gilbertson and Brophy, 2001, p. 829). The age-adjusted mortality and morbidity rates were compared with the hospitalisation rates for the rest of Ontario and ratios were calculated comparing the local rates with the provincial rates. Among the 17 Areas of Concern, Windsor was the only location that had a cancer incidence rate for the aggregated age groups in either males or females that was statistically significantly elevated. In the six-year time period of 1986 to 1992 there were 4,275 cases of male cancer and 3,941 female cancers in the Windsor population. The incidence rate for men for the aggregated age groups was 7% above the rate of the rest of Ontario. The female incidence rate for "all cancers" was not statistically significant.

However, there were elevated incidence rates for males and females, aged 45-74; the rates were 10% and 5% higher, respectively, than the provincial rate. There were elevated rates of morbidity and mortality from cancer of the digestive organs, respiratory tract, genitourinary organs and the lymphatic and haematopoietic tissues.

6.3.1 Health Canada Data: Limitation of the study's data

The Health Canada reports did not attempt to establish a clear causal relationship between the particular diseases and specific exposures. There were methodological limitations, which were examined in the review of the Windsor data (Gilbertson and Brophy, 2001, p 839). The data points were based on hospitalisation records. It is possible that the figures from the different communities were skewed by factors such as physician availability or differing practices regarding hospital referrals. There were a number of health endpoints related to pollution that were not included. Brain cancers and other more subtle health effects, such as those derived from the endocrine disruptor hypothesis regarding neurologic and immunologic functioning, were missing. Health Canada did not include detailed consideration of either demographic and socioeconomic risk factors or such important confounders as smoking history, alcohol use, and family history of disease. The reports were also weakened by the inability to control for possible occupational risk factors, and therefore, could not adequately differentiate possible higher risk working populations.

Moreover, the study methodology was not able to detect epidemics that are specific to certain sub-populations within the Areas of Concern. Windsor and Sarnia, for example, have had some of the highest rates of asbestos-related disease (Keith and

Brophy, 2004; Mittelstaedt, 2004; Firth et al., 1997, 40-48; Brophy and Parent, 1999; Smith, 2000, p. 85). Asbestosis was not separated from pneumoconiosis and other lung disease caused by external agents (ICD-9: 500-508), and therefore, was diluted in the more general category. Similarly, mesothelioma was not identified independent of respiratory and intrathoracic organs cancer (ICD-9: 160-165). There was likely a loss of some of the sensitivity of the analysis through the aggregation of data and the masking of specific illnesses within larger categories of diseases. Such limitations are the factors that the subsequent case studies are meant, in part, to address.

6.3.2 Health Canada Data: The Federal Government suppresses the studies

Relevant to the argument of the dissertation is the institutional reticence of the federal government to share the Windsor findings with the public. The Health Canada studies were not released until a year after their printing. These reports were finally made public after pressure was exerted by a grassroots Cancer Prevention Coalition in Windsor in tandem with the investigative activities of a local Canadian Broadcasting Corporation (CBC) television reporter (Gilbertson and Brophy, 2001; p.828).

These events demonstrate the reluctance, and indeed, the fears of governmental and scientific experts to openly share what is viewed as negative findings with the public.

...what's upsetting is the slowness by which we react to our growing knowledge of carcinogens. Not that long ago we thought nothing of smoking in the workplace. Some still see nothing wrong with it.

Even if we have a good idea that something can be harmful to our bodies, we demand more proof. We are reluctant to distribute the results of tests and experiments (Sarnia Observer, 1998).

This denial of access to health information and possible associated risks is reminiscent of the experience of Ontario industrial workers with regards to studies that found elevated occupational cancer risk (Keith and Brophy, 2004; Brophy and Parent, 1999; Firth et al., 1997. pp. 31-39). The reluctance of governmental officials to share this information has been attributed to:

...concern of the costs of cleanup, the reactions of the medical officers of health to the widespread public dissemination of uninterpreted data and statistics and the potential liabilities of governments for exposures of communities to pollutants and for any remedial actions (Gilbertson and Brophy, 2001, p. 828).

Others raise the more systemic barrier to a full disclosure of the prevalence of occupational disease, that is, that corporate control of the production process (Infante, 1995).


6.3.3 Using the Health Canada data to compare two industrial communities – Windsor and Hamilton

The Windsor community did not initially understand the importance of the Health Canada hospitalisation data because it was generally uninterpreted data. To examine in more detail the Health Canada findings and methodological approaches with a broader scientific audience and the community at large, a new analysis was prepared, using the same data that compared the health findings in Windsor with another Ontario industrial community, Hamilton (Gilbertson and Brophy, 2001).

While the Hamilton area has a population that is more than twice the size of the Windsor area it shares such common features as similar demographic and socioeconomic measures; the percentage of the population 15 years of age and older; basic education, families and dwellings, as well as average income. These indicators were also similar to the rest of Ontario (p.829).

Windsor had significantly higher rates of mortality among males (8% higher, 613 excess deaths) and among females (5% higher, 366 excess deaths) compared to the rest of Ontario. This increased mortality was especially marked among the 45-74 year age group for both men (14% higher, 496 excess deaths) and women (10% higher, 232 excess deaths). In contrast the mortality rates for men and women in the Hamilton Area of Concern were the same as the rest of Ontario. For males 44 years of age or younger, however, the mortality rate was 10% below the rest of the

Figure 6.1 Windsor Star Cartoon in response to the Gilbertson and Brophy article



province and for females under 24 years of age the mortality rate was 14% below the expected. Additional information about cancer incidence in the two communities is found in *Appendix J*.

The Health Canada data lists a number of diseases that are associated with the endocrine system, and the development and functioning of the immune and neurologic systems. These diseases are of importance because they may act as indicators that xenoestrogenic substances could be adversely affecting the health of the Windsor population and consequently, influencing other diseases such as breast cancer incidence. Additional information about hormonally mediated diseases, such as Disorders of the Thyroid Gland, Disorders of other Endocrine Glands, Diseases of the Genitourinary System and Birth Anomalies can be found in *Appendix K*.

Although it was impossible to establish a definitive rationale for the health disparities between the two communities based on the Health Canada data, it is suggestive of a number of possible factors. Hamilton has a more diversified economy with larger numbers of professional workers and therefore, proportionately smaller occupationally exposed population. The occupational exposures are different as are the corresponding working populations. The environmental exposures may not impact the two communities to the same extent. It is only possible to speculate because the data did not control for lifestyle factors, occupation or residential history, which might have allowed for a more in depth analysis. These deficiency further points to the importance of testing the central thesis of the dissertation through the two case studies that critically examine

whether controlling for such confounders might reveal causative associations and identify populations at risk.

6.4 Transboundary Pollution in the Windsor-Detroit Area

The history of environmental issues, particularly transboundary pollution between the United States and Canada on the Detroit-Windsor axis, provides a rich example of how the health of the population is treated as having lesser importance than the economic interests of the corporate sector. Industrial pollution is tolerated if abatement threatens economic viability. A critical examination of these experiences also provides evidence of how governmental bodies fail to act even in the face of scientific information that should raise alarm.

In 1934 the Canadian federal government lodged a formal complaint with the United States government about sulphur and “smoke” pollution originating in Detroit and crossing the border into Canada. This action arose shortly after farmers in the State of Washington launched an action against the Canadian government due to pollution from the lead and zinc smelter located in Trail, British Columbia (Trail Smelter Arbitration, 1941). The United States demanded compensation and pollution abatement. Sulphur dioxide from Trail, British Columbia was threatening United States forestry and agricultural properties. The International Joint Commission, which arbitrated the dispute, ordered the Canadian government to pay \$350,000 (US) in compensation and to control the sulphur dioxide emissions.

The Canadian government argued that the sulphur dioxide pollution levels from Detroit were higher than those from the Trail smelter. The United States government ignored Canada's complaint.

It was not until 1966 that the United States government agreed to allow the International Joint Commission to examine air quality between Windsor and Detroit (Carroll, 1983. p.213). The Commission found that air pollution, primarily from United States sources, was causing harm and agreed to the immediate reduction of sulphur dioxide and that particulates also required urgent action. Both pollutants were in excess of the Ontario level and, in the western part of Windsor, which lies directly downwind from some of the most toxic pollution sources, the level was twice the allowable limits (International Joint Commission, 1972. pp. 93-94).

It is the residents of the more polluted West Windsor, who are generally employed in Windsor's manufacturing industries, potentially constitute a particular population at compounded risk from exogenous causes.

6.4.1 International Joint Commission 1992 Report

Of significance to understanding the adverse health outcomes found in the population, which the case studies that follow are designed to address are the environmental studies that examined air pollutants in the Windsor area. Critical synopses of the most important findings are presented. The International Joint Commission (1992) in its report, *Air Quality in the Detroit-Windsor/Port Huron-Sarnia*, states, "information exists...to conclude that there is a significant public health issue which requires the immediate implementation of additional air emission

abatement and preventive measures” (p.8). The International Joint Commission had identified 15 carcinogens of concern due to their direct inhalation, which were present in the Detroit-Windsor area. The chemicals benzene, 1,3 butadiene and formaldehyde were of special concern because of the “elevated levels in the ambient air and the strong evidence of their carcinogenicity” (p.8). Arsenic compounds, 1, 4-dichlorobenzene, 1,2-dichloroethane, carbon tetrachloride, perchloroethylene, trichloroethylene, chloroform, benzo(a)pyrene, cadmium, chromium compounds, beryllium and nickel compounds were also identified. Each of these substances is a suspected breast carcinogen (Epstein, 1997, p 275-280; Evans, 2002; Cantor et al, 1995). The United States Environmental Protection Agency (EPA) is currently revising its risk assessment of 1, 3-butadiene based on rodent bioassays in which female mice and rats developed mammary and ovarian tumours. A more severe effect was observed in younger rodent populations (Melnick et al., 1999; National Toxicology Program, 1993). These compounds were cited in the Health Canada report as possibly being associated with the elevated cancer risk within the Windsor population (Gilbertson and Brophy, 2001; Windsor Air Quality, 1994). Unfortunately, air-sampling studies were not conducted in such a way that one could evaluate the air contaminants in particular geographic areas of Windsor-Essex County, thus presenting the misconception that all residents are sustaining similar air-borne exposures when, in fact, certain sections of the community are more polluted than other sections. Furthermore, occupational exposures are virtually ignored.

As the 1992 International Joint Commission report heightened public awareness became more aware of the potential harm environmental toxins might pose to their

health, sympathy for the demands of workers for workplace protection increased (Henderson, 2002a, 2002b). Public pressure forced a specific examination of the Windsor air shed (Windsor Air Quality, 1994). The findings of an elevated cancer risk among the Windsor population that was identified in this 1994 report represents part of the tapestry that set the stage for the collection of occupational histories of local cancer patients that will be discussed in the subsequent case studies.

6.4.2 Further health studies

A series of health reports provided by local agencies found elevated cancer risks within the population of Windsor, Essex County. These scientific reports confirmed that risks were elevated within the community at large but methodologically were limited by their inability to identify specific occupational groups in which carcinogens might be a factor (Windsor-Essex County District Health Council, 1995). In a provincial cancer report, Essex County men had significantly elevated relative risks in cancer of the lung, bladder, pancreas and kidney, which were cited as having a possible occupational aetiology (Marrett et al., 1995).

6.4.2.1 Breast cancer among sections of the population

While health studies have generally not found an elevated risk of breast cancer among women in the Windsor area, they did identify elevated risks of disease that indicate that there are exposures or other factors that are influencing the population's health (Abu Zahra, 2002).

The air quality studies documented environmental contaminants identified as breast carcinogens in animal bioassays and could possibly be contributing to a portion of

the breast cancer incidences. However, studies of local occupational exposures are needed to help clarify the possible interplay that that potentially exists between such factors as occupation, environment and lifestyle.

In the case of breast cancer, which is the focus of the case studies, it is necessary to investigate whether there are sub-populations (occupational or geographical, for example) within the Windsor area which have an elevated risk while others have a lower risk – thus, statistically cancelling each other out to result in an overall risk that is comparable to the rest of the province. The Windsor breast cancer risk, even if equal to the Ontario average, is still quite high since Ontario and Canada have some of the highest breast cancer risks in the world (Chiarelli et al., 2000, p. 23).

In a study that examined possible connections between environmental pollutants and breast cancer in Windsor, residential mapping demonstrated an elevated risk among women living in the vicinity of local manufacturing facilities (Rizkallah and Mustac, 1995). The authors found a convergence between high breast cancer and lymphoma among women living in an industrial area with “high concentrations of metals” (p.49). The area contained: “...two Chrysler plants (van and mini-van) and two Ford Motor Company plants (Essex Aluminium and Essex Engine). The residential areas are nestled directly between the four manufacturing facilities”.

6.5 Working class cancer clusters

It is also important to situate the case studies within the context of Windsor workers' own efforts to pressure employers and government to prevent occupationally related cancer. It was their activity rather than that of the local

medical community that made occupational cancer a major public health issue.

While the recording of the full history of these working class initiatives is beyond the scope of the dissertation, it is important to know that there were numerous cases of occupationally related disease in Windsor that became known in the community; these cases influenced how workers viewed cancer aetiology and the political and social factors that allowed such risks. It also alerted the larger community to the relationship between cancer and exogenous exposures.

The failure of employers and government agencies to adequately protect workers led to grass roots campaigns to publicise the cancer risks of workers due to their occupational exposures. Health and safety activists believed that groups of workers were developing cancer due to occupational exposures but that this relationship was not being recognised medically because of a scientific bias that promoted lifestyle risk factors while ignoring exposures in the work environment. The trade union health and safety activists were able to pressure the provincial government and individual employers to reduce exposures to carcinogens in many Windsor workplaces. These advocates were also able to increase public awareness through their campaigns to prevent occupational cancer. They were not able, however, to convince the provincial cancer agency to establish a mechanism to identify workers with elevated occupational cancer risk.

This process to prevent occupational cancer also led to an awareness among Windsor health and safety trade union activists that they must be directly involved in any process that would define and influence medical research if they hoped to have their concerns addressed. The trade union activists were conscious of the

limitations to their own power to confront the cancer agencies regarding their lack of interest in occupational cancer risks. The awareness of the need to collect occupational histories and to have a direct role in the research process eventually led to the precedent-setting labour-supported research discussed in the two case studies.

There are other predominantly working class communities in Canada with elevated cancer rates and serious pollution problems. Similar movements, however, did not emerge beyond Windsor. A number of crucial elements led to Windsor health and safety activism. The founding of a community-wide coalition, Windsor Occupational Safety and Health Council (WOSH) in the early 1980s provided workers with a support system and information resources that most Canadian health and safety activists did not have (Reasons et al., pp. 248-250; Brophy and Jackson, 1982, 1981). The trade union activists also were linked to the wider community through a coalition with community environmental and public health activists, who had organising skills, access to certain knowledge and financial resources. This community coalition provided a political space that functioned as a counter balance to the trade union hierarchy that gave health and safety concerns less prominence than more traditional trade union concerns (Lynd and Lynd, 2000, pp. 187-198). This collaboration also established a sense of trust and common purpose between trade union and community activists, which was to become a crucial factor in the evaluation of the Windsor case studies. And finally, there was a long history of working class activism in Windsor, referred to as social unionism that had imprinted the local culture and supported efforts to mobilise workers as a method to pressure for political and social change (Gindin, 1995).

6.5.1 Asbestos in a brake manufacturing plant

The genesis of the Windsor health and safety movement to prevent occupational cancer, which imprinted health and safety activity for the next two decades, began in 1979 with information about exposure to asbestos at the Bendix brake manufacturing facility (Lynd and Lynd, 2000, pp: 191-193; Storey and Lewchuck, 2000; Firth et al., 1997, pp: 42-48). In Windsor, the experience of the Bendix workers facing asbestos-related cancer raised questions about the nature of cancer causality and fundamental political questions about the rights of workers in Canadian society. This experience was of such importance to the development of the research outlined in the two case studies that it will be briefly presented here.

It should be noted that asbestos holds a special place in the annals of occupational health. Globally, the misuse of asbestos represents one of the most glaring examples of both employer negligence and governmental collusion (Keith and Brophy, 2004; Tweedale, 2000; Castleman, 1984). Asbestos can cause cancers in the lungs, larynx, and gastrointestinal system, including a fatal cancer called mesothelioma. It can also cause asbestosis, a non-cancerous but permanent and often fatal scarring of the lungs (Selikoff et al., 1979). For decades, governments, medical professionals and employers knew this and yet such information was not shared with the exposed workers or the public at large (Gee and Greenberg, 2001).

In the summer of 1979, while meeting with WCB representatives, the union representing the Bendix workers was shown for the first time Ontario Ministry of Health inspection reports issued in 1966 and 1970 that had

ordered Bendix management to take steps to reduce asbestos exposure. The company had failed to comply with these orders (Firth et al., 1997, p.44).

Workers were unaware of the actual dangers of asbestos but had tied rags around their mouths and noses to keep from choking from clouds of airborne fibres circulated throughout the plants (Keith, 1980).

The danger posed by asbestos was made evident to the Bendix workers and even to the community at large in 1979 when it was announced that a 34-year-old Bendix worker was dying of mesothelioma (Firth et al., 1997, p.44). This announcement triggered a wave of health and safety activity in the community to reduce carcinogens in the workplace. The trauma of occupational disease at Bendix imprinted the perspective of Windsor union health and safety activists regarding the importance of carcinogen identification and cancer prevention (Keith, 1980: p. 38).

In 1980 the Bendix Corporation announced it was closing its Windsor operations and moving to the United States. For a brief period, union activists occupied the plant and demanded severance and other benefits. Workers in other Windsor workplaces viewed the Bendix experience as a quintessential example of the dilemma faced by workers in capitalist society. One must risk one's health to secure a living. Workers further faced a threat of job loss if they were to challenge the employers' control of the production process (Firth et al., 1997: pp 44-45).

Occupational cancer would remain a prominent public health issue for community and trade union activists in Windsor throughout the 1990s (Brophy et al., 2001, 1999; Brophy, 1998; 1997a; 1997b; 1995).

6.6 Occupational Health Clinic for Ontario Workers: community organising continues

During the 1980s there was limited connection between trade union health and safety activists and the medical profession. The lack of professional medical and scientific supports acted as a barrier to identifying occupational cancer risks. The establishment of a Windsor trade union-oriented medical clinic was to function as the bridge to the local cancer centre and help to initiate the process addressing the gap in knowledge about occupational cancer risks factors. It is important to understand this step in the process that facilitated Windsor's precedent setting effort to move beyond the scientific conflict as outlined in Chapter 3 of the dissertation. Without the collaboration of the clinic health professionals, however, it is doubtful that the health and safety activists would have been able to establish the necessary partnership with the local cancer centre.

In the early 1990s the Occupational Health Clinics for Ontario Workers (OHCOW) opened a clinic in Windsor. The worker-directed clinic was to become one of the principal community organisations focusing on cancer causing substances at work (Lynd and Lynd, 2000, pp: 187-198; Brophy, 1995).

The occupational health clinic began to provide the local Canadian Auto Workers (CAW) with information about epidemiological studies being conducted in the United States among American autoworkers. Thirty-five percent of these studies

examined occupationally related cancer (Park, 1993). The findings, along with data on elevated cancer among General Motors workers in Michigan who were exposed to metal working fluids (Mirer, 2003; Eisen et al, 1992; Tolbert et al., 1992), caused a renewed interest in preventing occupational cancer among health and safety activists in Windsor (Firth et al., 1997, pp: 50-55). In 1993, the Canadian Auto Workers (CAW) called upon the Ontario Occupational Disease Panel (ODP), a quasi-governmental panel that made recommendations regarding occupational disease to the Workers Compensation Board, to recommend workers' compensation be granted to metalworking fluid exposed workers with cancer (ODP, 1997, 1996, 1995).

The publicity from the ODP consultations further kindled the interest of the oncologists at the cancer centre in Windsor. The cancer physicians were concerned about the lack of data regarding occupational exposures. The Windsor Regional Cancer Centre (WRCC) agreed to a joint proposal from the Occupational Health Clinics for Ontario Workers (OHCOW) clinic, Windsor Occupational Health Information Services (WOHIS), and the Ontario Occupational Disease Panel (ODP) to establish a *cancer registry* at the cancer treatment centre to collect the lifetime occupational histories of all cancer patients. This partnership gave birth to the *Computerized Recording of Occupations Made Easy (CROME)*, which is highlighted in the dissertation's first case study.

6.7 Summary

Windsor-Essex County is an industrial community coupled with substantial agricultural activity. It is also an area that has had serious environmental pollution that contains contaminants that pose a threat to human health.

Each of the studies presented within this chapter contributed to the shaping of community awareness regarding the need to identify possible occupational risk factors in order to reduce cancer risk. Each of the studies was constrained by the lack of specific data regarding possible confounders, including occupational exposures.

The studies reported have yet to identify causative associations between occupational and environmental exposures and specific diseases. The most informative study was based on Health Canada data that examined the morbidity and mortality of the population of Windsor compared to the city of Hamilton and the province of Ontario between 1986-1992. Mortality and morbidity rates from all causes were higher in Windsor than the rest of Ontario. Higher rates of diseases included various cancers; endocrine, nutritional, metabolic, and immunity disorders; diseases of the blood and blood-forming organs, nervous system and sensory organs, circulatory and respiratory systems, digestive system, genitourinary system, skin and subcutaneous tissue, musculoskeletal system and connective tissues; congenital anomalies; and infant mortality.

Two decades of occupational and environmental activism in Windsor generated awareness within the community in general and within the unions specifically that the high cancer rates could be related to occupational factors. The scientific view that cancer is generally a disease caused by poor lifestyle began to be seen as flawed. This predominant scientific perspective could not adequately explain the health problems in the community. In response to the identification of occupational and environmental exposures and possibly related health outcomes, the worker-oriented health clinic developed a partnership with the local cancer treatment centre to address the gaps in our knowledge about possible aetiological risk factors.

The research question regarding *how and why the dominant medical/scientific view of cancer causation has affected public health policy and practice in Canada* is addressed in the Windsor example as presented in this chapter.

The next chapter will set the stage for examining the two case studies, which make up the central empirical research component of the dissertation.

CHAPTER 7: SETTING THE SCENE FOR THE EMPIRICAL RESEARCH: GENERAL INFLUENCES, METHODS AND ETHICAL ISSUES ON CASE STUDY DEVELOPMENT AND DESIGN

7.1 Introduction

The case studies represent what might be termed as a type of ‘action research’ and hence they have diachronic and iterative elements, which allow for the refinement of the data collection and categorisation methods used. The methods used in the case studies are informed by the methodological and other weaknesses and limitations of the more traditional studies carried out on the Windsor population analysed in an earlier chapter. This chapter outlines some of the general principles and approaches that cover all the case studies researched in the thesis.

The chapter firstly sets the stage for both the case studies that follow by providing a very brief overview. Secondly the overall context of the research is briefly reviewed to situate the case study work in terms of the debates about cancer causation in Canada and beyond. Thirdly the Windsor setting is discussed with regard to the major institutions and organisations, professional, medical, occupational and lay, that impact and impacted upon the research. In this setting, the roles of women’s organisations, trade unions and others were often pivotal. Fourthly a short section provides the history of the research developments with regard to specific case studies: these were the building blocks for the next chapters. Finally ethical approval issues for all the case studies are addressed.

As cited in the Introductory Chapter, community-based action research examines “social, structural, and physical environmental inequities through active involvement of community members, organisational representatives, and

researchers in all aspects of the research process” (Israel et al., 1998, p. 173). While it is beyond the scope of this dissertation to fully review the extensive literature on this research approach, it is important, however, to mention that the Windsor case studies employed many of the principles of community-based action research.

This approach is described as “collaboration between community groups and researchers for the purpose of creating new knowledge or understanding about a practical community issue in order to bring about change” (Hills and Mullett, 2000, p.2). It places emphasise on community participation; community capacity building; builds a partnership of learning and ownership over the research; respects the knowledge and wisdom of community members; and recognises the goal of action and change as central to the research process (Isreal et al., 2003). There are advantages and disadvantages to this approach. On the positive side, it provides the community with a mechanism for investigating issues of relevance to them. It give them access to information, including findings, and a process to effect change based on the findings. On the negative side, it can be difficult to coordinate; there may be tensions between community members and researchers regarding goals. It can be time-consuming and emotionally demanding (Stoecker, 1999, pp: 98-112).

In the earlier sections of the thesis the debates about cancer and occupational cancer were explored. The following chapters contain case studies that attempt to address some of the problems revealed by those debates and some of the -shortcomings with those data.

The case studies address aspects of the research questions through the use of epidemiological methods. All are case control studies. Both collect the occupational histories of cancer patients to determine if work might be influencing cancer risk. The case studies also explore the evolution and refinement of the research techniques as the limitations of the methods are analysed and each successive study attempts to address these difficulties. Finally, the two case studies led to another currently ongoing study.

The case studies arose out of the need to contribute to the search for better means to prevent occupationally caused or related cancer. They were initiated with the support of trade union health and safety activists working in collaboration with sympathetic health professionals. The case studies demonstrate the fruitfulness of a collaborative relationship between scientists and populations at risk (Susser and Susser, 1996a, 1996b).

Certainly, the case studies are a challenge to the generalised, systemic barriers to identifying possible occupational risk factors. It was noted almost 25 years ago:

As Labour Canada indicates, Canadian governments have hesitated to adopt policies, which would help head off occupational cancers. Canadian workers will undoubtedly pay with their lives because of this reluctance to take preventative action (Tataryn, 1979, p. 14).

7.2 Overall context of research

Cancer morbidity and mortality remains a serious Canadian public health issue. This group of diseases is generally accepted in the scientific community to be largely environmentally caused and therefore, preventable (Doll, 1977). While

there is a long history of scientific concern about the occupational and environmental causes of cancer, as exemplified by Hueper and Carson, their perspective has received limited recognition from the mainstream scientific community, which is either directly or indirectly influenced by industry.

The debate between Drs. Doll, Peto and Epstein contextualises the wider scientific debates that have shaped how cancer agencies in countries like Canada now address cancer prevention. The dominant perspective, which cites lifestyle risk factors as the principle cause of cancer while ignoring or minimising potential environmental risk factors, has particular meaning for women in relation to breast cancer risk. This disease is the most prevalent cancer among women. The suspected or known risk factors for breast cancer cannot explain the majority of cases. While environmental factors would certainly seem to be an important area of inquiry, the scientific focus remains on early detection and aggressive treatment.

The case studies begin to address the institutional disregard for the importance of gathering occupational data. Ten years ago, the Ontario Industrial Disease Standards Panel raised this issue.

...The collection of reliable occupation data, in conjunction with accurate medical diagnosis, is essential for health surveys and epidemiological studies on cancers associated with workplace exposures. Although medical information on cancer patients is routinely captured and stored in Ontario, there is as yet no systematic way (nor is there a practice) of collecting occupation data. As a result, there are no means by which the extent of occupationally related cancers in the Province can be directly estimated or monitored (Industrial Disease Standards Panel, 1994b,p.1).

The case studies' tools address the need to capture such data and also begin to explore the possible connection between breast cancer and endocrine disrupting chemicals.

The research grew out of community needs. The awareness of the health problems facing the community, both occupationally and environmentally, helped convince the local oncologists that the cancer centre must respond to the community's concerns. The Windsor researchers willingly collaborated with trade union and community activists. This strategy broke with the more traditional epidemiological methods that might view community participation as biasing the research process (Brown and Mikkelsen, 1990, pp: 132-133). The trade union experience and knowledge, for example, was recognised and sought. Trade union health and safety representatives helped to identify particular areas of the large automobile manufacturing facilities that might not have been recognised as employing carcinogenic agents. This process of consultation allowed for further refinement as the research tools developed. The unions also directly participated in securing funding and building political support that helped maintain the research process.

The literature review demonstrates that new understandings about the role of hormonal disruption plays in carcinogenesis might provide important insights leading to breast cancer prevention. While relatively sparse, occupational breast cancer epidemiological studies have resulted in findings that demonstrate elevated risk among certain occupations like farming and nursing. An array of exposures has also been identified as suspected breast carcinogens including certain pesticides,

polycyclic aromatic hydrocarbons, organic solvents, electromagnetic fields and plastics.

7.3 The Setting

The community of Windsor brought a particular set of factors together that allowed for this research to emerge. Firstly more than 15 years of activity by Windsor trade union occupational health and safety activists and their community partners in both the workplace and in the broader community had influenced public opinion about cancer causality (Lynd and Lynd, 2000, pp. 187-198; Adkin, 1998, pp. 226-255). Second were the documented health problems and elevated rates of disease arising out of this industrial and agricultural-based economy that employed a wide array of synthetic chemicals while generating environmental emissions. This has been discussed in more detail in Chapter 6. Finally was the interest and support of the Windsor Regional Cancer Centre (WRCC), the Windsor Occupational Health Information Service (WOHIS), the Ontario Occupational Disease Panel (ODP) and the Occupational Health Clinics for Ontario Workers (OHCOW) (Firth et al., 1997, p.89). A resulting collaborative relationship between community activists and sections of the medical and scientific community made this project possible. The OHCOW clinic and the involvement of the Occupational Disease Panel heightened the credibility of the occupational health and safety activists' concerns and gave them access to institutions such as the Windsor Regional Cancer Centre. Each of the groups shared a common concern about the lack of data that might enlighten society about the role of exposures in the workplace with regards to cancer aetiology.

These factors were influenced by the larger global backdrop, which included the upsurge in trade union occupational health activity begun in the 1970s and which

complemented the rise of the women's health and environmental movements (Smith, 2000; p. 33; Adkin, 1998, pp. 1–26; Berman, 1978, p. 5). These three movements challenged the corporate, political, and scientific establishments and induced the government and scientific bodies to react differently to their respective communities' concerns.

...These movements have significantly advanced public health and safety by pointing out otherwise unidentified problems and showing how to approach them, by organising to abolish the conditions that give rise to them, and by educating citizens, public agencies, health care providers, officials, and institutions. Popular participation brought to the national spotlight such phenomena as DES, Agent Orange, asbestos, pesticides, unnecessary hysterectomies, abuse of sterilization, black lung disease, and brown lung disease (Brown and Mikkelsen, 1990, p.133).

This overall public health movement influenced the collaborative research presented in the case studies.

7.4 Genesis of the research

Each case study employed particular data collection methods, which were further refined and improved in the subsequent study. Each case study was influenced by new knowledge and improved epidemiological approaches. As *CROME*, for example, shed light on breast cancer and farming, the *LOHR* questionnaire was designed to capture known or suspected breast cancer risk factors. As further evidence emerged from *LOHR* about breast cancer and farming, the new *LOEHR* questionnaire further developed so as to better capture the possible impact of endocrine disruptors and to minimise exposure misclassification.

In 1994, plans to collect occupational histories were initiated. A year later a data collection project, *Computerised Recording of Occupations Made Easy (CROME)* began to collect occupational histories at the Windsor Regional Cancer Centre (WRCC). *CROME* was developed through a process that involved occupational health professionals, medical specialists, including an occupational health physician, a respirologist, an oncologist, a researcher familiar with farming methods in Essex County, and a panel of trade union health and safety representatives from the automobile and related industries. Dr. Ethan Laukkanen, a Windsor oncologist and research team member, stated:

...I feel very positive about this project because it gives me the assurance that the valuable information that these patients carry is being put into a context that can be helpful. I think that when one looks at one patient at a time one simply has the question: and when one has a framework in which to put that information it has a greater value. I recall quite vividly, one of my first experiences as a medical student was to attend an autopsy of a gentleman in his early thirties who had died of leukaemia and the chart showed that he was a rubber tire worker and what struck me most was that observation was not given any type of attention, even when the association was one that was understood. I think when we contemplate cancer in our particular region and we consider the relative excess of upper and lower airway cancers and cancers of the GI tract that one has difficulty simply explaining those on the basis of lifestyle choices of the population and one is hopeful that we'll be able to drive a more solid explanation which ultimately can lead to a preventive strategy that can be owned by the community collectively (Laukkanen interview, Keith et al., 2000).

Arising from the *CROME* findings (Chapter 8), a team of local researchers, including community representatives from the Occupational Health Clinic for Ontario Workers (OHCOW) and the Windsor Occupational Health Information

Service (WOHIS), partnered to investigate more specifically the possible association between breast cancer and agricultural work. A grant from the Ontario Workplace Safety and Insurance Board (WSIB) Research Advisory Committee (RAC) facilitated collection of lifetime histories of women with breast cancer over a two-year period. A case-control study, *Lifetime Occupational History Record (LOHR)*, compared 564 women with breast cancer to 599 women in the community of similar ages but who did not have breast cancer (Chapter 9). The ensuing and currently ongoing case control study, *Lifetime Occupational and Environmental History Record (LOEHR)*, will be discussed in Chapter 9 as well. The *LOEHR* study, which intends to interview 1000 breast cancer cases and 1000 community controls over a three year period, has a number of methodological enhancements.

The case studies will address the debate that anchors the dissertation regarding the importance of controlling for a multiple set of cancer risk factors including occupation. Both *LOHR* and *LOEHR* collect not only occupational history data but also such lifestyle data as smoking and residential history along with medical, reproductive, and other potential confounders.

7.5 Research Ethics

Appropriate university ethical approval was obtained for the studies. The Windsor Regional Cancer Centre's (WRCC) Ethics Review Board approved the *CROME* project (see Chapter 8). During the initial pilot project to check the validity of the questions, the Windsor Regional Cancer Centre (WRCC) patients were interviewed at the Occupational Health Clinic for Ontario Workers (OHCOW). At that time OHCOW staff administered an informed consent process. Once the full study

began, participants completed consent forms administered by WRCC staff prior to data collection. No personal identifiers were ever utilised in the course of the analysis or published results.

The University of Windsor served as the host institution for the *LOHR* study (see *Chapter 9*). The University and the WRCC Ethics Boards both approved the *LOHR* research. All participants completed signed informed consent forms prior to data collection. No personal identifiers were utilised in the course of the analysis or reports. All research team members and staff, which had access to patient names, signed a pledge of confidentiality. Records were maintained in a secured, locked location.

The new *Lifetime Occupational and Environmental History Record (LOEHR)* research (see *Chapter 9*), which is an enhancement of *LOHR*, has undergone ethics approval at the University of Windsor and the WRCC. It is following protocols for ethical research conduct in accordance with the Canadian privacy legislation and Tri-Council Policy Statement: Ethical Conduct for Research Involving Humans (Interagency Advisory Panel on Research Ethics, 2003).

7.6 Summary

The chapter has provided a crosscutting perspective on the background and selection of the case studies and the methods to be used. The perspective is, within limits, generalisable to all the case studies. The chapter also provides the ethical background to those studies. The thesis now moves on to look in detail at the case studies.

CHAPTER 8: COMPUTERISED RECORDING OF OCCUPATIONS MADE EASY (CROME)

8.1 Introduction

The chapter begins with a description of the development of the data collection process. Secondly methods are explored with particular references to the different industrial and occupational groups that are set up within the *CROME* database. Thirdly the method of data collection is described and discussed. Fourthly, the *CROME* findings are presented while describing the assembling of the study cohort. Finally the *CROME* approach is analysed for its strengths and limitations.

8.1.1. The background

The chapter examines the first of two case-control studies that form the core empirical work of the dissertation. These studies represent the first time that a local community in Canada met the challenge posed by Doll and Peto (1981), a decade and a half earlier to collect occupational histories of cancer patients (Occupational Disease Panel, 1997). The initial case study examines the use of a general occupational history registry whose purpose was to identify possible associations between workplace exposures and elevated cancer risk and therefore, generate possible hypotheses (Brophy et al., 2002; Brophy, 2004, 2000b, 1999a, 1999b, 1998b, 1997; Brophy and Keith, 2000c; Firth et al., 1997). The chapter examines a case control study that arose from the initial finding of an increased breast cancer risk among women who were 55 years of age or younger and had ever farmed (Brophy et al., 2004a). The *CROME* questionnaire and other material produced during the research can be found in the *Appendices L, M, N, O, P, and Q*.

8.2 Data collection begins

A feasibility plan was developed in 1994 (IDSP, 1994c). The author of the dissertation, on behalf of the Occupational Health Clinic for Ontario Workers (OHCOW) in Windsor suggested that the Windsor Regional Cancer Centre (WRCC) involve the Industrial Disease Standards Panel (IDSP) in a collaborative process to design a database that could be used to collect the occupational histories of local cancer patients. The IDSP was keenly interested in such an initiative because it had already identified the lack of occupational history gathering as a major obstacle in identifying work-related cancer in Ontario. The IDSP joined with the Windsor Occupational Health Information Service to develop a pilot database whose primary functions would be:

...to store, retrieve and compare data which are 1) down-loaded from the Ontario Cancer Treatment and Research Foundation (OCTRF) Lotus "Approach" Database (physician and/or self-administered information); 2) collected from questionnaires completed and returned by cancer patients based on hygienist interviews and assessment of cancer patients" (Carlan, 1994, p.1) (*see Appendix L*).

It was planned that the WRCC and OHCOW in Windsor would develop a "touch screen" computer program. OHCOW and IDSP staff would administer an interview-based questionnaire to a subset of patients (N=50) that had completed the "touch screen" programme to verify the responses and gather additional information about exposures. It was the intention of the IDSP to also involve the Cancer Treatment Centre and Occupational Health Clinic for Ontario Workers in Sudbury, Ontario. Sudbury was a centre for mining and, therefore, it was hypothesised that

the Windsor-Sudbury project would capture two industrial communities that had been identified as having industries of interest and evidence of elevated cancer incidence (p.2). The Sudbury cancer centre, however, did not proceed with the project. Windsor was alone in this process, perhaps due to the more organised community-based lobby that planned and supported it (*see Chapter 6*).

Research team members developed the “touch screen” computer programme with the assistance of a group of Canadian Auto Worker (CAW) health and safety representatives. Thus a collaborative process gave rise to the first project to collect occupational histories of Ontario cancer patients:

...the programme was developed by three groups of people who will ultimately use it and benefit from it. In the normal course of events these types of projects are conceived and developed by researchers and scientists. In this case a treating physician, Dr. Laukkanen was responsible for much of the programme development. The staff of the Occupational Disease Panel, an agency with a primary focus on research of occupational sources of disease, and the OHCOW clinic ensured that the data being collected was organized in a fashion that would allow it to be matched with other similar databases. Finally representatives of the workers, specifically CAW Health and Safety Representatives... helped us to develop a programme which hopefully will be easy to use and will properly capture the jobs in this community. I am convinced that this cooperative approach to scientific research will be mandatory in the future (Carlan, 1995, p.3).

This project received widespread media attention and community support, which improved patient involvement (Workers Health and Safety Centre, 1995; Rennie, 1998; *see Appendix M*). The Occupational Disease Panel (ODP) highlighted it as a major achievement:

...In conjunction with the Southwestern Regional Office of Cancer Care Ontario (previously the Ontario Cancer Research and Treatment Foundation) and the Occupational Health Clinic for Ontario Workers (Windsor) the ODP created a computer programme to allow workers to electronically record their occupational histories. The programme was designed to create a complete work history that would be electronically retrievable and easily matched with other electronic databases. The occupations are recorded in accordance with the standardized occupational codes for wider access.

The system is currently in use at the Regional Cancer Centre in Windsor, the first cancer centre in the province to include occupation as a standard entry in the patient's history. In the best of all worlds the other regional cancer centres will also adopt this approach and begin to include occupation in their history taking. This would be the first step to an improved ability to identify work-related sources of cancer (ODP, 1997).

The Occupational Disease Panel was dissolved in 1997 by the newly elected Progressive Conservative provincial government leaving the *CROME* data collection project in the hands of the Windsor Regional Cancer Centre and the Occupational Health Clinic for Ontario Workers.

8.3 Methods

The design of *CROME* was not based upon any previously developed occupational history gathering measure. Rather, it was designed to fulfill a broad research mandate -- to screen for possible associations between any occupations and any cancers without an *a priori* hypothesis.

The consulting panel created an abbreviated list of industrial and occupational categories using their own knowledge of the most locally prevalent industries and occupations. Sixteen (16) major industries and three hundred (300) occupational categories were included in the list (*see Figure 8.1*). These categories were then matched to Health Canada's Standard Industrial Classification (SIC) and Standard Occupational Classification codes (SOC) (Ontario Cancer Treatment & Research Foundation, 1995).

















Figure: 8.1 CROME poster with list of industrial categories:

C.R.O.M.E.

Computerized Recording of Occupations Made Easy

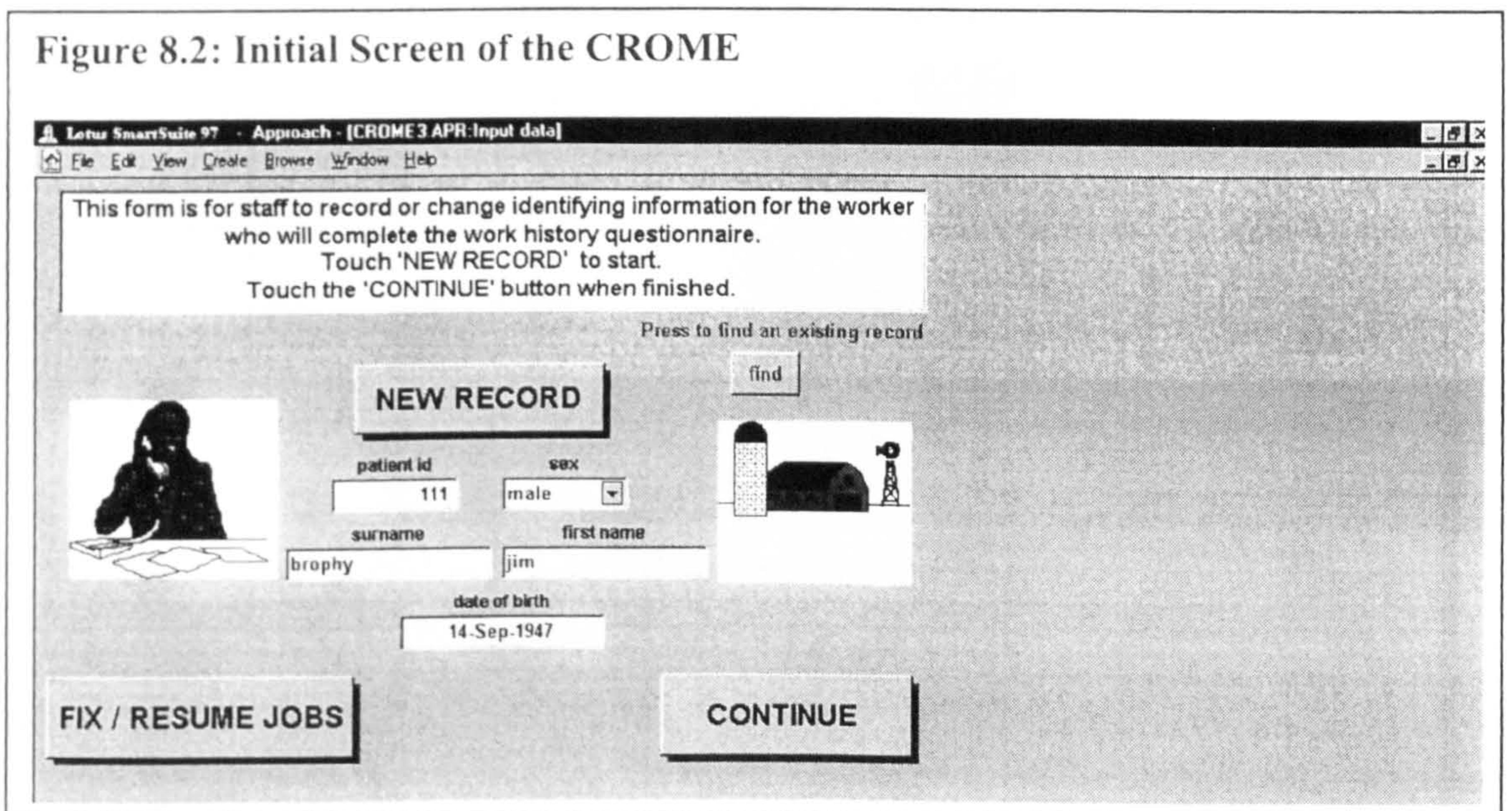
Please use the list below to assist you in selecting the industrial occupation best suited to you.

Broad Industrial Categories

<p>Agriculture or natural resources (mining, logging, fishing)</p> 	<p>Manufacturing, factory, or processing plant work</p> 	<p>Construction industry</p> 
<p>Transportation, storage or pipelines</p> 	<p>Communications (e.g. phone, TV, cable services, mail)</p> 	<p>Other utilities (e.g. gas, water, electric, waste disposal)</p> 
<p>Sales (retail, wholesale, properties) or rentals</p> 	<p>Office work in business, finance, professional</p> 	<p>Healthcare, education, research or social services</p> 
<p>Security services (e.g. fire, police, armed forces)</p> 	<p>Personal services (hairstyles, laundry, household)</p> 	<p>Accommodation, restaurant, food or beverage services</p> 
<p>Repair and maintenance services (e.g. janitor)</p> 	<p>Art, cultural, recreational or sports activities</p> 	<p>Other services</p> 
<p>Housework or raising a family</p> 		

Rather than attempt to create a questionnaire to capture a detailed exposure history that would adequately address all potential exposures in every possible occupation, occupation was treated as a “surrogate” for exposure within the *CROME* construct (Rothman and Greenland, 1998; p. 142-143). Exposure within recorded industries and occupations was assumed based on available industrial hygiene literature. *CROME* captured length of employment (duration) and time of employment to onset of disease (latency) but not intensity of exposure. The *CROME* database also captured age, and such key socioeconomic status (SES) variables as residence area, income level, and educational status.

Figure 8.2: Initial Screen of the CROME




The *CROME* database was enhanced with graphics and menus (see Figure 8.2). It was intended that cancer patients would use this user-friendly, touch-screen data collection tool to enter their full chronological work histories with little or no support from cancer treatment center staff. After an initial pilot, however, it was apparent that most patients required at least some staff support to adequately record their work histories.

Following a pilot phase, an evaluation was initiated to test the reliability of the data collected. An occupational health nurse and occupational hygienist interviewed 50 cancer patients who had completed recording their occupational histories utilising *CROME*. The pilot and evaluation helped to refine the computer system and modifications were made (*see Appendix O for copy of medical release form*).

For the next four years trained clinic staff conducted computer-assisted interviews with cancer patients who volunteered to participate in the project (*see Figure 8.3*).

Figure 8.3: Patient being assisted with CROME database



Interviews took, on average, between 20 to 30 minutes to complete and were conducted whenever the staff could accommodate them into their clinic schedules. Patients who were awaiting treatment would be invited to document their occupational histories. Copies of their histories were made available to them (*see Appendix P*). No attempt was made to select one group of cancer patients over another. However, due to such circumstances as treatment availability and waiting

times, the largest group of cases recorded into *CROME* was females with breast cancer. This group slightly exceeded the category of women with other cancers.

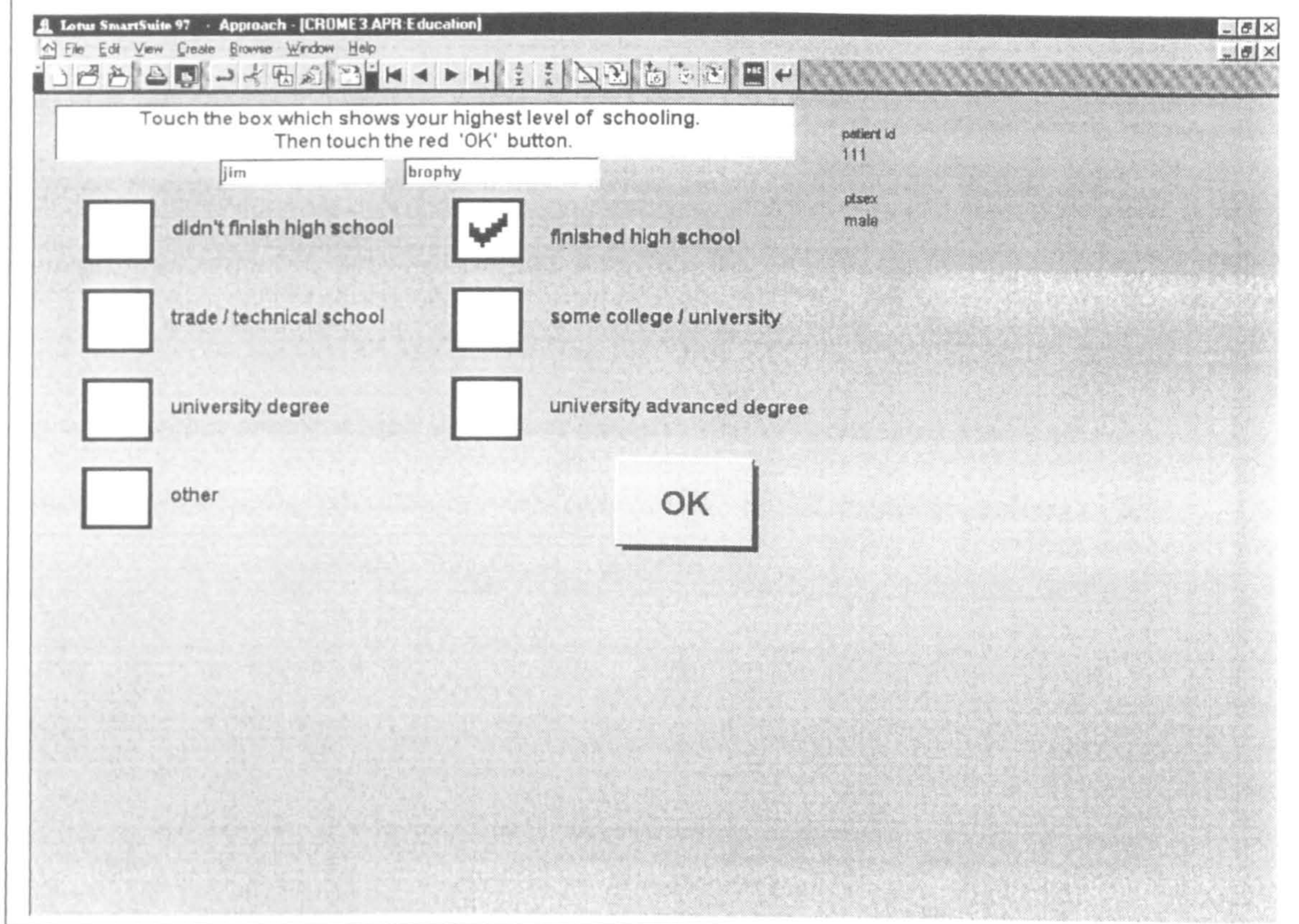
This selection method likely yielded a representative sample. Since the generation of the hypothesis followed the data collection process, the specific hypothesis of the case-control study did not: (1) influence the manner in which the data was collected, or (2) influence the decisions of the clinic staff regarding which cases were selected for recording occupational histories.

The structured interviews completed by the cancer patients included a detailed occupational history of the following: major industry; occupational category; duration of employment; age; level of education; and years starting and ending each job during the course of the patients' entire adult working lives. *CROME* was matched with the patients' medical charts, which provided additional data regarding potential key co-variables such as age at diagnosis, and lifetime cigarette smoking pack-years.

8.4 Patient in-put

The programme for each patient would begin with a computer screen that asked for their name, gender, birth date and an identification number. There was also a question on educational level as a surrogate for socioeconomic status. The choices were "didn't finish high school", "finished high school", "trade/technical school", "some college/university", "university degree" "university advanced degree", and

Figure 8.4: Educational Screen



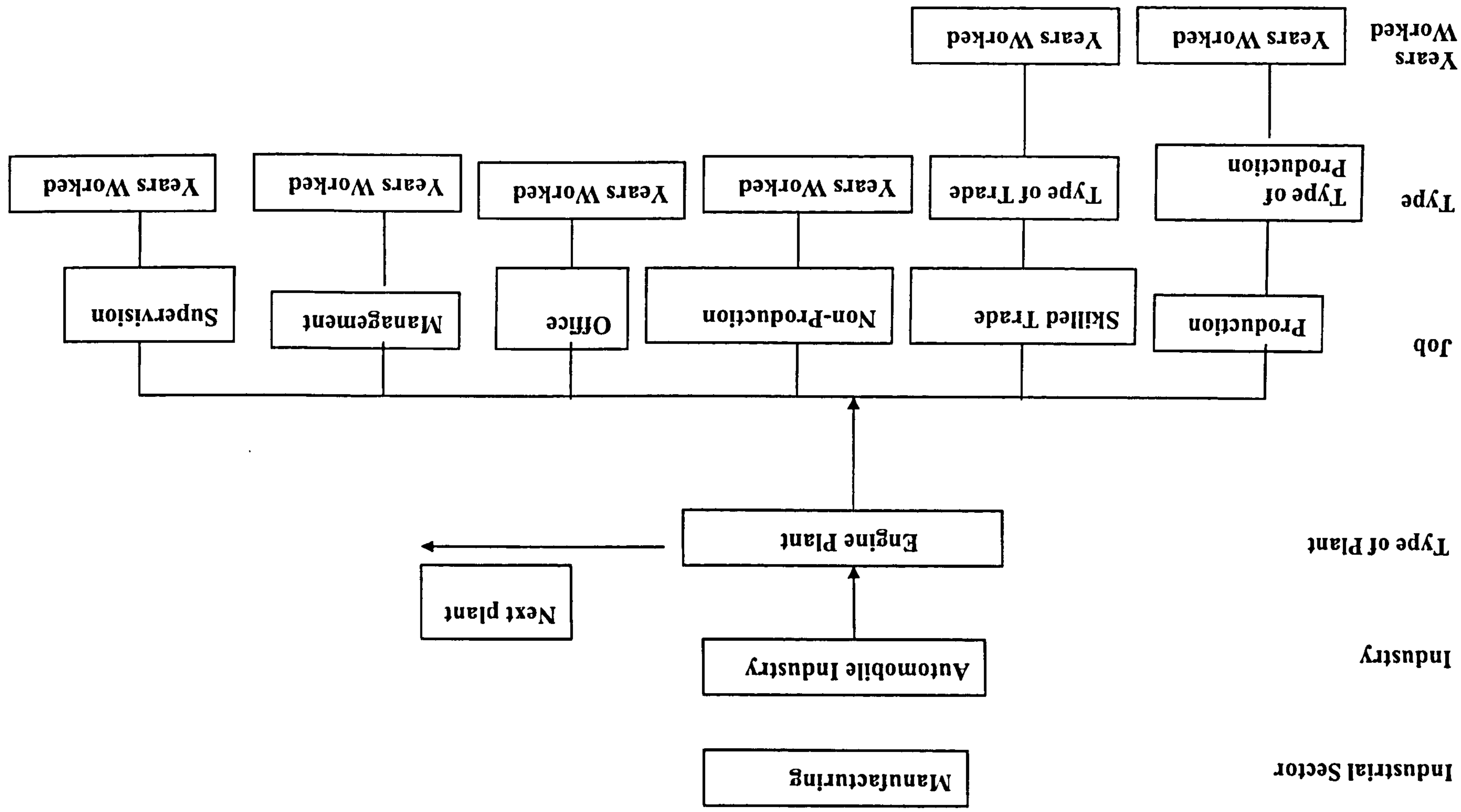
The next set of screens would permit the selection of the Industry (*see Figure 8.1*). There were 16 choices. The cancer patient was encouraged to begin by thinking about the general industry that described each of his or her jobs, rather than the particular job while employed in that specific industry. If, for example, the patient worked in an office position for an auto company, he or she would be instructed to indicate automobile industry. The particular job within that industry would be identified later in the process.

To give a specific example, the patient would be asked to begin by listing every job at which he or she had worked for at least a year. If the first job was working as an *electrical apprentice* in a automobile engine plant, the first job would be categorised

as *manufacturing*, which would be selected by touching the “Yes” button under the manufacturing choice from the 16 possible choices (see *Figure 8.5: Schematic of CROME job choices*). The next screen would list a variety of choices including *auto or other transport equipment production*. After choosing the “Yes” button, the programme would then move to another set of choices that would include *auto or truck manufacturing*. After again selecting the “yes” button, the programme would move to another screen which listed such automotive facilities as *assembly plant, foundry, engine plant, trim plant or transmission plant*. After choosing *engine plant*, the next screen would provide a list of possible jobs including *production, skilled trades, office, management and supervision*. Selecting the *skilled trades* button would then move the programme to the next screen with choices such as *electrician, mechanic, millwright, sewing mechanic, maintenance, carpenter, welder and other*.

After selecting *electrician*, for example, the programme would move to another screen where the patient would select the number of years worked and her age when she started and completed this job. The programme would then allow the patient to return again to choose one of 16 industries to begin the process over again for their next job. It would continue for each job of at least one year’s length until the occupational history was completely documented.

Figure 8.5: Schematic of CROME Project
 (Source: J. Brophy.)



8.5 Results

The original intention of the project was not to study breast cancer and occupation, but rather to collect data on the occupational histories of all cancer patients. As it turned out, following four years of data collection, the breast cancer cases made up the largest proportion of the participating cohort providing an adequate sample size from which to conduct data analysis. As this study was designed to capture limited data from a wide range of cancer patients, data regarding a few of the risk factors specifically identified with breast cancer were unavailable (Brophy, 2004). This will be discussed in greater detail in this chapter and in the following chapter on *LOHR*.

In 1999, the data collected using *CROME* was analysed by a contracted epidemiologist in consultation with the author of the dissertation and the CEO of the cancer centre. The largest single group of patients in the sample was women with breast cancer. Possible occupational factors were then examined by comparing women with breast cancer to a comparison group composed of women in the database with cancer other than breast.

There was no *a priori* hypothesis. In *Table 8.1* descriptive comparisons are made of the two groups. There is considerable similarity in characteristics such as age, socioeconomic status and smoking pack-years.

Socioeconomic status (SES) is an important variable in breast cancer research, itself a predictor of breast cancer. Because this study's personal-level SES proxy—educational achievement--was not available for nearly half of the study sample (this did not differ significantly between cases and controls), an ecological measure of SES was also included based on area of residence (*see Table 8.1*) (Baquet and Commiskey, 2000; Gorey et al.,

1998; Kelsey and Horn, 1993). This information was collected from the patients' medical charts.

The case study group was the 299 primary malignant female breast cancer patients (ICD Code = 174) (Percy et al., 1990), selected by convenience from the WRCC patient treatment roster between January 1, 1995 and December 31, 1998. The comparison (control group) consisted of 237 women with cancer other than breast who were receiving treatment at the WRCC during the same time period. The control group represented 28 different types of cancer; none of which accounted for more than 15% of the sample. The controls, with variability in age and residence, allowed for the construction of a stable logistic regression model.

Table 8.1 shows that substantial proportions of this study's aggregate sample farmed (13%) for at least a year of their adult working lives. A tentative hypothesis was tested to determine whether the occupation of farming might pose a breast cancer risk. Because of consistently observed associations with pesticide exposures, lymphoma cases were excluded (Checkoway et al., 1989; Williams et al., 1977).

The calculation of descriptive statistics among cases and controls, including stratification and adjustment, employed standard epidemiologic and biostatistics techniques (Checkoway et al., 1989). Logistic regression odds ratios (OR) were created. The logistic model regressed the key dependent variable (women 55 years old or younger with breast cancer) on the key occupational independent variable (farming) adjusting for key confounders that were available (Kleinbaum and Kupper, 1978). Covariates included age, education and smoking history. Cigarette smoking was not shown to be a confounder of this study's

findings. In this study's database smoking pack-years were not significantly associated with farming, or with breast cancer. In the interest of both parsimony and statistical power, it was removed from all of the logistic regression models.

Associations with breast cancer are displayed in *Table 8.2*. The table's left column displays hypothesised farming-breast cancer Odds Ratio (OR) point estimates and their associated 95% confidence intervals that were age-adjusted. These three models systematically replicated null findings across the following different samples: all ages; women 55 years of age or younger; and women 56 years of age or older, who had ever farmed. These null associations are consistent with most other of this field's studies that have not accounted for critical confounders such as socioeconomic status. Of greater interest are the table's centre and right columns that display socioeconomic-adjusted models, respectively, adjusted for personal (educational achievement) and ecological (census tract median household income) measures of socioeconomic status.

The point-estimates of increased breast cancer risk among farmers ranged from three to nine-fold, albeit within rather broad confidence intervals. Even granting its limitations, the consistency and size of this preliminary study's breast cancer - farming association strongly suggests that this relationship ought to be treated as a successfully tested hypothesis that warrants future examination with more rigorous epidemiologic methods.

Table 8.1: Descriptive Profiles of 299 Breast Cancer Cases and 237 Other Cancer Controls

Characteristics	Breast Cancer		Other Cancer *	
	N	%	N	%
Age at Diagnosis				
25- 46	22	7.4	28	11.8
46-55	58	19.4	42	17.7
56-65	84	28.1	60	25.3
66-75	101	33.8	72	30.4
75 and older	34	11.4	35	14.8
Education °				
Less than high school diploma	45	27.4	43	29.7
High school diploma	44	26.8	39	26.9
Some post high school education	44	26.8	37	25.5
University degree	31	18.9	26	17.9
Median Annual Household Income »				
\$15,000-37,999	72	24.1	68	28.7
\$38,000-45,999	79	26.4	56	23.6
\$46,000-59,999	68	22.7	58	24.5
\$60,000-89,999	80	26.8	55	23.2
Smoking Pack-Years				
None	208	69.6	157	66.2
1-24	52	17.4	46	19.4
25 or more	39	13.0	34	14.3
Farming Person-Years φ				
None	257	86.0	212	89.5
1-19	24	8.0	15	6.3
20 or more	18	6.0	10	4.2

° Proportion of missing data did not differ significantly between cases and controls (c2 test).

» Ecological measure; based on 70 Essex County, Ontario census tracts in 1996.

φ Includes field crop production, crop spraying and dusting, vineyard or fruit farming, greenhouse or nursery operations, livestock farming, other agricultural jobs, and other farm services.

Table 8.2: Logistic Regression Estimated Odds Ratios of The Ever Potentially Pesticide Exposed-Breast Cancer Association by Age Groups

<u>Exposure</u> <u>Age Groups</u>	<u>Estimates Adjusted for the Following Variables</u>					
	<u>Age</u>		<u>Age and Education</u>		<u>Age and Income</u>	
	<u>N</u>	<u>OR (95% CI)</u>	<u>N</u>	<u>OR (95% CI)</u>	<u>N</u>	<u>OR (95% CI)</u>
<u>Ever Farmed</u>						
All Ages	536	1.34 (0.81, 2.34)	309	1.38 (0.67, 2.83)	536	1.36 (0.74, 2.51)
Fifty-Five or younger	150	2.57 (0.75, 8.85)	89	9.05 (1.06, 77.43)	150	2.81 (0.94, 8.40)*
Fifty-six or older	386	1.18 (0.65, 2.13)	220	0.88 (0.44, 1.92)	386	1.14 (0.57, 2.28)

Notes. OR = odds ratio, CI = confidence interval.

* 90% confidence interval of (1.12, 7.05).

8.6 Discussion

The *CROME* case-control study had a number of strengths and limitations. They are discussed in the following sub-sections.

8.6.1. Strengths of *CROME*

The *CROME* study used data regarding lifetime occupational histories of study participants. It controlled for the potentially confounding influence of such socioeconomic factors as education and income status. As shown in *Table 8.2*, for women 55 years and younger, who had ever engaged in farming, there was an OR = 9.05, 95% CI (1.06 - 77.43) albeit with a wide confidence interval. The wide confidence interval was the result of missing SES data that reduced the power of the sample. Among all such women, the age and socioeconomic status-adjusted rate of breast cancer was tentatively observed to be an almost three fold excess OR = 2.81; 95% CI (0.94 - 8.40).

CROME demonstrated its potential scientific utility by being able to successfully collect the occupational histories of cancer patients. Its purpose was to act as a mechanism for hypothesis generation regarding occupational associations with cancer risk. The elevated breast cancer risk among women fifty-five years old and younger who had ever farmed was consistent with other epidemiological studies that suggested possible breast cancer risk among women employed in agriculture as delineated in the literature review.

8.6.2 Limitations of *CROME*

The *CROME* study had a number of limitations. It was not able to control for known breast cancer risk factors such as family history and oestrogen-related factors, such as use of oral contraceptives or hormone therapy, and reproductive history. Consequently, the

research team could not say with a high degree of confidence what role these factors might have had on the breast cancer risk of women employed in agriculture. The sample size was small and the use of a comparison group made up of women with cancers other than breast raises potential confounding issues.

For example, while the lymphoma cases were eliminated because they share possible common aetiologic risk factors with breast cancer, there may be other cancers that are similarly influenced, and yet, were left in the control sample.

The *CROME* generated-data was limited by its reliance on the Windsor Regional Cancer Centre (WRCC) patient medical chart to provide additional life history information to control for possible factors that might confound the findings. The *CROME* database collected data on occupational history and socioeconomic status. During the *CROME* data collection phase of the process, the research team did not have access to patient medical charts. The researchers believed that the clinic charts would provide information from each patient regarding lifestyle factors that might influence cancer risk. The *CROME* database was not designed to examine any particular cancer, but rather to collect the occupational histories of all cancer patients. The work histories would then be added to the overall information from the patient chart in order to examine the impact of occupation on cancer risk while controlling for other risk factors.

Cancer treatment centres collect a significant amount of information but a lot of it has not really been prevention oriented. And the difficulty is that because of the funding of the treatment centres, even if they do get some information it is not sent centrally where it is analysed....Each cancer centre focuses on different areas and we really need to get a template where all of them are giving the same

information and collecting the same data (Dr. Deborah Hellyer – Keith et al., 2000).

Another limitation is that *CROME* relied on the occupational category as a surrogate for exposure. The process assumed that, for example, welders were exposed to welding fumes and asbestos insulators had asbestos exposure. Most researchers engaged in case-control or even cohort epidemiological studies find it difficult to retrospectively capture occupational exposures. Length of employment in a particular occupation will often be substituted for actual exposure. There was no information about specific exposures, or their intensity. Length of time on the particular job acted as a surrogate for duration of exposure. While the approach did not capture specific exposures, it captured the effect of real life mixed exposures through the comparison of occupations.

CROME, therefore, operated on the assumption that all workers in the same occupational category shared generally the same level of exposure. Production workers in auto assembly plants would be clustered together as if they shared the same set of exposures. But in such an environment there were departments that had certain kinds of exposures such as metalworking fluids and welding, while other departments did not. These workers would, however, be grouped together which could possibly underestimate the risk of an exposed sub-set of workers. Misclassification of exposed and unexposed can bias the results and underestimate the risk (Checkoway et al., 1989). This sort of limitation could have very real consequences on the determination of breast cancer risk among a farming population in that some women might have worked with certain pesticides while other women did not. This variability in exposure is not accounted for in the *CROME* cohort.

A further limitation was the small sample size. There were only 299 women with breast cancer compared to 237 women with cancer other than breast. The small population does not yield enough statistical power to confidently establish associations. When controlling for numerous variables statistical power is further reduced.

Despite these limitations, the *CROME* data collection process demonstrated its ability to gather occupational information and generate hypotheses. The research team envisioned that the next step would be to conduct population based case-control studies to examine, with greater specificity and with larger numbers, the hypotheses generated from *CROME*.

The limitations of this preliminary study were addressed in a follow-up study designed to test the breast cancer-farming hypothesis. This new study, *Lifetime Occupational History Record (LOHR)* is described in greater detail in the following chapter of the dissertation.

8.7 Conclusion

The *CROME* project represents a step in the development of a standardised occupational history questionnaire that could be employed at cancer centers across Ontario. In an interview, Dr. Laukkanen stated:

...Our first objective is to look at new cancer cases in Essex County. We want to identify these occupations in our patients. We want to put occupational histories into the broad context of what is known about cancer in our area...Once patterns are identified and compared to patterns in the general population, we can investigate specific work categories and attempt to identify and remove the cause of the disease (Workers Health and Safety Centre, 1995, p.5).

There were also hopes that the trade unions in Ontario would carry this initiative to their own communities.

It is also important to recognize that this has been largely a labour initiative. Worker involvement in developing public health policy ensures that the right questions are asked, which is necessary if we are to get the right answers. Labour councils around the province will be encouraged to bring this project to their district health councils (Workers Health and Safety Centre, 1995,p.5)

If such data were to be collected, the resulting data set would provide many opportunities to screen other cancer-occupation-exposure hypotheses, such as the breast cancer-farming hypothesis. Findings of elevated risks and the identification of causal agents would encourage occupational cancer prevention strategies to emerge. By bringing to light this possible association in the Windsor context it validated the project's primary goal, which was to see if the collection of occupational histories might identify populations at risk.

This case study also demonstrates that a community driven occupational cancer research initiative can yield useful results. It also has implications for prevention:

Gathering occupational data is ultimately relevant to prevention. Firstly, if we define a contributory association between a particular workplace or workplace exposure it becomes possible to take steps to take away that exposure and thus, enable other people to carry out that occupation without that element of risk. The second point to make is that an awareness of cancer prevention in its various, multiple approaches will likely be a way to change cancer management most significantly. We can accomplish only so much with established cancers and a focus like this enables us to explore a territory that offers a great many opportunities. It requires something quite different than the management of an established cancer. It requires a set of attitudes and a set of commitments from a

very big population but I believe that it's an area where the rewards will be great (Interview with Dr. Ethan Laukkanen – Keith et al., 2000).

The following chapter will describe the two-year case-control study, *the Lifetime Occupational History Record (LOHR)* that emerged from the *CROME* process. The *LOHR* study was to test the *CROME* findings regarding breast cancer risk and farming.

CHAPTER 9: LIFETIME OCCUPATIONAL HISTORY RECORD (LOHR)

9.1 Introduction

This chapter presents the case study of *the Lifetime Occupational History Record (LOHR)* findings, and examines possible future initiatives based on its strengths and limitations (Brophy et al., 2004, 2000a, 2000d; Brophy and Keith, 2002a, 2002b, 2002c; Brophy 2001b).

The chapter begins by critically assessing a number of the data collection issues encountered in the *CROME* phase of the research. Secondly the political barriers that influenced the development of the case studies are outlined. Thirdly the *LOHR* methods and tools are presented and analysed. (The *LOHR* questionnaire and other research-generated material can be found in Appendices R, S, T, U, V, W,X, Y, Z, AA and BB. Fourthly the results of the research are given. Fifthly the strengths and limitations of the *LOHR* approach are explored. Finally, the new Windsor study, *the Lifetime Occupational and Environmental History Record (LOEHR)*, is presented as part of the further development of the case studies' process with an enhanced questionnaire and improved method for capturing exposures. (The new *LOEHR* questionnaire, its specific occupational modules and other research-generated material can be found in Appendices CC, DD, EE, FF, GG, HH, II, KK, LL, MM, NN, and OO).

9.2 Data collection problems

The *CROME* finding of an association between women with breast cancer, 55 years of age or younger, who had ever farmed, changed the process of occupational data

collection in Windsor, Ontario. The original objective behind the *CROME* research was to collect the occupational histories of *all* local cancer patients. *CROME* was meant as a simple registry that would be linked to the patient's medical chart. The combination of these two data sources would potentially contain a rich source of information that would detail multiple aspects of each cancer patient's life. Such a registry would also address the systemic failure to control for possible risk factors attributable to work and better comprehend its impact on cancer causality (Doll and Peto, 1981, p. 1239).

In order to introduce this data collection process it was necessary to find an inexpensive mechanism to gather the information since the provincial cancer agencies were not prepared to financially support such an undertaking (ODP, 1997,1997). The *CROME* touch screen was meant to address this lack of financial resources at the Windsor Regional Cancer Centre (WRCC), which could not afford to allocate staff to assist all cancer patients in documenting their occupational histories. So in spite of the strong support from within the WRCC, not every patient was able to participate. It was recognised by all of the community partners, such as the occupational health clinic and WOHIS that financial resources would have to be found in order to designate a full time person to be responsible for such information gathering. Cancer Care Ontario (CCO) has not viewed occupational factors as a major cause of cancer (Do, 2004), and therefore, as argued in earlier chapters of the dissertation, was not prepared to allocate the necessary resources for such an undertaking. Other funding sources were needed if this process was to continue.

Given Windsor's industrial nature, it was first conjectured that the *CROME* registry would document cancers among male industrial workers who were exposed to carcinogens in the auto plants or auto-feeder plants. The exposure of particular interest was metalworking fluids as they were previously identified as responsible for elevated cancer risk among United States autoworkers (Eisen et al., 1992; Tolbert et al., 1992). The Canadian Auto Workers (CAW) had raised their concerns about work-related cancer to the Occupational Disease Panel in 1993 and demanded recognition and compensation for a host of cancers they believed to be associated to metalworking fluids (ODP, 1995a).

There were a number of reasons this did not occur. The *CROME* touch screen was not as accessible as initially believed. Cancer patients found it onerous. Many cancer patients were not computer literate and found even this supposedly accessible method of data entry too difficult.

Perhaps a more problematic factor was the desire of the patients to talk with someone about their life and perceptions of what might have contributed to them having contracted cancer. When a WRCC staff person was made available, many work histories were collected. If staff was unavailable, then the number of participating patients declined.

Another factor was that each type of cancer had its own treatment schedule. Appointments for lung cancer patients almost always ran on time with little waiting, so the individual patients would receive treatment and then leave the centre. Breast cancer patients, on the other hand, tended to have a much longer wait, allowing

many of them time to participate in *CROME* before their treatment began. Women with breast cancer were available and also were very interested in speaking about their concerns. These women were also, as a group, less ill than, for instance, lung cancer patients and therefore, were better able and more willing to participate.

There was not, however, any attempt to select either just women or women with breast cancer. The *CROME* cohort was assembled of whosoever was available at any given time without prejudice and was willing to participate in an interview.

9.2.1 Moving away from the registry

CROME was a tool to help generate hypotheses regarding occupational causes of cancer. Once a population at risk was identified, further analysis and research would be conducted. With the finding of elevated breast cancer risk among women who farmed the project had reached a point where a decision had to be made on how this research should proceed. The breast cancer finding clearly required further investigation. There were additional risk factors, such as family history and oestrogen load factors, which were not properly controlled for and which might contribute to the observed elevated risk. There were also limited resources available at the WRCC to provide necessary staffing. These factors led the research team to submit a proposal to the Workplace Safety and Insurance Board (WSIB) for a grant to conduct a case-control study to test the breast cancer – farming hypothesis (Gorey, Brophy et al., 1999). This choice to procure research monies for a specific examination of a particular type of cancer had the consequence of the overall registry being abandoned. The outcome of this decision was to sustain in some form the collection of occupational histories of cancer patients. The only option, if

any occupational cancer research was to continue in any form, was to access funding sources available for more traditional epidemiological studies.

9.2.2 Political background

A number of political factors also influenced the choices made by the researchers. When *CROME* began in 1994, the New Democratic Party (NDP) was in power in Ontario. The NDP is historically a social democratic party with close ties to the Ontario trade unions. For example, the government supported expanding the occupational health clinics and the Occupational Disease Panel (ODP). By 1999, the Progressive Conservative party had replaced the NDP as the provincial government. The new government was less supportive towards the occupational health clinics and had abolished the ODP (Keith, 1996). There was no money available to continue *CROME*. Cancer Care Ontario (CCO) was generally unsupportive of the assertions made by labour groups such as the Ontario Federation of Labour about occupational cancer and the need for cancer registries to capture occupational histories (Rennie, 1999). Also efforts to expand the registry to other Ontario cancer centres had not proven successful (Brophy, 1995).

By 1999, however, the influence of the Ontario trade unions had been substantially reduced after almost four years of struggle against the conservative provincial government (Moore, 2001). The Canadian Auto Workers (CAW) was less interested in pursuing research regarding metalworking fluids and cancer as it had responded to the initial findings on metalworking fluids by negotiating its own 5-fold lowering of the exposure standard at the Canadian Ford, Chrysler and General Motors operations (Firth et al., 1997, p. 92). The CAW had also developed a

national cancer prevention campaign (CAW, 1998) and, with the exception of the former Holmes foundry workers in Sarnia, was not vigorously pursuing compensation on behalf of autoworkers who developed occupationally related cancer (Keith and Brophy, 2004).

The changes in the global economy and the fear of job loss also reduced the levels of challenge and confrontation, and directed the attention of the unions away from health issues such as occupational cancer (Keith and Brophy, 2004; Brophy and Keith, 1998a).

In spite of the above-cited limitations there had developed significant political, community and local labour support for examining the possible contribution of workplace exposures to cancer incidence. The decision was made to apply for funding to follow-up specifically on the breast cancer findings. The following quote from a local resident helps to explain the development:

I have some personal history with cancer. My mother, who worked in an auto plant in the city of Windsor for some twenty years was diagnosed with cancer at the young age of 49 years old and in a year's period had a radical mastectomy and eventually lost her battle with cancer and died at the age of 50. And you can't help but think that those twenty years in the workplace must have had some impact on her health and that disease that she was diagnosed with. Again, we can't buy the notion that she made all of her mistakes in lifestyle choices. There has to be something there and *CROME* would be able to provide any information to show whether there was a relationship between her occupation and cancer (Interview with Ken Bondy, CAW – Keith et al., 2000).

The District Health Council, the Women's Incentive Centre, the Windsor and District Labour Council and Essex County Medical Society provided support letters for the continuation of this research (*see Appendices Y, Z, AA and BB*: Martel, 1999; Greene-Potomski, 1999; Parent, 1999; Barnard, 1999). The research proposal was accepted and the interview process of women with breast cancer and a corresponding number of community controls began in January, 2000. The research was called the *Lifetime Occupational History Record (LOHR)*. The rest of this chapter will critically examine the methodology and findings of *LOHR*. There will also be a discussion about the research generated from this study.

9.3 Methods

Over a two-and-a-half year period (2000-2002), all female patients of the Windsor Regional Cancer Centre (WRCC) diagnosed with histologically confirmed new incident primary breast cancer (International Classification of Diseases, 9th edition; ICD-9 code = 174) (Percy et al., 1990) were invited to participate in a population-based case-control study. After an in-service training session to explain the purpose of the *LOHR* study and to identify the work instructions applicable to each department, staff in Radiation, Chemotherapy, Medical Records, New Patient Referral, Supportive Care, and Computer Services participated in patient recruitment. The medical records department screened all new breast cancer patients to confirm pathology and date of diagnosis and then forwarded a letter (*see Appendix S*) outlining the *LOHR* project to all eligible incoming patients. A follow up telephone call was made by project staff to the patient to schedule an interview at the patient's convenience (*see Appendix U*). Of the eligible breast cancer patients,

564 participated in the study. Only 3 patients declined participation, resulting in a better than 99% response rate (see Table 9.1).

Table 9.1: Female Breast Cancer Patients

	Participated in Study	Refused Participation	No. Of Patients out of Sampling Frame	Ineligible for other reasons
Female Patients	564	3	95	14

All of the breast cancer cases were diagnosed between January 1, 2000 and May 31, 2002. The interviews took place between June 1, 2000 and July 4, 2002. During the study period, a total of 29 patients were sent to neighbouring Detroit, Michigan area hospitals for treatment due to long treatment waiting times in Ontario, which was not resolved until June 26, 2000. These patients were eventually seen post treatment at follow-up appointments at the WRCC. There were 95 women with histologically confirmed breast cancer who were deemed ineligible to participate because, while they received treatment at the Windsor Regional Cancer Centre, they resided outside of Essex County. Also, there were 11 women who died before an interview could be arranged; one woman was handicapped and unable to participate; and 2 interviews were discarded due to incomplete information.

Community controls were chosen at random using POLK City Directory (1999) software and were recruited by letter (see Appendix T) and a scripted follow-up telephone call (see Appendix U). See Table 9.2 for the demographic breakdown of the community controls. The controls were matched to reflect the proportion of the

urban and rural residency of the breast cancer patients. The response rate for controls was: Windsor - 52.2%, Windsor Suburban - 53.2% and Leamington -51.8% (all communities in Essex County).

Table 9.2: Female Community Controls

	No. of Interviews Completed	No. of Letters Sent to Controls	No. Who Refused Interview	No. of Letters Returned to Sender	No. of Controls out of Sampling Frame
Windsor Female	367	1090	80	96	287
Windsor Suburb Female	173	442	29	39	78
Leamington Female	59	145	14	14	17

All subjects, cases and controls, signed informed consents (*see Appendix V*) and each was given a \$20 stipend. Subjects were informed that their participation was completely voluntary and that they had the right to withdraw themselves and/or their data from the project at any time. To protect confidentiality, participants were identified by study code only in the database.

Included in the analysis were 564 female breast cancer cases and 599 female controls (*see Appendix W*). There were 247 cases (44%) interviewed by telephone and 317 (56%) interviewed in-person. There were 420 (70%) female community controls interviewed by telephone and 179 (30%) interviewed in-person.

A comprehensive lifetime history questionnaire (*see Appendix R*) was administered to each subject by trained interviewers. Interviews were conducted in either a private office at the WRCC, at another location convenient for the patient, or by telephone. Data gathered included known or suspected risk factors along with a complete occupational history of all jobs ever worked. The questionnaire gathered data regarding height and weight (body mass index), marital status, income, education, age at menarche, menstrual history, pregnancy and breast-feeding history, menopausal status, hormone use, family breast cancer history, residential history by 3-digit postal codes, hobbies, and occupational history including age at the start and end of each job. Jobs were categorised using the National Occupational Classifications (NOC) (Human Resources Development Canada, 1992) and the North American Industrial Classification System (NAICS) (Statistics Canada, 1998b). The NOC codes, which provided more specificity than the NAICS, were used in the analysis. Because there were relatively few subjects within each of the NOCS, they were grouped together with similar or related occupations to provide adequate statistical power (*see Appendix X*).

The Canadian Auto Workers (CAW) health and safety co-coordinators for Ford, Chrysler and General Motors joined the researchers for a series of meetings to further refine the NOC codes. The five major local auto manufacturing facilities included the motor engine plants, the car assembly plant, the transmission and trim plant, and the foundry. Departments from these operations were added to the NAIC list. This refinement of the NAIC codes better reflected the actual areas of auto work in Windsor. This is a further example of the role that populations at risk can play in such research if their knowledge and experience are recognised.

The questionnaire also included questions on a range of occupational exposures: asbestos, man-made mineral fibers, dusts, second-hand tobacco smoke, engine exhaust, other smoke or particulate, metal-working fluids, solvents, paints, strippers, pesticides. Subjects were asked whether they were exposed to “none”, “a little”, “some”, “a lot” of each of the exposure agents. Agricultural workers were also asked about pesticide/herbicide exposure. Unfortunately, subjects’ recall about previous pesticide/chemical exposures proved to be limited and much of the exposure data was deemed unreliable by the interviewers or was missing. Therefore, exposure data was not ultimately included in the analysis.

On average the interviews were completed within thirty to forty-five minutes. However, interview length depended on the number of residences and jobs the participant had held.

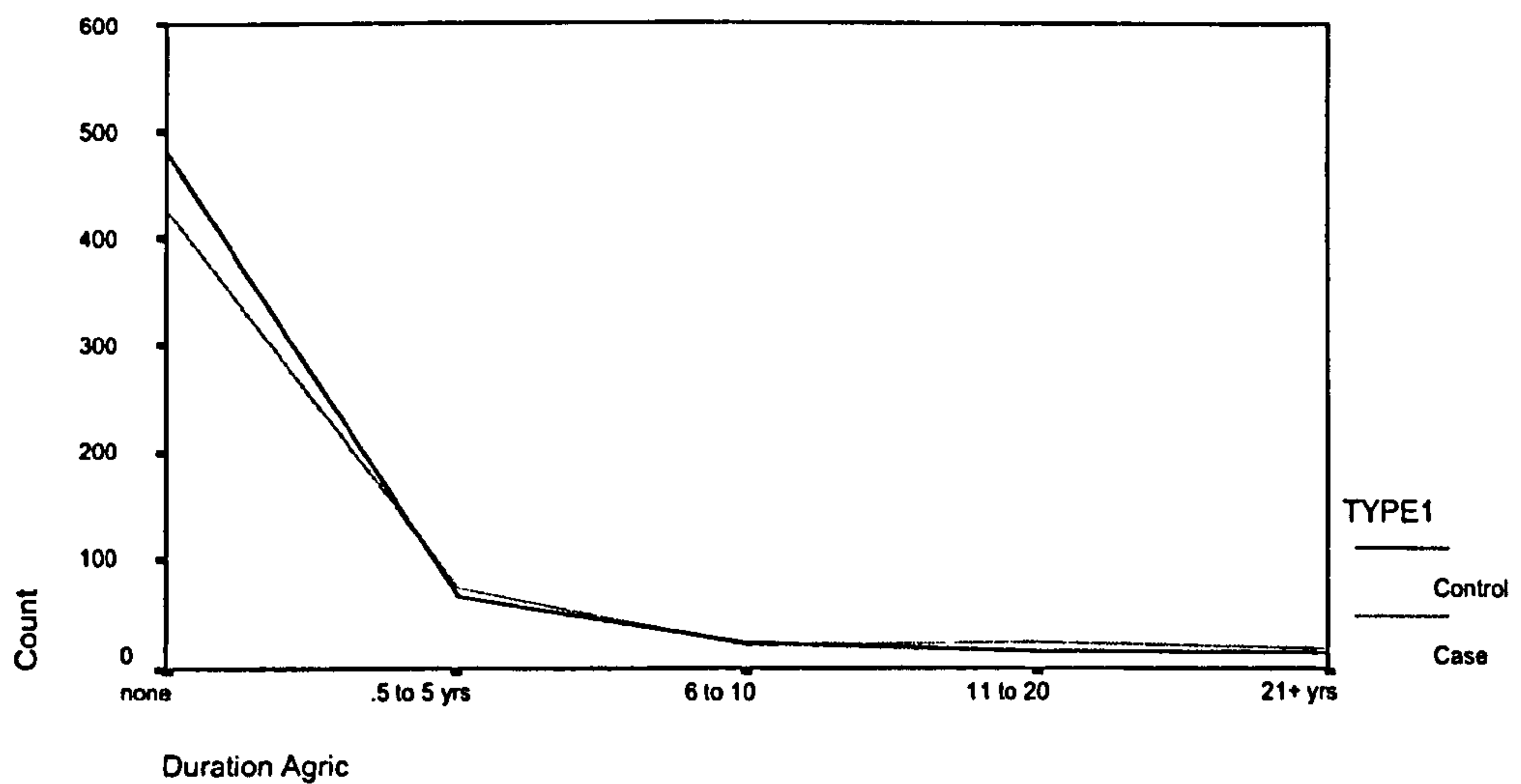
9.4 Findings

The statistical programme, Statistical Package for Social Scientists (SPSS) (Version 10), was used to conduct a three-step multivariate analysis to test the hypothesis about the possible association between breast cancer risks and work in agriculture. The calculation of descriptive statistics among cases and controls, including stratification and adjustment, employed standard epidemiologic and biostatistics techniques (Checkoway et al., 1989). A conditional logistic regression model was used to calculate adjusted odds ratios (OR) and 95% confidence intervals. The logistic model regressed the key dependent variable (breast cancer) on the key occupational independent variable (farming) adjusting for employment duration along with other confounders (Kleinbaum and Kupper, 1978).

In the initial step, cases and controls who were ever employed in agriculture were compared while controlling for duration of employment (five category ordinal variable, None, .5 to 5 years, 6 to 10 years, 11 to 20 years and 21 or more years).

As shown in Figure 9.1, the two groups were very closely matched in terms of years of duration of employment.

Figure 9.1: The distribution of cases and controls by years employed in agriculture



As shown in *Table 9.3* among the breast cancer cases there were 154 women who were ever employed in agriculture and 133 community controls who were ever employed in agriculture.

Table 9.3: Cases and Controls Employed in Agriculture

Type	Grouping of Agricultural NOCs		Total
	Yes	No	
Case	154	410	564
Control	133	466	599

The Odds Ratio (OR) for women ever employed in agriculture was 1.35 (CI 95%, 1.01 - 1.79) with a significance of 0.04. Duration did not reach statistical significance for any of the specific periods.

Step 2 in the logistic regression (See *Table 9.4*) inserted the following ordinal co-variates into the model: Age at diagnosis (mean age of cases = 60.33, mean age of controls = 58.64); education level; annual household income; body mass index; number of pregnancies; years of oral contraceptive use; months of breast feeding; years of cigarette smoking; alcohol use and marital status.

Table 9.4: Descriptive Profile of 564 female Breast Cancer Cases and 599 female Community Controls

	Breast Cancer Cases		Community Controls	
	No.	% of Total	No.	% of Total
Age at diagnosis (years)				
age less than 40	30	2.60%	42	3.60%
41-50 years	109	9.40%	140	12%
51-60 years	145	12.50%	165	14.20%
61-70 years	134	11.50%	120	10.30%
71-80 years	100	8.60%	93	8.00%
81 years >	46	4.00%	39	3.40%
Education				
some elementary school	6	0.50%	8	0.70%
completed elementary school	29	2.90%	29	2.50%
some high school	84	7.20%	92	7.90%
finished high school	248	21.30%	207	17.80%
some college/university	54	4.60%	89	7.70%
college graduate	69	5.90%	94	8.10%
university graduate	63	5.40%	70	6.00%
advanced postgrad degree	11	0.90%	10	0.90%
Household Income Level				
less than \$20,000.	43	4.00%	33	3.10%
\$21,000 to \$40,000	109	10.20%	127	11.80%
\$41,000 to \$50,000	83	7.70%	72	6.70%
\$51,000 to \$75,000	192	17.00%	182	17%
\$75,000 plus	97	9.00%	134	12.50%

	Breast Cancer Cases		Community Controls	
Body Mass Index¹ (Kilograms) at Interview				
Missing Values	31	2.70%	34	2.90%
37 to 51 Kilograms	32	2.80%	36	3.10%
52 to 65 Kilograms	189	16.30%	203	17.50%
66 to 80 Kilograms	189	15.50%	189	16.30%
81 Kilograms>	132	11.30%	137	11.80%
Number of Pregnancies				
Never	68	5.80%	69	5.90%
1 to 3	333	28.60%	364	31.30%
4 to 6	135	11.60%	146	12.60%
7 to 9	25	2.10%	15	1.30%
10>	3	0.30%	5	0.40%
Years of Oral Contraceptive Use				
Missing Values	274	23.60%	264	22.70%
Never Used	34	2.90%	35	3%
1 to 5 years	121	10.40%	152	13.10%
6 to 10 years	76	6.50%	79	6.80%
11 years>	59	5.10%	69	5.90%
Months of Breast Feeding				
Missing Values	378	32.50%	370	31.80%
1 to 12 months	143	12.30%	172	14.80%
13 to 24 months	31	2.70%	33	2.80%
25 to 36 months	4	0.30%	12	1%
37 months >	8	0.70%	12	1%
Years Smoked Cigarettes				
Did not Smoke	316	27.20%	328	28.20%
1 to 5 years	29	2.50%	25	2.10%
6 to 10 years	24	2.10%	26	2.20%
11 to 20 years	36	3.10%	63	5.30%
21 years >	159	13.70%	157	13.50%
Alcohol Use				
Never Used Alcohol	123	10.60%	88	7.60%
Past User of Alcohol	138	11.90%	54	4.60%
Occasional Alcohol Use	182	15.60%	300	25.80%
Current User of Alcohol	121	10.40%	157	13.50%
Marital Status				
Married or Common Law	391	33.60%	429	36.90%
Separated or Divorced	39	3.40%	48	4.10%
Single	31	2.70%	29	2.50%
Widow	102	8.80%	93	8%

¹ Body mass index = weight(kg)/height² (m)

This step also included the following dichotomous co-variates (See Table 9.5): *mother ever had cancer* (yes or no); *ever pregnant* (yes or no); *ever used hormones* (yes or no); *ever smoked tobacco* (yes or no); *ever breast fed* (yes or no); *ever used oral contraceptives* (yes or no); and *ever resided on a farm or lived within a mile of a farm* (yes or no). *Years lived in Essex County* was a continuous variable within the model. Ever worked in agriculture had an OR = 1.24 (CI 95%, .92 - 1.7) with both *age* OR = 1.01 (CI 95%, 1.0 - 1.02) and *alcohol use* (1) OR = 1.9 (CI 95%, 1.2 - 3.0).

Table 9.5: Descriptive Profile of 564 female Breast Cancer Cases and 599 female Community Controls

	(Dichotomous Variables)							
	Breast Cancer Cases				Community Controls			
	Yes	%	No	%	Yes	%	No	%
Mother Ever Had Cancer¹	125	(10.9%)	431	(37.5%)	146	(12.7%)	447	(38.9%)
Ever Pregnant²	495	(43%)	65	(5.6%)	527	(45.8%)	64	(5.6)
Ever Use Hormones	261	(22.4%)	303	(26.1)	263	(22.6%)	336	(28.9%)
Ever Smoke Tobacco	249	(21.4%)	315	(27.1%)	273	(23.5%)	326	(28%)
Ever Breast Feed	378	(32.5%)	186	(16%)	370	(31.8%)	229	(19.7%)
Ever Used Oral Contraceptives³	289	(25%)	273	(23.6%)	339	(29.3%)	256	(22.1%)
Ever reside on a farm or live within a mile of a farm⁴	253	(22.2%)	305	(26.7%)	247	(21.6%)	337	(29.5%)

1 Missing Cases = 14 (1.2%)

2 Missing Cases = 12 (1%)

3 Missing Cases = 6 (.5%)

4 Missing Cases = 21 (1.8%)

The final step in the conditional logistic model added the major NOC groups (*auto related manufacturing; clerical -computer- writer; communications; dry cleaning; education and library; petrochemical; finance and insurance; food processing; food service; hair dressing; manufacturing-engineering managers; other managers-*

lawyers- paralegals-architects; policy- skilled sales; health care including dental; janitorial; other manufacturing; plastics; printing-painting- construction; retail social service; textile; transportation-gas station-customs- security; unemployed outside the home; animal care; sports-arts; pest control; postal; mining-logging; landscaping; and home care). In the third step conditional forward model all the occupations interacted with age.

At this stage there were 1026 cases (N = 506) and controls (N = 520) with 137 missing (11.8%) (see *Table 9.6*). The odds ratio for *ever worked in agriculture*, controlling for duration and the above listed co-variables interacting with the remaining occupations, was OR = 2.80 (CI 95%, 1.6 – 4.8). If one ever worked in agriculture and then was employed in auto-related manufacturing, the odds ratio was OR = 4.0 (CI 95%, 1.7, 9.9). If one ever worked in agriculture and then was employed in health care, the odds ratio was OR = 2.7 (CI 95%, 1.1 – 4.6). *Age* ((OR = 1.0 (CI 95%, 1.0 – 1.02)) confirmed the generally observed trend that breast cancer incidence increases with age. There was a statistically significant two-fold increase of breast cancer incidence in this logistic model among women *who were past users of alcohol*.

Table 9.6: Logistic regression-estimated odds ratios (ORs) of women ever employed in agriculture		
	Odds Ratio (ORs)	95.0% C.I.
Ever Worked In Agriculture	2.8 ^φ	(1.6 - 4.8)
Worked in Agriculture and then Auto-related Manufacturing	4.1 ^π	(1.7 - 9.9)
Worked in Agriculture and then in Health Care	2.3 ^ψ	(1.1 - 4.6)
Age	1.0 [*]	(1.0 - 1.03)
Alcohol Use	2.0 ^{**}	(1.3 - 3.2)

^φ Sig. = .000

^π Sig. = .002

^ψ Sig. = .02

^{*} Sig. = .005

^{**} Sig. = .003

9.5 Discussion

The findings of the case study point to increased breast cancer risks from farming exposures. From a practical standpoint, the development of knowledge on such hazards as those which may be more prevalently experienced in certain workplaces (for example, increased risk of breast cancer due to pesticide and herbicide exposure among farmers) is extremely important for the development of appropriate public health efforts on prevention. It is well known that most cancers (breast and others) are probably the result of complex interactions of genes and environments. The more we know about one of these factors, the better able we will be to design preventive strategies. It should be noted that if a particular cancer were caused by the interaction of a gene and a particular environmental carcinogen, then removal of the offending substance from the environment would help to reduce the risk of cancer from occurring, even though one causative component is genetic. It is also important to account for timing of exposure, since from our understanding of the possible deleterious role of endocrine disrupters this factor could be significant.

The steady increase in the incidence of breast cancer in Canada suggests exposure to occupational and environmental agents plays a role in the genesis of this disease (Davis et al., 1997b). The majority of breast cancer cases cannot be explained by the widely accepted list of attributable risks (Kelsey and Gammon, 1990; Madigan et al., 1995; Henderson et al., 1996; Welp et al., 1998). Therefore, there is a need to test for other potential risk factors (Brophy, 2004). There is more good evidence that exogenous chemicals are contributing to the overall incidence (Aronson et al., 2000; Wolff et al., 1996; Krieger, 1989). One area that should receive particular attention is the family of synthetic substances that “mimic” estrogens (xenoestrogens). This group includes organochlorine pesticides, polycyclic aromatic hydrocarbons, organic solvents and plastics (Welp et al., 1998; Allen et al., 1997; Davis et al., 1997a; Epstein et al., 1997; Johnson-Thompson and Guthrie, 2002; Goldberg and Labreche, 1996; Millikan et al., 1995; Petralia et al., 1999a; Teppo, 1998).

The findings of the *LOHR* study are also in keeping with the findings of other studies. Duell et al. (2000) presented a complex picture of the association between farming and breast cancer risk in women with and without pesticide exposure that supports the *LOHR* study’s conclusions. The Odds Ratio was below that expected for farming women when analysed without controlling for pesticide exposure or the use of protective equipment. However, women who reported being present in the fields during or shortly after pesticide application had an 80% increased risk of developing breast cancer (OR = 1.8, 95% CI 1.1 – 2.8). The authors concluded that while farming may not present an elevated risk per se, farming women exposed to pesticides may have an elevated breast cancer risk (p. 329) (*see chapter 5*).

LOHR findings are also consistent with a Canadian study conducted in British Columbia that reported a possible elevated breast cancer risk among farmers (Band et al., 2000). The researchers sought to investigate occupations while controlling for known or suspected hormonal risk factors. Though women were stratified by pre- and post-menopausal status as well as by both combined, it was with the combined pre- and post-menopausal group, that a three fold elevated breast cancer risk among women ever employed in fruit and other vegetable farming (OR = 3.11, 90% CI 1.24 – 7.81) was found. There was a seven fold elevated breast cancer risk among women ever employed in other vegetable farming (OR = 7.33, 90% CI 1.16 – 46.2). Although the British Columbia study had greater statistical power, the methodology was quite similar. The researchers controlled for many of the same breast cancer risk factors, again having to rely on occupation as a surrogate for actual exposures (*see chapter 5*).

Biological and toxicological evidence also help to explain the *LOHR* findings. While 2,3,7,8-tetrachlorodibenzo-*p*-dioxin has anti-estrogenic properties and is protective of adult animals for breast cancer from carcinogen exposures, there is evidence from animal testing that prenatal exposure to dioxin may increase the susceptibility to mammary cancer (Brown et al., 1998). This research poses a new hypothesis that may help to further clarify the possible biological dimension of prenatal exposure to endocrine disruptors and the occurrence of breast cancer in humans (*see Chapter 4*).

The scientific literature suggested that female breast tissue may be more susceptible to tumour initiation and progression during periods of great morphological and biochemical change, that is, from puberty to time of first pregnancy and possibly continuing throughout the reproductive years. The cells in the immature, developing breast are not yet differentiated and cells are dividing at a greater rate than later in life (Kuller, 1995). The susceptibility of cell mutation, coupled with the greater propensity of undifferentiated cells to bind with carcinogens, and thus trigger DNA damage, means the exposure of younger women to exogenous toxins can be crucial (Clark et al., 1997). Furthermore, later reproductive factors, which will influence estrogenic load, can influence this risk (*see Chapter 4*).

9.5.1 Limitations of LOHR

The first case study (*CROME*) and second case study (*LOHR*) primarily found and then tested associations with specific occupations, such as farming, but neither of these studies could adequately control for specific exposures. *CROME* relied on the general occupation to represent exposures. The *LOHR* study did control, unlike *CROME*, for other breast cancer risk factors, such as family history and oestrogen load. While *LOHR* attempted to gather much more detailed information through the interview process about specific exposures, it was not able to identify actual causative agents by relying on the historical recollection of the interviewees regarding possible exposures and their intensity. Unfortunately, many of the patients and community controls were not aware of their specific exposures. There were so many gaps in the data that this exposure information could not be utilised in the analysis. It is possible that the actual breast cancer risk among the women in the *LOHR* cohort who had ever worked in agriculture and had exposure to pesticides is

even higher because the unexposed are aggregated with the exposed, and thus, may be statistically diluting the risk. Such non-differential misclassification decreases the probability of detecting associations and tends to underestimate the actual risks (Blair et al., 1993). Neither method reliably captured exposure information.

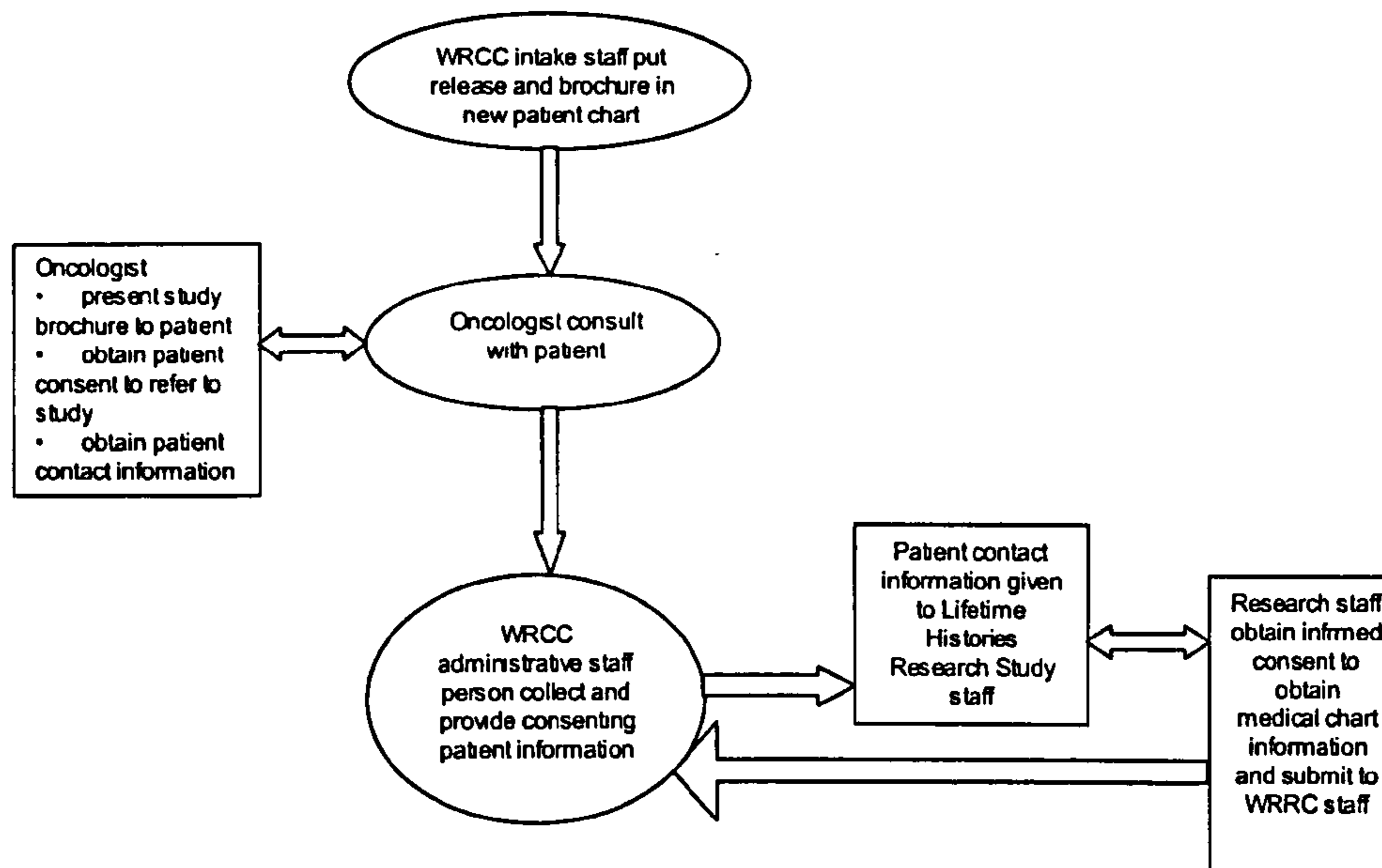
Another limitation of the *LOHR* case control study was the limited sample size. A minimum sample size of 1,000 is recommended for such a study to be meaningful (Siemiatycki, 1995).

9.6 Revised new study: Lifetime Occupational and Environmental History Record (LOEHR)

A new research team (see Acknowledgements) was assembled to continue the process of collecting the occupational histories of women with breast cancer. The new study, the *Lifetime Occupational and Environmental History Record (LOEHR)* received three funding grants to cover the costs of a new three-year case control study (Brophy et al., 2004c, 2003a, 2003b, 2003c) (*see Appendix B, NN*).

Each year for three years beginning in September 1, 2003, 335 women with breast cancer and 335 community controls (for a total of 2010 subjects over three years) will complete the *LOEHR* questionnaire assisted by fully trained interviewers. The estimated number of participating cases is based on the projected annual WRCC catchment area caseload of approximately 353 new incident cases and an expected 95% response rate or better (*LOHR* achieved a 99% response rate).

Figure 9.2: WRCC study recruitment process



An in-service session was held with WRCC oncologists and administrative staff to explain the purpose of the research and their role in the recruitment process.

WRCC oncologists will seek, from their newly diagnosed female breast cancer patients, written consent to be referred to the study (*see Figure 9.2*) (*see Appendix HH*). A WRCC administrative staff person will screen all new breast cancer patients to confirm pathology and date of diagnosis. Research staff will then forward letters of information outlining the study to all eligible patients. Follow-up telephone calls will then be made by project staff to the patients to schedule interviews at the patients' convenience after obtaining written informed consent (*see Appendix HH*).

Community controls will also be recruited using methods that proved effective in the *LOHR* study. Letters, inviting recipients to participate in research exploring

“risk factors for breast cancer,” will be sent to randomly-selected households obtained through the generation of random telephone numbers linked to addresses (*see Appendix II*). The letters will not specifically target occupational or environmental risk factors in order to minimise selective recruitment and reporting bias. The letters will then be followed up with telephone calls by project staff inviting the recipients’ participation (through past experience, it is estimated that approximately 2,400 randomly mailed letters will be required to recruit 335 valid controls each year). Cases and controls will sign letters of informed consent and will be offered remuneration of \$20 to offset parking, travel costs and inconvenience. Subjects will be informed that their participation is completely voluntary and that they have the right to withdraw themselves and/or their data from the project at any time (*see Appendix JJ*). To protect confidentiality, participants will be identified by study identification code only in the database. Both the University of Windsor (the host institution) and the WRCC Ethics Committee have approved this procedure (*see Appendix KK*).

The *LOEHR* questionnaire (*see Appendix CC*) is an enhancement of the questionnaire used in the *LOHR* study with adaptations based on questions and approaches from other validated occupational cancer questionnaires (US Department of Health and Human Services, 1998; Stewart et al., 1996; Siemiatycki, 1991). In consideration of the limited stamina of patients undergoing treatment, the questionnaire has been designed to gather only data pertinent to the focus of this study or those factors, which may act as potential confounders. The *LOEHR* questionnaire will capture traditional risk factors (Gail and Costantino, 2001; Gail et al., 1989), such as intrinsic and extrinsic oestrogen load; parity; lactation (Enger et

al., 1997); menstrual and menopausal history; use of hormone replacement therapy and oral contraceptives (Lippman et al., 2001; Brinton et al., 1998; Malone et al., 1993; Brinton et al., 1988); family history data (Sattin et al., 1985; King, 1990; Sasco et al., 1993; Thomas, 1993); indicators of socioeconomic status (SES); physical activity; weight and body mass index (BMI) (van den Brandt et al., 2000; Carpenter, 1999; Coogan and Aschengrau, 1999; La Vecchia et al., 1997; Huang et al., 1997; Franceschi et al., 1996; Mannisto et al., 1996; Taioli et al., 1995); alcohol use (Goldberg et al., 2001, pp: 11- 14); detailed lifetime occupational history (which will provide data for the assessment of exposures, including duration, dose, age when first exposed); residential history by three-digit postal code for mapping of cases and spatial analysis (Besag and Newell, 1991); shift work and night work history (Davis et al., 2001; Schernhammer et al., 2001; Hansen, 2001); parental occupations and other indicators of prenatal and perinatal exposures (Vatten et al., 2002; Brown et al., 1998; Kristensen et al., 1996); childhood exposures (Davis et al., 1998; Weiss et al., 1997; Clark et al., 1997; Kuller, 1995); smoking history (including second-hand smoke) (Manier et al., 2001; Johnson et al., 2000; Morabia et al., 2000; Morabia et al., 1996); Great Lakes fish consumption (Daly, 1993; Jacobson and Jacobson, 1993; Swain, 1991); household exposures; hobbies; and oestrogen and progesterone receptor status of the tumour (the latter to be extracted from patient medical record) (Zheng et al., 2000; Petralia et al., 1999a; Dewailly et al., 1994). Key variables, such as occupational histories, are placed near the beginning of the questionnaire, followed by questions regarding moderating and intervening factors. Less taxing questions are placed at the end under the assumption that increasing fatigue may influence recall.

9.6.1 Addressing the issue of exposure

An expert panel will assess and classify each job and designate likely exposures.

This study employs an improved method for assessing past occupational exposures.

There are three approaches commonly used in community-based occupational cancer case-control studies to assess past exposures: 1) self-reported exposure data; 2) job-exposure matrix; and 3) assessment by an expert panel (Fritschi et al., 2003; Teschke et al., 2002; Benke et al., 2001; Weston et al., 2000; Kauppinen et al., 1998; McGuire et al., 1998; Siemiatycki et al., 1997; Fritschi et al., 1996; Cantor et al., 1995; Siemiatycki, 1995; Kauppinen, 1994; Dosemeci et al., 1994; Messing et al., 1994; Plato and Steineck, 1993; Goldberg et al., 1993; Kauppinen et al., 1992; Gilks and Richardson, 1992; Sieber et al., 1991; Siemiatycki et al., 1989).

Elements of each approach are being incorporated into *LOEHR* (see *Appendices DD, EE, FF, and GG*). Self-reported data is gathered through structured interviews with open-ended, probing questions by a fully trained interviewer. The interview elicits a complete work history. Detailed exposure characterisations, particularly for endocrine disruptors, are sought for local industries (automotive, plastics, pharmaceutical, distilleries, and agriculture) and industries which have traditionally employed women, such as health care, sales, service, clerical and education. An expert panel will make exposure assessments. The expert panel will be comprised of several members of the research team and staff from the Occupational Health Clinics for Ontario Workers (industrial hygienists, occupational physicians, and researchers). The panel will be “blind” as to whether data relates to cases or controls. It will review data, evaluate job histories (coded by industrial classification North American Industrial Classification System (NAICS) (Statistics Canada, 1998)

and occupational classification National Occupation Classification System (NOCS) (Human Resources Development Canada, 1992) and will classify exposures using compiled information. Dose will be estimated and recorded as a gradient of 0 to 4. Duration of exposure will be determined from interview data regarding the length of time on a specific job and the subject's recollection of time spent in the actual exposure, in conjunction with expert panel assessment. This process will be streamlined as time goes on -- assessments made and information gathered for previous jobs will be useful in the assessment of subsequent jobs.

Particular effort will be made to examine agricultural exposures. Focus groups of men and women with experience working on farms in Essex County will be convened to help develop exposure profiles and hazard maps for different historical periods (Keith et al., 2003a, 2003b; Keith et al., 2002; Keith and Brophy, 2003a, 2003b). The scientific literature on effective risk assessment and pesticide reporting will also be analysed (Acquavella et al., 2002; Coble et al., 2002; Wood et al., 2002; Dosemeci et al., 2002).

9.7 Conclusion

The Lifetime Occupational History Record (LOHR) evolved from the initial *CROME* finding of elevated breast cancer risk among women who were 55 years of age or younger who ever farmed. The *CROME* findings were not able to control for numerous risk factors that might have impacted on the results. *LOHR* would address for some of the limitations in the *CROME* design. *LOHR* would test the hypothesis regarding breast cancer risk and farming, while controlling for a wide array of potential lifetime risk factors. The *LOHR* study provides evidence of an

association between farming and breast cancer risk, as well as a possible interactive effect between occupational farming exposures and subsequent exposures in other occupational environments. It might be extrapolated that exposure to pesticides or other farm exposures initiate the breast cancer process and subsequent exposures to agents in auto-related industry, health care or other industries act as promoters. This interactive effect requires further study and consideration. Moreover, we need a clearer understanding of the effects of farming exposures during the early periods of life when breast tissue is most vulnerable. This would fill a glaring gap in our occupational cancer knowledge base and aid our general understanding about the causes of breast cancer.

This chapter described the *LOHR* study that constitutes one of the two central research case studies of the dissertation. Both studies found associations between breast cancer risks for women who were employed in agriculture. These findings are consistent with other epidemiological reports (Duell et al., 2000; Band et al., 2000). The research was meant to address a gap in society's efforts to prevent cancer by identifying possible working populations that were at "elevated risk" due to exposures at work. Such knowledge would lay the framework for a cancer prevention strategy.

The *CROME* and *LOHR* grew out of a convergence of occupational health activity, community pressure, and the willingness of a portion of the medical staff at the Windsor Cancer Treatment Centre and at the Occupational Health Clinics for Ontario Workers in Windsor to explore possible occupational associations and cancer aetiology.

The next chapter will evaluate the research questions and objectives posed by the dissertation.

Theris
Habb

University of Stirling
Faculty of Human Sciences
Occupational and Environmental Health Research Group

James Thomas Brophy
Registration # 9970692

Cancer and Work in Canada with particular reference to occupational risk factors in breast cancer patients in one community and related selected research methods used to investigate those factors.

Volume 2

Submitted for the degree of Doctor of Philosophy

May, 2004

James Thomas Brophy

CHAPTER 10: EVALUATION

10.1 Introduction

The chapter critically examines the research findings, and the extent to which the research questions posed in the thesis were answered. These relate firstly to an assessment of the dominant medical/scientific view of cancer causation, particularly the contribution of occupation to cancer, and how and why this has affected public health policy and practice in Canada. They relate secondly to an exploration of recognised alternative views on cancer causation that acknowledge the role of exogenous risk factors, such as exposures to toxic substances, in cancer causation. They relate thirdly to how an assessment of a community based occupational history data collection initiative can contribute to advancing our scientific understanding of associations between work and cancer, in general and work and breast cancer in particular. More specifically, the thesis sought to find out if data derived from an occupational history questionnaire could provide insight into the potential association between breast cancer risk and farming.

The research process that evolved from the initial CROME stage through to the LOHR case control study and now to the new LOEHR research are also critically examined. The evaluation is intended to offer a view of the bigger occupational health picture linked to the research aims and objectives of the thesis. The findings are discussed in terms of their generalisability in different geographical, occupational and industrial settings within Canada and beyond.

In addition to examining the scientific aspects of the research, the impact on cancer policy and practice will also be highlighted. Its relevance to the work of women's

organisations, trade unions, medical and scientific professionals is discussed as this endeavour was the primary motivation for the research initiative.

The lessons arising from this collaborative research undertaking are critically examined. The particular strengths that exist within the Windsor community are assessed. The scientific and policy-related limitations of the CROME-LOHR process are then summarised.

10.2 Addressing research questions on science, policy and practice

Earlier chapters shed light on the research questions related to science, policy and practice. They revealed that occupational cancer research is politically influenced, thereby negatively affecting breast cancer prevention policies. The scientific debate about cancer causality was influenced by the views of Hueper and Carson, then circumscribed by the much narrower Doll-Peto school of thought and then widened by the Epstein perspectives which once again brought occupation and environment into the cancer causation and 'cancer epidemic' arena. The dominant view of cancer causality and cancer epidemiology in Canada, however, remains as Doll and Peto espoused it.

The lifestyle argument and related campaigns have not won the war on cancer. While there is some improvement in survivability with certain cancers, this general approach has not succeeded in reducing the overall incidence of cancer, nor has it produced a marked reduction in overall cancer mortality (see Chapter 3 for broader discussion of this issue).

10.2.1 Review of literature shows science is influenced by politics

Political and economic interests have circumscribed the scientific literature and reinforced the lifestyle perspective towards cancer aetiology in spite of mounting evidence to the contrary. The rise of the incidence of cancer in the second half of the twentieth century lends credence to the analysis of Epstein and others who suggest exogenous exposures are a significant contributor to this multifactoral disease.

The occupational and environmental causation hypothesis has relevance to breast cancer since the majority of cases occur among women who do not exhibit known or suspected risk factors. While diet, alcohol and to a much lesser extent, tobacco, currently appear to increase risk, particularly if women's age and menstrual status are taken into account, few researchers would identify them as the primary exogenous risk factors for breast cancer aetiology. The emerging theory on the role of xenoestrogenic substances offers a more complete theoretical context to the evaluation of the role of endocrine disruption in increased susceptibility to hormonally mediated cancers, and provides a more comprehensive explanation for the continuing rise in breast cancer incidence. The new insight into the significance of life cycle timing of exposure and the almost counterintuitive impact of low versus high dosages further strengthens the proposition regarding the possible causal relationship between synthetic chemicals and breast cancer risk. Thus, the critical review of breast cancer aetiology lends greater weight to the views of Dr. Epstein and others on the underlying reasons that industrial countries are losing the war against cancer (Epstein, 1998a).

This critical review also had particular relevance to the issue of occupationally related cancer in general. Doll's challenge was to collect the work histories of cancer patients in order to accurately ascertain the contribution of work exposures to overall cancer incidence.

On present knowledge, therefore, it is impossible to make any precise estimate of the proportion of the cancers of today that are attributable to hazards at work (let alone how many future cancers may arise for past occupational exposure during the years before 1980), and none of the estimates that have been made are claimed to be anything more than informed guesses (Doll and Peto, 1981, p.1239).

His challenge has, until now, never been met. Not a single American state cancer registry, in spite of the provision of Congressional monies to collect occupational histories, has undertaken such an effort (Infante, 1995). Nor do Canadian cancer registries include occupational history data. Such data could help shed light onto the real impact of work on cancer causality. The adoption of occupational history data collection on a system-wide basis would require a different scientific and political perspective on the part of cancer agencies.

Industrial workers, despite their known exposures to carcinogens at work, remain almost invisible to cancer agencies. Social class, as a factor, is unacknowledged in Canada by the dominant cancer agencies. The particular risk factors associated with cancer are commonly presented as if everyone in society makes lifestyle choices equally and without social and structural pressures (Tomatis and Huff, 2001).

10.2.1.1 Case studies social class hypothesis

The case studies add support to the hypothesis that social class helps to shape individual choices. It reveals that women employed in agriculture were not consulted about the chemicals they were expected to use. They were not informed about any health risks possibly associated with such work. In order to make a living they unknowingly assumed risks. This is the condition that working class people generally confront. Cancer agencies seem to be unaware that workers are not generally able to choose their working and living environments as the more affluent can.

The social class bias of cancer agencies extends into more aggressive opposition to scientists like Epstein who challenge conventional cancer prevention strategies as inadequate and wrongly focused. Popular groups such as trade unions and women's health movements, on the other hand, are demanding greater attention towards addressing some of the systemic causes of cancer, such as the tolerance of the rights of industries to manufacture products, and generate pollution, and create occupational exposures that ignore the rights of the ordinary person to a safe and healthy society.

Workers, however, have little political power to shape their work environments in such a way as to meet their needs for safe and meaningful work. Canadian cancer agencies and provincial Worker Compensation Boards underestimate and underreport occupationally related cancer while assigning few resources to either primary prevention related to occupational exposures or to research into work-related causes (Shannon and Lowe, 2002; Ontario Federation of Labour, 1999b).

10.2.1.2 Case studies support criticism of the dominant theories of cancer causality

The Windsor research findings affirm the perspective that occupationally related cancer continues to go undocumented and unrecognised. Women employed in agriculture were not recognised as having any particular cancer risk. The CROME and LOHR research studies demonstrated that there might be an explanation for their breast cancers other than family history or misfortune. By documenting their occupational histories, another possible influence on disease aetiology is available and the dominant views of the cancer agencies about the cancer aetiology are challenged if not modified. Such findings also question the automatic rights of employers to offload the costs of cancer treatment onto society as a whole. Acceptance of the work relatedness of some breast cancers would transfer associated costs through workers compensation board premiums back to the industries deliberately or accidentally producing and/or selling carcinogens. The current policies and practices that protect industry from economic responsibility reduce public and worker pressure for amelioration of working conditions and for greater regulatory control to ensure protection.

An alternative view of cancer causality would include an understanding of and greater emphasis on cancer as a multifactoral disease. The literature suggests that the process of carcinogenesis goes through a maturation process from initiation, to promotion, to progression. It follows, therefore, that elimination of risk factors along this continuum could substantially reduce the overall incidence. An approach to cancer prevention that recognises the influence of class and acknowledges the knowledge and experience of workers would evoke new scientific paradigms that would connect the vital role of the populations at risk in identifying and formulating

coherent practices to reduce exposures to carcinogens, in partnership with researchers. Furthermore, social policy would be based on the Precautionary Principle in the face of scientific uncertainty.

Thus, the review of the scientific literature, recognising the insights of Epstein and others, informed the decision of a group of Windsor public health advocates and trade union health and safety activists to develop a research strategy to collect the occupational histories of cancer patients in order to better address the issue of cancer causality. It would serve to test ideas and suspicions that many of the activists had gleaned from their own experience in the workplace. They viewed suspected and known carcinogens at work as deleterious to their health and believed that workers were developing cancer due to these exposures. By examining the work histories of cancer patients they sought to produce evidence that might lead to pressure for changes in the work environment.

10.3 How the case studies address the conflict

Table 10.1 has been prepared to demonstrate some of the key components of the scientific conflict between Doll – Peto versus Epstein and ways in which the Windsor occupational data collection of cancer patients attempted to resolve this controversy through the use of a questionnaire that captured many of the potential cancer risk factors, including occupational ones.

Table 10.1: Case studies' response to contrasting perspectives on causality			
Perspective	Doll-Peto and the <i>Causes of Cancer</i> (1981)	Epstein and the <i>Politics of Cancer</i> (1979, 1998)	Relevance to design of the questionnaire and overall research approach
Causes	Lifestyle	Occupational and environmental contaminants	Inclusion of additional plausible putative factors
Trends in Cancer Incidence	Stable or Decreasing	Increasing, epidemic	Promotion of wide spread adoption of community-based occupational history registries
Analytical Assumptions	Exclusion of elderly, African Americans, and unproven occupational cancer sites and substances. Inclusion of tobacco	Inclusion of elderly, separate data analysis by race, consideration of all cancers potentially associated with occupational and environmental exposures. Inclusion of tobacco as synergist	Questions of age, race, sex, socio-economics. Consideration of all cancer sites (<i>CROME</i> only) and all substances. Includes analysis of multiple factors
Exposure	Voluntary, "Blame the Victim"	Involuntary as well as voluntary	Questions on voluntary and involuntary exposures
Focus	Treatment and cure	Primary prevention	Identification of causative factors for purposes of primary prevention
Research Strategy - Major Tools	Epidemiology (mortality), genetics	Toxicology, animal bioassays, epidemiology (incidence), community knowledge	Epidemiology and community-based action research
Basis of Decision Making	Risk assessment – cost benefit analysis	Preponderance of evidence, Precautionary Principle	Ownership and empowerment regarding prevention
Intervention Premise	Public health and common sense	Political	Community-researcher collaboration can influence policy
Intervention Strategy	Curtail tobacco exposure, individual choices	Regulatory control, product substitution, elimination of carcinogens	Elimination of occupational exposure to carcinogens
Adherents, Interests and Communities	Power elites, cancer establishment and industry	Public health advocates, trade unions, environmental and women's health movements	Public health advocates, trade unions, environmental and women's health movements

Source: Brophy, 2004.

Table 10.1 illustrates how the differing perspectives were synthesised initially into the *CROME* registry and then further refined into the *LOHR* and *LOEHR* case-control study questionnaire and overall approach of community collaboration. Consideration of aspects of both lifestyle and exogenous risk factors allows for a more complete understanding of cancer causality. A further refinement was consciously brought into the research process, that is, including the involvement of the populations at risk into the design and promotion of the undertaking. The new *LOEHR* study, for example, involves women in a consultation process to develop exposure profiles of different occupations during different time periods. This consultative approach will, not only shed light on the conditions of work, but also provide the populations at risk with a more direct connection to the issue of breast cancer causality and work.

Though the Doll - Peto and Epstein debate identified risk factors for cancer that need to be further researched. These and other risk factors were considered in the design of the case studies as shown in *Table 10.2*.

A range of lifestyle and occupational risk factors, such as diet, hormone use and shift work, were incorporated into the examination of the multiple influences on cancer causality. The new understanding of the potential role of hormonally mediated substances, linked to timing of exposures, is a feature of the new *LOEHR* questionnaire.

Table 10.2: Other cancer risk factors, their proponents and relevance to design of the case studies		
Cancer risk factor	Proponent	Relevance to design of case studies
Tobacco Synergism	Tomatis, Davis	Questions on tobacco smoking and exposures to other plausible putative factors
Diet (Saturated Fats and Omega- 3 Fatty Acids, Pesticides, Hormones and other Contaminants),	Epstein, Trichopoulos Davis and Muir, Tomatis	Questions on diet
Shift work	Hansen, Schernhammer, Epstein	Questions on hours of work
Oral Contraceptives	Colborn, Davis, Health Canada, Epstein	Questions on history of oral contraceptive use
Alcohol Consumption	Goldberg	Questions about alcohol consumption
Physical Activity	Health Canada	Questions on physical activity
Social Class	Infante, Tomatis	Questions about income and occupation
Endocrine Disruptors (Breast Cancer)	Colborn, Davis	Inclusion of questions on place of conception and birth, and parents' occupations, age of puberty, parity, menopausal status
Prepared by Brophy, 2004.		

10.4 Addressing the research questions - the case studies

The case studies are evaluated in terms of their response to the scientific conflict.

The collection of lifetime histories of cancer patients in the Windsor case studies challenge the prevailing cancer perspective, which tends to disregard or negate the impact of toxic substances in the workplace and in the general environment.

Each of the three studies, CROME and LOHR, which are completed and LOEHR, which is in progress, has helped to increase scientific and public awareness of the importance of collecting occupational histories (Ontario Federation of Labour, 2000c). The completed studies, CROME and LOHR, have successfully

demonstrated that the collection of occupational histories can identify possible work-related risks for cancer. They have also helped to bring to light the possible breast cancer risk faced by women engaged in agriculture.

The combination of the CROME and LOHR studies addresses the question - Can data derived from an occupational history questionnaire provide insight into the potential association between breast cancer risk and farming? The answer is yes. The findings that arose out of CROME regarding the association between breast cancer risk and occupation, identified increased risk among women 55 years of age or younger who ever farmed. The LOHR findings of elevated breast cancer among women who ever farmed support the CROME results (Brophy et al., 2004a). The LOHR funding sources accepted the research findings of the LOHR project (Workplace Safety and Insurance Board, 2003) and a submission to a scientific journal is in preparation (Brophy et al., 2004).

Further building on the scientific impact of the Windsor research initiative, additional funding was acquired to continue studying breast cancer risk and occupation. New grant money was obtained in 2003 for a new, methodologically improved case control study – Lifetime Occupational and Environmental History Record (LOEHR) (Brophy et al., 2004a, 2003a, 2003b).

The new LOEHR undertaking addresses some of the weaknesses in the LOHR design. Notable refinements include the prioritisation of a more definitive method to assess exposure and the addition of the collection of information on parental and prenatal exposures. LOEHR builds on the CROME and LOHR experiences.

Table 10.3 illustrates the evolution of the research design. CROME began by devising a method of collecting the occupational histories of cancer patients. In addition, age and social class (education and income level) were also controlled for. Much data regarding other aspects of the patient's medical and life history, which were maintained in the Windsor Regional Cancer Centre's own database, were missing and thus limited the CROME analysis. To correct this data problem in the ensuing study, the LOHR questionnaire was designed to capture directly, through the interviewer-administered process, information on known or suspected breast cancer risk factors as well as information about occupational history. The LOHR study revealed that most breast cancer patients and community controls did not recall specific exposures they might have encountered in the course of their work lives. Given that the exposures of greatest interest due to the long latency of cancer, occurred 20 to 30 years previous, it is not surprising that subjects were unaware of such information. In the 1960s through 1980s most workers were told very little about substances used in the workplace. It was not until 1988 that Canadian legislation demanded that products be properly labelled, that Material Data Safety Sheets (MSDS) be made available to workers, and that training on procedures be implemented (Canadian Centre for Occupational Health and Safety, 2003). Many of the women who were employed in agriculture were quite young when living and working in the farming environment and had little access to specific information about the products being used.

Table 10.3: Comparison of the three research questionnaires			
	CROME	LOHR	LOEHR
Age	√	√	√
Age of menarche, menopause		√	√
Alcohol consumption		√	√
Body mass index (BMI)		√	√
Diet			√
Environmental exposures			√
Family history of cancer		√	√
Hobbies			√
Hormone replacement therapy		√	√
Household exposures			√
Occupational exposures		limited	detailed
Miscellaneous exposures (e.g. asbestos, pesticides, x-rays, etc.)			√
Occupational history	√	√	√
Oral contraceptives		√	√
Parental occupations			√
Physical activity			√
Prenatal exposures			√
Reproductive history		√	√
Residential history		limited	√
Sample size	Limited	limited	√
Social class	√	√	√
Smoking history	Limited	√	√

Prepared by J Brophy.

From an epidemiologic perspective there are numerous limitations to the research methodology that each new study attempted to address. Sample size still poses limitations because it is difficult to have sufficient statistical power to examine sub-groups within particular occupations, such as nurses with different specialities. There is still potential bias in controlling for many of the confounding factors. Dietary information is still quite limited as is information about physical activity. Retrospectively constructing exposure profiles leaves considerable room for bias and error. It would be valuable to add biomarkers into the data as an indicator to exposure but there are still many scientific limitations to overcome.

The CROME and LOHR findings, in spite of these limitations, replicate other studies that found elevated breast cancer risk among women engaged in farming (Band et al, 2000; Duell et al., 2000). LOHR also captured the early age of women who recorded their first job as agricultural. This is an area that should be further studied as it connects with the endocrine disrupting theories on the potential harm of exposures related to life cycle. LOHR also examined the potential impact of breast cancer risk from women who worked in agriculture and then went on to new careers in nursing or auto manufacturing. This is another area that deserves more attention, although the risk factors at this point are unclear. Could the exposures to pesticides, for instance, at an early age, initiate DNA damage that is later promoted by exposures encountered in other work settings, perhaps further complicated by such factors as dietary choices and weight, and such occupational requirements as shift work?

The case studies' methodology and approach were informed by the scientific literature that accounts for occupational risks while controlling for possible confounding factors. It was also grounded in the action-collaborative research model that recognises the centrality of the populations at risk.

The CROME study helped to secure new funding to maintain the research, particularly for the examination of occupational risk factors and breast cancer. The success in acquiring grants from the Workplace Safety and Insurance Board, the Canadian Breast Cancer Foundation, the Breast Cancer Society of Canada, and the Green Shield Foundation for a total of approximately \$700,000 lends credibility to the undertaking (Mandel, 1999).

10.5 Outcomes – critical examination

The scientific and medical community have shown active interest in the research findings. Physicians have expressed support (Barnard, 1999). There was also a request from the Chief Medical Officer in London, Ontario for a presentation regarding suggestions for how similar research might be initiated in that community (Brophy and Keith, 2002a). The community of London, particularly its labour movement, remains committed to pursuing a joint research initiative to collect occupational histories throughout southwestern Ontario.

Based on the success of the research initiative, the Occupational Health Clinics for Ontario Workers (OHCOW) provincial board called for more support for this work and made the issue of occupational cancer a priority (Occupational Health Clinic for Ontario Workers, 2004).

The findings were reported in the Canadian national press including the Canadian Broadcasting Corporation (CBC) radio and television, the Globe and Mail in Toronto, the local press including the Windsor Star and Sarnia Observer, and numerous media including agricultural papers and journals (see Appendix QQ and RR). Media attention has increased the credibility of the undertaking and supports the original concerns of the trade union health and safety activists regarding the association between cancer and work. This increased public awareness about the need to examine possible occupational associations and cancer, as well as, to better understand breast cancer risk factors. The American Public Health Association Occupational Health section bestowed its year 2000 International Award to two

members of the research team (including the author) in part for this research into occupational cancer.

The publicity also brought participation from previously uninvolved sections of the community. University of Windsor researchers, for instance, had given little attention previously to occupational health issues. However, as the research programme grew and became more widely known, a number of its faculty offered to collaborate. The new multidisciplinary research team has now expanded to include a medical geographer, biologists, health researchers and occupational epidemiologists. This augmentation of the team has built the research capacity in a community that traditionally had few resources devoted to occupational health in general and occupational cancer in particular.

10.5.1 Trade union reaction

Trade union groups became active in promoting the work initiated in Windsor with the CROME research. The Ontario Federation of Labour (OFL) passed a resolution at its biennial convention calling for all cancer treatment centres to collect the occupational histories of cancer patients (Ontario Federation of Labour, 1999a). The OFL further petitioned Cancer Care Ontario to include the prevention of occupational cancer in its strategic plan, which included the gathering of work histories of cancer patients (Ontario Federation of Labour, 1999b). The Canadian Auto Workers (CAW) launched a national cancer prevention campaign (Canadian Auto Workers, 1998). The Windsor and District Labour Council supported the project and lent its voice to the continuation of the research (Parent, 1999).

Even with the lack of support from Cancer Care Ontario for the LOEHR research, the funders and trade union bodies, including the Canadian Labour Congress, maintained their backing and encouraged unions across Canada to demand that this work continue (Service Employees International Union, 2003). Numerous Windsor trade union locals continue to give financial and political support to the research efforts.

10.5.2 Reactions of women's organisations

Women's organisations were also particularly interested in learning more about possible occupational links to breast cancer and put pressure on the Canadian cancer establishment to more aggressively address occupational and environmental risk factors for breast cancer (Brophy and Keith, 2004, 2003d; Brophy, 1999a).

Two of the major funders, the Canadian Breast Cancer Foundation (CBCF) and the Breast Cancer Society of Canada (BCSC) featured the LOEHR research as part of a new effort to study occupational risk factors for breast cancer (Canadian Breast Cancer Foundation, 2003; Breast Cancer Society of Canada, 2003).

10.6 Lessons learned

In critically evaluating the overall efforts to assess cancer causality, as described herein, it is important to examine the strengths, limitations, opportunities and barriers faced by populations at risk and advocacy groups, such as trade unions and women's organisations.

10.6.1 Strengths

The simple initiation of a process of collecting occupational histories of cancer patients was a major breakthrough in terms of the normal practice of a Canadian cancer treatment centre. This local, community-based initiative grew out of trade union and community concern about occupational cancer. A radical, socially transformative occupational health perspective had emerged in Windsor during the 1980s. Health and safety activists became convinced that workers must be intimately involved in protecting their own health. Further, they learned that occupational cancer is linked to deeper political issues regarding power and control of the work environment and indeed, the structures of capitalist society itself (Lynd and Lynd, 2000; Sass, 1986). Aspects of this perspective find parallels in earlier struggles for racial equality and women's rights with their calls for inclusion and respect for their own knowledge (Moses and Cobbs, 2001, pp. 23-57; Brown and Mikkelsen, 1990, p.3). Workers and community advocates' demands to be directly involved in setting cancer policy convinced WRCC oncologists that cancer prevention required an occupational as well as a lifestyle focus (Rennie, 1999a).

The collaborative community-based approach now gave the unions and sections of the women's health movement a direct link to cancer research and policy. Their participation built an active constituency to implement change based on a research model. In turn, the research team benefited from the knowledge and experience of the populations at risk, such as trade union health and safety representatives.

The collaborative relationship also provided a model for conducting such research. Labour activists in other communities, such as London and Oshawa, Ontario are

now discussing launching similar undertakings based on the Windsor experience. They are establishing coalitions and ensuring that they will be directly involved in the development of the research.

The research findings challenged the previously accepted views of organisations such as Cancer Care Ontario (CCO) and led them to pay more attention to this issue (Krieger et al., 2003). In spite of CCO's reluctance to act on the recommendations of public health advocates and trade unions to implement a programme tracking the occupational histories of cancer patients (Ontario Federation of Labour, 1999b), CCO held forums that included the Windsor researchers and acknowledged that the incidence of occupational cancer was significantly underreported (Cancer Care Ontario, 2000; Hellyer et al., 2000).

The research has also influenced social policy. It created a political space for national cancer research funders who wished to examine new approaches to understanding the continuing rise in cancer incidence (Canadian Breast Cancer Foundation, 2003).

The local medical community is also becoming increasingly aware of the avoidable causes of cancer, including occupational risk factors (see Appendix PP). As Dr. Abe Reinhartz commented in support of the LOHR research:

... from a practicing physician's point of view, much of my work is involved in palliative care. Many of the people who I see are in the end stages of life with malignancy. It has always impressed me as to the number of cancers that could be possibly attributed to work but which go unreported. And my impression is that the incidence of occupationally related cancer is significantly underestimated, and that by taking occupational histories when

patients enrol in cancer treatment centres, I think we'll identify exposures and risks which previously have not been identified, and which will allow us, meaning the global us, to intervene in some way to decrease the incidence of this disease. There's no question that occupational cancers are underreported, and as a corollary, are undercompensated. And I think that this initiative, where occupational histories are going to be recorded at point of entry is extremely useful and will generate data, which up until now has not been available (Interview with A. Reinhartz: Keith et al., 2000).

The research process to collect occupational histories in Windsor has succeeded in demonstrating that such an endeavour can provide scientific information that is useful for developing cancer prevention strategies. The research method further demonstrates that occupational risk factors need to be examined if cancer prevention is to have greater success. The action orientation and collaborative nature of this research also provides a model that deepens the research process by including the experience and knowledge of the populations at risk.

These positive features of the Windsor research, however, should be seen in the broader socio-political context that continues to deny the experience of groups such as trade unionists and breast cancer prevention advocates. The lifestyle perspective of cancer causality remains predominant. Occupational cancer is generally treated as an artefact of the past. There are only a few Canadian professionals prepared to seriously engage with populations at risk in a manner that is "participative, non-expertist; subjective; and collective in nature" (Watterson, 1994a). Occupational cancer research is still rare with no local cancer centres directly involved.

Communities and workers find themselves increasingly trapped into choosing between their livelihoods and their health (Keith and Brophy, 2004; Brophy, 1992,

1991; Kazis and Grossman, 1982). Women, trade unions, and their public health advocates will have to develop collaborative strategies to overcome systemic barriers. Global capitalism continues, largely unabated, to demand a generally unregulated economy, which frightens workers and their communities into accepting working conditions for fear of job loss. Women's organisations are increasing losing their financial resources and finding it more difficult to mount campaigns.

10.6.2 Limitations

The designs of CROME and LOHR have scientific limitations that were described in previous chapters. Even with the improvements in LOEHR, this study design cannot provide, on its own, unequivocal evidence of causal associations - - seldom can any single research study do so. Moreover, the biological effects of endocrine disruption will take decades to be properly measured and understood. Enormous scientific work will be required to identify biomarkers, if they exist at all, that emerge from prenatal and other exposures in humans.

The LOEHR research on its own will only provide a small piece of the puzzle. So the limitations of science itself will act as a barrier to action. Each finding requires additional testing to determine whether the results can be replicated. So workers and other populations at risk can be left with a continuing cancer risk while science searches for answers. These scientific limitations must be evaluated in terms of how much proof is required before social policy will be implemented to prevent harm.

The precautionary principle, therefore, is required to move the process of prevention in a timelier manner (Evans, 2002). This perspective of preventing harm, however, challenges the power of corporations and regulators by valuing human safety ahead of “corporate profits and government stability” (Brown and Mikkelsen, 1990, p.63). The imbalance of power is exacerbated by the new global economy rife with its borderless trade agreements; “The precautionary principle and the citizen’s opinion were thus to be thrown aside in favour of an absolutist theory of commercial exchange” (Saul, 2004, p. 37).

Beyond the limitations of the Windsor research methodology itself there are broader systemic limitations. Scarcity of funding for the CROME and LOHR research limited the number of breast cancer patients and community controls who could participate and thus diminished the statistical power. The activist history of Windsor cannot be *copied and pasted* onto other communities, so the role of the populations at risk could be more circumscribed in communities where such a tradition is not as developed. The findings of the two case studies still have not identified the specific exposures so it is still not possible, for example, to advance a stronger regulatory policy towards pesticides in an agricultural setting.

The collaborative nature of this research creates conflict between the Windsor research team and the Ontario cancer agency. The researchers were described as being “advocates” and “pro-union” by a Cancer Care Ontario official with the suggestion that the findings would be biased and unreliable (see Appendix MM). This remark should be seen in the wider context of the ongoing scientific conflict over cancer aetiology. When trade unions and other popular groups demand

inclusion into public health issues, “scientific professionals object because they need to defend their professionalism, institutions, or political-economic alliances” (Brown and Mikkelsen, 1990, p. 146).

The professional scientists at the universities and inside the cancer establishment have a wide range of attitudes and agendas towards occupational cancer, popular epidemiology and community participation. The researchers are in general also constrained by the powerful private vested interests that define and direct scientific research (Rosenstock and Lee, 2002). Many local university researchers and medical professionals would not participate unless the “advocacy” component of the research was played down. Others were prepared to support this in private but publicly felt uncomfortable. There is still a core group of the research team that is fully supportive of the broad collaborative community based approach and it is this group that respects the knowledge and expertise of trade union, women, environmental or community activists (Brown and Mikkelsen, 1990, pp. 125-163). Because this research was not initiated or controlled by Cancer Care Ontario, it is generally unsupportive. Only when CCO’s “approved” specialists direct the research process is it regarded as valid (see Appendix LL). This dynamic reflects the wider political and scientific issues that still dominate the field of occupational cancer research, and will need to be challenged if undertakings similar to CROME are to be implemented.

The Windsor experience illustrates a new kind of approach to scientific inquiry. It questions, “what science is, whom it should serve, and who should control it” (Brown and Mikkelsen, 1990, p. 154). Despite peer reviewed publications and

successful peer-reviewed funding applications, the Windsor cancer research is still generally isolated from the mainstream scientific community and therefore, is vulnerable to being eventually stopped through a combination of political pressure and inadequate financial resources.

The collaborative, action-based nature of the research is an important aspect of the Windsor research initiative. There are difficulties, however, maintaining the relationship between labour, professionals and community activists. Since the inception of CROME, trade union health and safety activity has waned (Firth et al, 1997, pp: 91-93). Occupational cancer is not the priority it once was because the threat of job loss in the current economy has caused the trade unions to become more corporatist in the hopes that employment can be preserved through cooperative strategies with multinational corporations and the state.

At a local level, there seems to be a ubiquitous reluctance to acknowledge these public health issues. This is not only at the level of local governments, but also in relation to industry, the unions, and the academic and medical establishments. Local activist organisations have been effectively sidelined into projects on preservation of wetland and woodland habitats rather than being focused on issues of injury to health...(Gilbertson and Brophy, 2001, p. 841).

10.6.2.1 From registry to case-control

The transformation of CROME – a crude registry that included all cancer patients – into LOHR and LOEHR – case control studies examining just breast cancer – represents a diversion from the original goals of the research. The project was initially envisioned as a means to track the occupational histories of all cancer

patients. The CROME experience taught an important lesson – the collection of work histories requires full time research staff who can devote themselves to this task. The initial data-gathering tool of a touch screen computer was ineffectual. Cancer patients wanted to speak to someone directly about their experiences but there was no source of funding to allow the cancer treatment centre to allocate personnel resources for such a practice. In the absence of financial support, a decision was made to pursue funding to further explore the CROME hypothesis of breast cancer and farming through LOHR and then LOEHR. The studies represent a further refinement of the CROME investigation but it comes at the expense of the development of a more general occupational history registry of all cancer patients. The registry and case control approaches are not mutually exclusive. The original idea was to do exactly what occurred. By identifying through CROME a group of workers that had an elevated risk for a particular cancer, a hypothesis would be generated and tested through a case control study. However, the cancer registry was intended to continue as it built up additional cases and generated new hypothesis.

10.7 Summary

The research questions were answered and the objectives of the dissertation were evaluated. Debates about cancer causation over many decades have shaped much of the current thinking, funding, policy and practice of government and medical and scientific groups. The dominant ideology has downplayed occupational and environmental influences on, causes of, and contributors to cancer causation. The collaborative occupational cancer research presented in the case studies has contributed to our understanding of occupational cancer; it has demonstrated the importance of collecting the work histories of cancer patients as a tool in identifying

potential populations at risk; it also provides a basis for formulating prevention strategies and protective social policies. This effort to identify risk factors for breast cancer, may better serve the interests of science and human health if it is more widely adopted. As one occupational health physician commented:

...I think it would be best if this were adopted internationally. A registry is only being done in Windsor at this time but I don't think it would be a difficult task to adapt it to every cancer treatment centre in Ontario, and then in Canada, and then in North America. The more people we gather data on, the stronger the associations and the more power to the research. It would be great if this became a standard protocol in every cancer treatment centre internationally (Interview with A. Reinhartz: Keith et al., 2000).

The next chapter will conclude the dissertation with a summary and additional proposals for future research.

CHAPTER 11: CONCLUSION

11.1 Introduction

The chapter will review the research and findings presented and give a brief appraisal of its potential implications, along with a few ideas for future research. The chapter offers some specific proposals for action and development.

11.2 Overall Perspective

Cancer incidence in general continues to increase throughout the industrialised world and now in less economically developed countries (Parkin et al., 2001). An ageing population alone cannot explain this phenomenon as age-adjusted incidence continues to climb (Epstein, 2003). What may be a largely preventable disease is projected to become the leading cause of death in industrialised societies such as Canada (Chernomas and Donner, 2004).

There is a broad range of economic and political interests that are threatened by a full understanding of the aetiology of cancer. Industry and cancer agencies argue that the predominant cause is lifestyle factors – *blaming the victim* – while unions, environmentalists, women’s health organisations and public health advocates cite the toxic impact of tens of thousands of synthetic chemicals (Evans, 2002; Toronto Cancer Coalition, 2001; Canadian Auto Workers, 1998).

The largely unregulated marketing of synthetic substances sets the stage for human exposures. Initially, the workers and their immediate communities are involved in the production process. Secondly the general population’s exposure to toxic substances increases greatly as these chemicals become ubiquitous through the

environment. Pesticides pose not only potential harm for the workers in the pesticide industries or in agricultural areas but are now found in food, in the environment; and some are found in the blood and fat of individuals throughout the globe. As industrial pollution threatens the atmosphere and increases the risk of melanoma and other types of skin cancer, the cancer agencies are devising strategies that place responsibility on the individual to stay out of the sun. Corporations continue to produce toxic substances, such as tetraethyl lead, that are banned in industrialised countries while exporting these hazards to poorer countries. In countries like Canada, asbestos is mined and exported while hundreds of workers in communities like Sarnia, Ontario suffer from asbestos related diseases, which go largely unreported and unrecognised. Canadian cancer agencies fail to even record occupational cancers, such as mesothelioma. Government policy is to allow cancer agencies to medicalise cancer through focusing on treatment modalities with more and more reliance on the development and clinical trials of anti-neoplastic drugs. Primary prevention in occupational health is seldom adopted; the actual impact on cancer incidence of occupational and environmental exposures continues to be downplayed.

The research outlined in the dissertation occurred within this scientific, social, and political context. The *war against cancer* has failed to stem the tide of this disease (Proctor, 1995; Beardsley, 1994). James Watson, a renowned scientist associated with the discovery of the DNA double helix, referred to the *cancer establishment* strategy to control cancer as “a bunch of shit” (Proctor, 1995, p.4). In spite of such dismissive comments, the scientific debate regarding the avoidable causes of cancer has continued without resolution, leaving the preponderance of prevention activities

directed towards individual lifestyle factors. No Canadian jurisdiction has accepted the challenge of Doll and Peto to collect the occupational histories of cancer patients (Brophy et al., 2002). Over 85,000 chemicals were ~~are in use~~ were released into the market with little or no testing for their impact on human health (Evans, 2001). Scientists such as Epstein contend that these substances have become ubiquitous throughout the environment; controlling the harm they pose remains shielded, however, by multinational corporations, governments, and national cancer establishments which promote the idea that the cause of cancer lies largely with each individual's personal lifestyle choices, such as tobacco use, or their genetic makeup while negating the impact of social factors, environmental conditions, and the socially tolerated practice of industrial production and distribution of carcinogens (Clapp, 1998). New theories are identifying the risks of substances that disrupt the hormonal system and their possible impact on breast cancer risk (Colborn et al., 1999). This innovative perspective is challenges scientific assumptions, while posing new opportunities for prevention (Myers, 2002a, 2002b).

There have been several provocative Canadian epidemiological studies on occupational cancer. However, the Ontario compensation board and cancer agencies view the risk of workers developing cancer due to their exposures at work as relatively minor (Cancer Care Ontario 2003, 2003a; Chovil et al., 1981). Such a perspective underscores the barriers to occupational cancer prevention faced by workers. Work-related cancer is underreported, underestimated and undercompensated and thus, remains a "silent epidemic" (Watterson, 1999).

11.3 The state of play in 2004

The research presented in the dissertation addresses, in part, the shortcomings of the dominant view. There is a need to explore further the issue of causality.

Occupational cancer continues to pose a serious public health threat (World Health Organisation, 1999a; Landrigan, 1996; Landrigan and Markowitz, 1989). Asbestos exposure alone is estimated to cause between 100,000 to 140,000 cancer deaths a year and is responsible for 5 to 10 million deaths world wide “past and present” (Landrigan, 2004, p. 125; Peto et al., 1999). Even the lowest projections of risk posed by occupational exposures represent a substantial number of cancer cases among the exposed population (Nicholson, 1984).

Breast cancer is the most common cancer among women throughout the world and yet few studies examine possible associations to exposures at work. Only ionising radiation is accepted as a definite occupational breast cancer risk (Brody and Rudel, 2003).

Occupational breast cancer risk has garnered minimal public attention, often remaining hidden and unrecognised (Watterson, 1999). Within the scientific community, substantial conflict remains about the avoidable causes of cancer. United States cancer agencies, for example, devote limited funds to prevention while the bulk of their monies are spent searching for a cure (Epstein, 1998a).

To develop a cancer prevention strategy that moves beyond this conflict, an analysis was carried out of the scientific literature and cancer community activity on these diseases with particular reference to occupational cancer and then, drawing on that analysis, a community-based collaborative action research project was undertaken in Windsor, Ontario, Canada. It was hoped that, by collecting the occupational histories of cancer patients, potential cancer risks could be identified and subsequently acted upon. The involvement of the community in this effort would provide the social support to advance protection against risks.

The initial research findings of an elevated breast cancer risk among women who ever farmed refocused the undertaking to analyse more specifically the possible associations between occupational and environmental exposures and breast cancer risk. This analysis demonstrates that breast cancer remains an unsolved public health crisis. The majority of breast cancer cases cannot be explained by known risk factors (Health Canada, 2001; Madigan et al., 1995). Few epidemiological studies have scrutinised the potential occupational breast cancer risks in general and for farming in particular (Zahm and Blair, 2003; Aronson and Howe, 1994).

Laboratory scientists have, however, identified through animal bioassays, over 200 chemical substances that trigger breast carcinogenesis (Brody and Rudel, 2003; Brown and Lamartiniere, 1995; Stevens et al., 1994). Although such agents exist in high concentrations in many workplace environments, their influence on breast cancer incidence among exposed workers has remained largely unstudied.

The peer reviewed Windsor research findings affirmed similar results to other epidemiological studies that found elevated breast cancer risk among women

employed in certain types of farming (Band et al., 2000) or exposed to agricultural pesticides during or after their application (Duell et al., 2000).

The description of Windsor and its history of documented health problems and environmental exposures provided the context for the empirical research examined in the dissertation. Windsor, located in the Great Lakes Basin, is highly unionised with a long history of labour activism (Adkin, 1998). For over twenty years health and safety activists in collaboration with community advocates demanded that carcinogens in the workplace be eliminated (Firth et al., 1997, pp: 40-59; Lynd and Lynd, 2000, pp: 187-198). This network built a community supported health and safety information centre, organised a cancer prevention coalition, generated numerous cancer prevention and awareness campaigns, and established precedent setting compensation cases for occupational cancer (Brophy, 1999a, 1999b, 1998b, 1994b; Canadian Auto Workers, 1998). These groups, along with the trade union-directed Occupational Health Clinics for Ontario Workers (OHCOW) collaborated with the local cancer treatment centre to document cancer incidences. It is within this framework of elevated rates of disease coupled with toxic exposures in the workplace and general environment on one hand, and the politicised union tradition on the other, that explains how this precedent-setting initiative to collect the occupational histories of cancer patients was spawned.

The case studies, *CROME*, *LOHR*, and *LOEHR*, have shown the significance of collecting occupational histories of cancer patients. This research has also contributed to our understanding of breast cancer and occupational risk factors, particularly with respect to farming.

The success of *CROME*, *LOHR* and now the launching of *LOEHR* afford new opportunities to influence public policy and social change. This new collaborative research, however, also threatens the dominant cancer institutions and their approach to cancer prevention. It is understood that “Popular participation threatens not only the division of knowledge and power between laypersons and professionals, but also the corporate system that produces environmental hazards” (Brown and Mikkelsen, 1990, p. 151). This research approach, which is directly connected to the community, also strengthens the public’s ability to take preventative action to address public health issues by increasing their awareness and confidence to tackle these problems (Watterson, 1995c).

In the face of scientific uncertainty the reduction of occupational cancer risk calls for a precautionary approach, but this implies that the populations at risk must be fully engaged and activated to demand involvement and accountability (Harremoes et al., 2001).

11.4 Possibilities for the future – research, methods and professional practice

Over nine years have elapsed since the first meetings were held between representatives of the labour-sponsored Occupational Health Clinics for Ontario Workers and the Windsor Regional Cancer Centre. The survival of the research attests to the needs it addresses and the support that it has engendered. Its continuation heralds possibilities for the future as the research team becomes more multidisciplinary and the community becomes more active and aware.

The Windsor community remains concerned about the need for this kind of research and for developing cancer prevention strategies with citizen participation (WOHIS, 2004). The new LOEHR research into breast cancer allows for this undertaking to further influence the scientific, broader community and trade union groups regarding the importance of occupational risk factors. For example, it is the intention of the researchers to establish a community advisory committee for the LOEHR study in order to begin to facilitate a more collaborative relationship and thus, build on the tradition of collaboration.

Several oncologists at the Windsor Regional Cancer Centre would like to expand the research to examine possible occupational associations with other types of cancer. Of particular interest are the continuing incidences of lung cancer among lifetime non-smokers, of non-Hodgkin's lymphomas and of prostate cancers (*see Appendix LL*).

There is also increasing credibility among a wide spectrum of researchers and public health advocates for the groundbreaking attempts in Windsor to examine possible occupational risk factors (Ho, 2003). The Nursing Faculty at the University of Windsor, for example, has just launched its first graduate course on the Environment and Health. Individual nursing faculty wish to collaborate with the current LOEHR research team in its investigations, including the idea of using participatory action research techniques, such as mapping, to document the historical exposures of women working on the farm and in the hospitals (Keith and Brophy, 2003c).

The Canadian Labour Congress (CLC) is demonstrating renewed interest in the issue of occupational cancer. In May 2003, after a presentation by the author of the dissertation, the CLC recommended that all of its affiliates write letters to Cancer Care Ontario (CCO) in support of the Windsor LOEHR research. This initiative is part of a deeper reconsideration of the Canadian trade unions towards their relationship with the cancer agencies. There appears to be a critical rethinking about the systemic issues and the roles being played by organisations such as Cancer Care Ontario. The emergence of occupational disease disasters, such as the asbestos disease epidemic in Sarnia, Ontario, has heightened trade unionists' consciousness of the systemic barriers to cancer prevention (Keith and Brophy, 2004; Mittelstaedt, 2004; Brophy and Parent, 1999d) and the need for them to actively advocate for occupational cancer prevention.

The women's health movement is also keenly interested in the identification of occupational risk factors and breast cancer. Breast cancer action groups across Ontario continue to support this research and demand that greater emphasis be given to environmental risk factors. There is particular interest from women in agricultural communities about the incidence of breast cancer. More interaction with this traditionally underserved population will be nurtured as the LOEHR research unfolds (Wright, 2003).

The local medical community too is becoming more interested (*see Appendix PP*).

11.4.1 Obstacles

The current balance of power as expressed by the control of the multinationals in the global economy and especially in the agricultural, chemical, engineering, pharmaceutical and related industries makes addressing the cancer epidemic, from the perspective of the populations at risk, difficult. The anti-regulatory ideology espoused by powerful business interests' demands that governments loosen regulations that control toxic exposures in the workplace and in the environment. The consequence for workers' health is obvious. According to the World Health Organisation (WHO), occupational cancer represents the largest cause of work-related mortality globally (1999a); with the continued transfer of hazardous industries to developing countries, paired with an anti-regulatory state policies in developed countries, occupational cancer will likely remain prevalent.

Women and the breast cancer action networks seem less captive to the economic pressures that currently influence trade union strategies. This group may prove to be instrumental in maintaining this research agenda and in pressuring governments to enact the precautionary steps required to tackle the increasing incidence of breast cancer worldwide. They have shown a keen interest in this research and have been staunch supporters (see Appendix SS; Breast Cancer Action Kingston, 2004).

These groups, however, are also experiencing a loss of financial support.

In spite of many obstacles there are some hopeful signs that cancer agencies and other local communities are becoming more interested in such research initiatives. Cancer Care Ontario and the Workplace Safety and Insurance Board now recognise

the need for some form of occupational cancer surveillance and are developing a joint programme utilising their provincial databases (Holowaty et al., 2003).

The community of London, which has one of the leading cancer treatment centres in Ontario, is examining possible collaborative research after discussions with the London labour council and with the support of the Medical Officer of Health. Trade unions and community groups are utilising a video produced on LOHR to educate their members about the need for data collection and community involvement in cancer research and prevention (Keith et al., 2000; Welch, 2000).

The action based collaborative research that began by collecting occupational histories of cancer patients has provided a useful model for identifying elevated cancer risks within certain working populations, particularly women with breast cancer who ever engaged in farming. Over time, breast cancer aetiology has become the primary focus of the Windsor research. This research process has revealed some of the barriers that exist to fully exploring the cancer burden of the working populations. While this research has recognised limitations, it has nevertheless successfully provided a method to examine the cancer burden of a given population and has produced results with practical applications.

The CROME and LOHR research has produced a model for other communities to explore the role of occupation in cancer causality. This methodology is based on the scientific literature that recognizes the role of carcinogens in the workplace as a possible etiologic agent in cancer incidence and the central role of the populations at risk in the investigative process and in implementing cancer prevention initiatives.

BIBLIOGRAPHY

Abu-Zahra H. (2002). *Breast Cancer Graph of Incidence Cases, 1990 and 2000 (personal correspondence)*.

Acquavella J, Doe J, Tomenson J, Chester G, Cowell J and Bloemen L. (2002). Epidemiologic Studies of Occupational Pesticide Exposure and Cancer: Regulatory Risk Assessments and Biologic Plausibility. *Annals of Epidemiology*, 13: 1-7.

Adami HO, Day NE, Trichopoulos D and Willett WC. (2001). Primary and secondary prevention in the reduction of cancer morbidity and mortality. *European Journal of Cancer*, 37: S118-S127.

Adkin L. (1998). *Politics of Sustainable Development: Citizens, Unions and the Corporations*. Montreal: Black Rose Books.

Ahlgren J and Macdonald J. (1992). *Gastrointestinal Oncology*. Lippincott, Philadelphia.

Alderson MR and Meade TW. (1967). Accuracy of diagnosis on death certificates compared with that in hospital records. *British Journal of Preventive and Social Medicine*, 21:22-29.

Alavanja MC, Sandler DP, McMaster SB, Zahm SH, McDonnell CJ, Lynch CF, Pennybacker M, Rothman N, Dosemeci M, Bond AE, Blair A. (1996). The Agricultural health study. *Environmental Health Perspectives*, 104(4): 362-9.

Allen RH, Gottlieb M, Clute E, Pongsiri MJ, Sherman J, and Obrams, GI. (1997). Breast cancer and pesticides in Hawaii: the need for further study. *Environmental Health Perspectives*, (supplement 3): 679-83.

Alpert J. (1984). Hard Metals Disease. *NBC Today Show*.
<http://www.eai.org/eai/tape.jsp?itemID=869> (accessed September 30, 2003).

American Cancer Society. (2003). *Cancer Facts and Figures*. United States.

American Cancer Society (2002). *General Definition of Cancer*.
http://training.seer.cancer.gov/module_cancer_disease/unit2_whatcancer1_definition.html (accessed September 17, 2003).

American Institute for Cancer Research. (1997). *Food Nutrition and the Prevention of Cancer: a global perspective: Executive Summary*.
<http://www.airc.org/reportssummaicr.html> (accessed July 4, 2003).

American Lung Association (2004). The State of the Air.
<http://www.lungusa.org/site/pp.asp?c=dvLUK9O0E&b=50752-graph2> (retrieved: 7/25/2004).

Anon. (1910). *Encyclopaedia Britannica*, 11th ed., Cambridge University Press.

Arrighi HM and Hertz-Picciotto I. (1994). The evolving concept of the healthy worker survivor effect. *Epidemiology*, 5:189-196.

Aronson KJ and Howe GR. (1994). Utility of a Surveillance System to Detect Associations Between Work and Cancer Among Women in Canada, 1965-1991. *Journal of Occupational Medicine*, 36(11): 1174-1179.

Aronson K., Howe G., Carpenter M. and Fair M. (1999). Surveillance of potential associations between occupations and causes of death in Canada, 1965-91. *Occupational and Environmental Medicine*, 56: 265-269.

Aronson K, Miller A, Wollcott C, Sterns E, McCreedy D, Lickley L, Fish E, Hiraki G, Holloway C, Ross T, Hanna W, SenGupta S, and Weber J. (2000). Breast adipose tissue concentrations of polychlorinated biphenyls and other organochlorines and breast cancer risk. *Cancer Epidemiology, Biomarkers & Prevention*, 9:55-63.

Association of Scientific, Technical, and Managerial Staffs (ASTMS). (1980). *The Prevention of Occupational Cancer*. ASTMS 10-26 z Jamestown Road London NW1 7DT.

Aschengrau A, Coogan P, Quinn M, and Cashins L. (1998). Occupational Exposure to Estrogenic Chemicals and the Occurrence of Breast Cancer: An Exploratory Analysis. *American Journal of Industrial Medicine*, 34: 6-14.

Axelrod D, Davis DL, and Jones L. (2001). It's Time to Rethink Dose: The Case for Combining Cancer and Birth and Development Defects. *Environmental Health Perspectives*, 109(6): A246-9.

Baccarelli A, Pesatori AC, and Bertazzi PA. (2000). Occupational and environmental agents as endocrine disruptors: Experimental and human evidence. *Journal of Endocrinological Investigation*, 23:771-81.

Band PR, Nhu DL, Fang R, and Deschamps M. (2002). Carcinogenic and endocrine disrupting effect of cigarette smoke and risk of breast cancer. *Lancet*, 360:1044-49.

Band PR, Le ND, Fang R, Astrakianakis G, Bert J, Keefe A, Krewski D. (2001). Cohort cancer incidence among pulp and paper mill workers in British Columbia. *Scandinavian Journal of Work and Environmental Health*, 27(2): 113-9.

Band PR, Le ND, Fang R, Deschamps M, Gallagher RP, Yang P. (2000). Identification of occupational cancer risks in British Columbia. A population-based case-control study of 995 incident breast cancer cases by menopausal status, controlling for confounding factors. *Journal of Occupational and Environmental Medicine*, 42(3): 284-310.

Band PR, Le ND, Fang R, Threlfall WJ, Gallagher RP. (1999). Identification of occupational cancer risks in British Columbia. Part II: A population-based case-control study of 1516 Prostatic cancer cases. *Journal of Occupational and Environmental Medicine*, 41(4): 233-47.

Band PR, Spinelli JJ, Threlfall WJ, Fang R, Le ND, Gallagher RP. (1999). Identification of occupational cancer risks in British Columbia. Part I: Methodology, descriptive results, and analysis of cancer risks, by cigarette smoking categories of 15,463 incident cancer cases. *Journal of Occupational and Environmental Medicine*, 41(4): 224 -32.

Band PR, Le ND, Fang R, Deschamps M, Coldman AJ, Gallagher RP, Moody J. (1996). Cohort study of Air Canada pilots: mortality, cancer incidence, and leukemia risk. *American Journal of Epidemiology*, 143(2): 137-43.

Baquet CR and Commiskey P. (2000). Socioeconomic factors and breast carcinoma in multicultural women. *Cancer*, 88(supplement 5): 1256-64.

Barnard T. (1999). *Letter of Support for the LOHR Research project by the Essex, County Medical Society.*

Basrur S. (2002). *Ten Key Carcinogens in Toronto Workplaces and Environment: Assessing the Potential for Exposure.* Toronto Public Health. http://www.city.toronto.on.ca/health/pdf/cr_summaryreport.pdf (accessed June 29, 2003).

Beardsley T. (1994). A War Not Won: Trends in Cancer epidemiology. *Scientific American*: 130-138.

Begg CB. (2001). The Search for Cancer Risk Factors: When Can We Stop Looking? *American Journal of Public Health*, 91(3): 360-364.

Begley S (2002). *New statistics show increase, not decline, in cancer rates.* *Wall Street Journal* October 16. <http://www.ourstolenfuture.org/Commentary/News/2002/2002-1016-WSJ-cancerincidence.htm> (accessed January 17, 2004).

Belli S, Comba P, DeSantis M, Grignoli M, and Sasco AJ. (1992). Mortality study of workers employed by the Italian National Institute of Health, 1960 – 1989. *Scandinavian Journal of Work, Environment and Health*, 18: 64-7.

Benke G, Sim M, Fritschi L, Aldred G, Forbes A, and Kaupinnen T. (2001). Comparison of occupational exposure using three different methods: hygiene panel, job exposure matrix (JEM), and self reports. *Applied Occupational and Environmental Hygiene*, 16(1): 84-91.

Bennett M and Davis BJ. (2002). The identification of mammary carcinogens in rodent bioassays. *Environmental and Molecular Mutagenesis*. In press.

Berman DM. (1978). *Death on the Job: Occupational Health and Safety Struggles in the United States*. Monthly Review Press. New York and London.

Bernstein L, Allen M, Anton-Culver H, Deapen D, Horn-Ross PL, Peel D, Pinder R, Reynolds P, Sullivan-Halley J, West D, Wright W, Ziogas A, and Ross RK. (2002). High breast cancer incidence rates among California teachers: results from the California Teachers Study. *Cancer Causes & Control*, 13(7): 625-35.

Besag J and Newell J. (1991). The detection of clusters in rare diseases. *Journal of the Royal Statistical Society, Series A*. 154(1): 143-155.

Birnbaum LS and Fenton SE. (2003). Cancer and Developmental Exposure to Endocrine Disrupters. *Environmental Health Perspectives*, 111(4): 389-394.

Blackman CF, Benane SG, and House DE. (2001). The influence of 1.2 microT, 60 Hz magnetic fields on melatonin-and tamoxifen-induced inhibition of MCF-7 cell growth. *Bioelectromagnetics*, 22: 122-128.

Blair A, Linos A, Stewart PA, Burmeister LF, Gibson R, Everett G, Schuman L, Cantor KP. (1993). Evaluation of risks for non-Hodgkin's lymphoma by occupation and industry exposures from a case-control study. *American Journal of Industrial Medicine*, 23(2): 301-12.

Blair A, McDuffie, HH, Dozman JA. (1987). Cancer in rural areas. *Canadian Medical Association Journal*, 136: 924-924.

Blair A and Zahm SH. (1991). Cancer among farmers. *Occupational Medicine State of the Art Reviews*, 6 (3): 335-354.

Blair A, Tarone R, Sandler D, Lynch CF, Rowland A, Wintersteen W, Steen W, Samanic C, Dosemeci M and Alavanja MC. (2001). Reliability of Reporting on Life-Style and Agricultural Factors by a Sample of Participants in the Agricultural Health Study from Iowa. *Epidemiology*, 13(1): 94-99.

Boffetta P and Kogevinas M. (1991). Introduction: Epidemiological research and Prevention of Occupational Cancer in Europe. *Environmental Health Perspectives*, 107(supplement 2): 229-231.

Bogovski P and Bogovski S. (1981). Animal species in which N-nitroso compounds induce cancer. *International Journal of Cancer*, 27: 471-474.

Boice JD and Miller RW. (1999). Childhood and adult cancer after intrauterine exposure to ionizing radiation. *Teratology*, 59: 227-233.

Breast Cancer Action. (2003a). *A short history*. <http://www.bcaction.org/Pages/LearnAboutUs/BriefHistory.html> (accessed January 4, 2003).

Breast Cancer Action. (2003b). *About Breast Cancer Action*. <http://www.breastcancerfund.org/about.htm> (accessed August 8, 2003).
Breast Cancer Action Kingston. (2004). *Educate Yourself*. Breast Cancer Action Kingston, 10 (11). <http://www.brcanactionkingston.com/frame.html> (accessed February 1, 2004).

Breast Cancer Society of Cancer. (2003). *Focus on Breast Cancer Prevention*. <http://www.bcsc.ca/assets/news/BreastCancerBooklet2003.pdf> (accessed February 22, 2003).

Brender JD and Suarez L. (1990). Paternal occupation and anencephaly. *American Journal of Epidemiology*, 131: 517-521.

Bridbord K, Decoufie P, Fraumeni JF Jr, Hoel DG, Hoover RN, Rall DP, Saffioti U, Schneiderman MA, Upton AC, Day NE. (1978). *Estimates of the fraction of cancer in the United States related to occupational factors*. Bethesda, MD: National Cancer Institute, National Institute of Environmental Health Sciences, and National Institute for Occupational Safety and Health.

Briggs NC, Levine RS, Hall I, Cosby O, Brann EA and Hennekens CH. (2003). Occupational Risk Factors for Selected Cancers Among African American and White Men in the United States. *American Journal of Public Health*, 93(10): 1748-1752.

Brinton LA, Schairer C, Hoover RN, and Fraumeni JF. (1988). Menstrual factors and the risk of breast cancer. *Cancer Investigation*, 6(3): 245-54.

Brinton LA, Brogan DR, Coates RJ, Swanson CA, Potischman N, and Stanford JL. (1998). Breast cancer risk among women under 55 years of age by joint effects of usage of oral contraceptives and hormone replacement therapy. *Menopause*, 5(3): 145-51.

Bristol P (1992) The Politics of Breast Cancer. *Healthsharing*. Winter/Spring: np.

British Broadcast Corporation (BBC). (2002). *Air pollution cancer fears grow*. <http://news.bbc.co.uk/2/hi/health/1853675.stm> (accessed June 21, 2003).

British Society for Social Responsibility in Science. (1979). *Asbestos Killer Dust*. London: BSSRS Publications.

Brody JG, and Rudel RA. (2003). Environmental Pollutants and Breast Cancer. *Environmental Health Perspectives*, 111(8): 1007-1019.

Brophy J. (2004). Letter. *International Journal of Occupational and Environmental Health*, 10(1): 116-118.

Brophy J and Keith M. (2004). *Occupational and Environmental Risks for Breast Cancer*. Kingston Breast Cancer Action. Kingston Ontario.

Brophy J, Keith MM, Gorey KM, Laukkanen E, Reinhartz AD, Watterson A, Abu-Zahra H, Gilbertson M. and Hellyer D. (2004a). Farming and breast cancer risk: Case-control study at a Canadian cancer treatment centre (*in preparation*).

Brophy J, Keith MM, Gorey KM, Laukkanen E, Reinhartz AD, Watterson A, Abu-Zahra H, Gilbertson M. and Hellyer D. (2004b) Occupation and Head and Neck Cancer: Case-control study at a Canadian cancer treatment centre (*in preparation*).

Brophy J, Keith M, Luginaah I, Hellyer D, Reinhartz A, Abu-Zahra, H, Maticka-Tyndale E. (2004c). \$20,000 research grant from Canadian Breast Cancer Research Foundation - Ontario Chapter for "*Supplementary funds for Occupational and Environmental Histories of Breast Cancer Patients*".

Brophy J, Keith M, Luginaah I, Hellyer D, Reinhartz A, Abu-Zahra, H, Maticka-Tyndale E. (2003a). \$60,000 research grant from Breast Cancer Society of Canada for "*Occupational and Environmental Histories of Breast Cancer Patients*".

Brophy J, Keith M, Luginaah I, Hellyer D, Reinhartz A, Abu-Zahra H, Maticka-Tyndale E, Letcher R, Arukwe A, Flynn G. (2003b). \$149,850 research grant from Canadian Breast Cancer Research Foundation - Ontario Chapter for "*Occupational and Environmental Histories of Breast Cancer Patients*".

Brophy J, Keith M, Luginaah I, Hellyer D, Reinhartz A, Abu-Zahra H, Maticka-Tyndale E, Letcher R, Arukwe A, Flynn G. (2003c). \$10,000 research grant from the Green Shield Foundation for "*Occupational and Environmental Histories of Breast Cancer Patients*."

Brophy J and Keith M. (2003d). Occupational and Environmental Risks for Breast Cancer. Canadian Breast Cancer Foundation Annual Meeting. Toronto Ontario.

Brophy J, Keith MM, Gorey KM, Laukkanen E, Hellyer D, Watterson A, Reinhartz AD, and Gilbertson M. (2002). Occupational histories of cancer patients in a Canadian cancer treatment centre and the generated hypothesis regarding breast cancer and farming. *International Journal of Occupational and Environmental*, 8:346-353.

Brophy J and Keith M. (2002a). *LOHR Research (presentation)*. London Public Health Unit, London Ontario.

Brophy J and Keith M. (2002b). *The Health of Windsor and LOHR (presentation)*. Cancer Prevention Coalition, Windsor, Ontario.

Brophy J. (2002c). *The Health of Windsor and LOHR Sarnia (presentation)*. Occupational Health Clinic for Ontario Workers. Point Edward, Ontario.

Brophy J. (2002d). *The Health of Windsor and LOHR (presentation)*. University of Windsor Psychology Department Windsor, Ontario.

Brophy J and Keith M. (2001a). *What can be done about Breast Cancer?* Breast Cancer Prevention Coalition. Sarnia, Ontario.

Brophy J. (2001b). *LOHR Research (presentation)*. Breast Cancer and Diet Study, Windsor Ontario.

Brophy J, Reinhartz A and Keith M. (2001c). *Perspectives on Pancreatic Cancer and Occupation (presentation)*. Ontario Workplace Safety and Insurance Board Taskforce.

Brophy J, Reinhartz A and Keith M. (2000). *Cardiovascular Disease and Foundry Work (presentation)*. Ontario Workplace Safety and Insurance Board Taskforce.

Brophy J, Keith M, Gorey KM, Laukkanen E, and Hellyer D. (2000a). *Lifetime Occupational History Registry (LOHR) (poster presentation)*. Cancer Care Ontario, Occupational and Environmental Cancer Research Conference, French River, Ontario, May.

Brophy J. (2000b). *Keynote address on Occupational Cancer*. Hazards Conference, Durham UK.

Brophy J and Keith M. (2000c). *Environmental and Occupational Causes of Breast Cancer (presentation)*. Lincolnshire Against Cancer community group, Boston, UK.

Brophy J. (2000d). *Breast Cancer and LOHR (presentation)*. Willow Conference on Breast Cancer. Windsor, Ontario.

Brophy J and Keith M. (2000e). *Community Organizing for an Occupational Health Center in Sarnia, Ontario (presentation)*. American Public Health Association conference. http://apha.confex.com/apha/128am/techprogram/paper_13342.htm (accessed November 10, 2003).

Brophy J. (1999a). *The Impact of Occupational Cancer (presentation)*. Cancer Prevention conference, Hamilton, Ontario. http://www.stopcancer.org/transcr_ec/tr_brophy.html (accessed November 6, 2003).

Brophy J. (1999b). *Occupational Cancer (presentation)*. Lucien Brouha Society Symposium, University of Windsor, Ontario.

Brophy J, Reinhartz A and Keith M. (1999c). *Perspectives on Bladder Cancer and Occupation (presentation)*. Ontario Workers Safety and Insurance Board Taskforce.

- Brophy J and Parent M. (1999d). Documenting The Asbestos Story in Sarnia. *New Solutions*, 9(3): 297-315.
- Brophy J and Keith M. (1998a). *Occupational Health in the Global Economy (presentation)*. American Public Health Association Conference (APHA), New York, November.
- Brophy J. (1998b). Death from the Workplace. *Windsor Star*, August 12, 1996: A7.
- Brophy J. (1997a). Health Hazards and Work. *Windsor Star*, September 27, 1997: A7.
- Brophy J. (1997b). *Workplace Roulette: Gambling with Cancer. Press Statement*, October 30, 1997.
- Brophy J. (1995). Compensation and Occupational Disease: Submission to the Royal Commission on Workers' Compensation. *New Solutions*, Fall: 3-11.
- Brophy J. (1994). *Letter to Dr. Ethan Laukkanen, Chief Executive Officer, Windsor Regional Cancer Centre*.
- Brophy J. (1994a). *Public Policy and Workers Strategy Regarding Machining (Cutting) Fluids (presentation)*. American Public Health Association Conference (APHA). Washington.
- Brophy J. (1994b). *Cancer in the Auto Industry (presentation)*. Learned Society, Brock University.
- Brophy J, Cui J, Lawrence M, and Sampara P. (1994). *Health Effects of Cutting Fluids*. Report prepared for the Canadian Auto Workers (CAW) unpublished.
- Brophy, J. (1993). *Development of Occupational Health and Safety Movement (presentation)*. Learned Society, University of Windsor.
- Brophy J, Hellyer D, and Reinhartz A. (1993). *Letter to Dr. Ethan Laukkanen, Chief Executive Officer, Windsor Regional Cancer Centre*.
- Brophy J. (1992). "The Big Chill: Tough Times for Health and Safety." *OH&S Canada*, January/February: 90.
- Brophy, J. (1991). "Health and Safety in Ontario: Controversy Dogs Bill 208." *New Solutions*, Winter 1991: 12-16.
- Brophy J. (1990). Asbestos a major risk in schools. *Windsor Star*, April 14.
- Brophy J and Keith M. (1987). Hard Metals Disease at Valenite. *Labour Occupational Health Program Monitor*, 15 (4): 11-12.

Brophy J and Keith M. (1986). Valenite Modco. *Canadian Dimension*. (volume unknown): 12 –14.

Brophy, J and Jackson J. (1981). "Fighting for Health and Safety: Windsor, Ontario." *Radical America*, 15(5): 27-38.

Brophy, J and Jackson J. (1980). "The Windsor Occupational Safety and Health Council: The Story of W.O.S.H." *Canadian Dimension*, 14(7): 39-45.

Brown P and Clapp R. (2002). Looking Back on Love Canal. *Public Health Reports*, 117: 95-98.

Brown NM, Manzollilo, P, Zhang, JX, Wang J and Lamartiniere, CA. (1998). Prenatal TCDD and predisposition to mammary cancer in the rat. *Carcinogenesis*, 19(9): 1623-1629.

Brown NM, and Lamartiniere CA. (1995). Xenoestrogens alter mammary gland differentiation and cell proliferation in the rat. *Environmental Health Perspectives*, 103: 708-13.

Brown P and Mikkelsen EJ. (1990). No Safe Place: *Toxic Waste, Leukemia and Community Action*. Berkeley:University of California Press.

Brucker-Davis F, Thayer K, and Colborn T. (2001). Significant Effects of Mild Endogenous Hormonal Changes in Humans: Considerations for Low-Dose Testing. *Environmental Health Perspectives*, 109 (supplement 1): 21-6.

Brundtland G H. (2001). Speech to the 42nd Governing Council, International Agency for Research on Cancer. Lyon, http://www.who.int/director-general/speeches/2001/english/200110510_iarc42council.en.html.

Brunner E. (2000). Toward a New Social Biology. In Berkman LB and Kawachi I (eds), *Social Epidemiology*. USA: Oxford University Press.

Bulbulyan MA, Iiychova SA, Zahm SH, Astashevsky SV, and Zaridze DG. (1999). Cancer Mortality Among Women in the Russian Printing Industry. *American Journal of Industrial Medicine*, 36: 166-171.

Burnett C, Robinson C and Walker J. (1999). Cancer Mortality in Health and Science Technicians. *American Journal of Industrial Medicine*, 36: 155-158.

Burnett R, Cakmak S, Brook JR. (1998). The effect of the urban ambient air pollution mix on daily mortality rates in 11 Canadian cities. *Canadian Journal of Public Health*, 89: 152-156.

- Burnett RT, Brook JR, Yung WT, Dales RE, Krewski D. (1997). Association between ozone and hospitalization for respiratory disease in 16 Canadian cities. *Environmental Research*, 72: 24-31.
- Buxton JA, Gallagher PR, Le ND, Band PR, Bert JL. (1999). Occupational risk factors for prostate cancer mortality in British Columbia, Canada. *American Journal of Industrial Medicine*, 35: 82-6.
- Cahow K. (1995). The Cancer Conundrum. *Environmental Health Perspectives*, 103(11): 998-1004.
- Calle E, Murphy T, Rodriguez C, Thun M, and Heath C. (1998). Occupation and Breast Cancer Mortality in a Prospective Cohort of US Women. *American Journal of Epidemiology*, 148(2): 191-197.
- Canadian Auto Workers. (2003). *What We Do*. <http://www.caw.ca> (accessed June 26, 2003).
- Canadian Auto Workers. (1998). *Devil of a Poison: Prevent Cancer Campaign*. <http://www.caw.ca/whatwedo/health&safety/pdf/cawcancer.pdf> (accessed August 25, 2003).
- Canadian Breast Cancer Foundation (2003). *Windsor researcher wins CBCF grant for occupational risks*. <http://www.cbcf.org/Ontario/whatsnew/newsletter/2003spring.pdf> (accessed February 22, 2004).
- Canadian Cancer Society. (2004). *What Causes Breast Cancer*. http://www.cancer.ca/ccs/internet/standard/0,3182,3172_10175_272579_langId-en,00.html (accessed January 31, 2004).
- Canadian Cancer Society. (2004a). *Breast Cancer Statistics*. http://www.cancer.ca/ccs/internet/standard/0,3182,3172_14435_371399_langId-en,00.html (accessed April 21, 2004).
- Canadian Cancer Society. (2002). *Canadian Cancer Statistics 2002*. [http://www.newswire.ca/releases/April 2001/18/c5166.html](http://www.newswire.ca/releases/April%202001/18/c5166.html) (accessed June 24, 2003).
- Canadian Cancer Society. (2003). *Canadian Cancer Statistics*. http://www.cancer.ca/vgn/images/portal/cit_776/61/38/56158640niw_stats_en.pdf (accessed October 26, 2003).
- Canadian Centre for Occupational Health and Safety (CCOHS). (2003). *What is WHMIS?* http://www.ccohs.ca/oshanswers/legisl/intro_whmis.html (accessed February 22, 2004).
- Canadian Labour Congress. (2002). *The CLC Prevent Cancer Campaign*. Department of Health, Safety and Environment. Ottawa, Ontario.

Cancer Care Ontario. (2003). *General cancer statistics*. http://www.cancer.on.ca/ccs/internet/standard/0,3182,3172,14423_langID-en,00.html (accessed June 24, 2003).

Cancer Care Ontario. (2003). *Overview*. <http://www.cancercare.on.ca> (accessed June 24, 2003).

Cancer Care Ontario. (2003). *Targeting Cancer: Cancer 2020 Background Report*. <http://www.cancercare.on.ca/pdf/Cancer2020BackgroundReportMay2003.pdf> (accessed June 24, 2003).

Cancer Care Ontario. (2003a). *Targeting Cancer: Cancer 2020. Summary Report*. http://www.cancercare.on.ca/pdf/Cancer2020CCS-1513Report_summary.pdf (accessed January, 1, 2004).

Cancer Care Ontario. (2000). *Role of Cancer Care Ontario in the Surveillance of Occupation-Associated Cancers in Ontario*. <http://cancercare.on.ca> (accessed September 20, 2003).

Cancer Care Ontario. (1999). *Cancer Incidence and Mortality in Ontario 1964-1996*. <http://www.cancercare.on.ca/ocr/report/140-208/home.htm> (accessed September 20, 2003).

Cantor KP, Stewart PA, Brinton LA, and Dosemeci M. (1995). Occupational Exposures and Female Breast Cancer Mortality in the United States. *Journal of Occupational and Environmental Medicine*. 37(3): 336-348.

Caplan LS, Schoenfeld ER, O'Leary ES and Leske MC. (2000). Breast Cancer and Electromagnetic Fields – A Review. 1: *Annals of Epidemiology*. 10(1): 31-44.

Carlan N. (1995). *Press Release Announcing the Pilot Project to Capture Occupational Histories of Windsor Cancer Patients*.

Carlan N and Keil M. (1995). Developing a proposal for a working women's health survey. In Messing K, Neis B and Dumais L (eds), *Invisible: Issues in Women's Occupational Health / Invisible: La sante des travailleuses*, Charlottetown: Gynergy Books, p. 295.

Carlan N. (1994). *Letter to James Brophy, Executive Director, Occupational Health Clinics for Ontario Workers - Windsor*.

Carpenter CL, Ross RK, Paganini-Hill A, and Bernstein L. (1999). Lifetime exercise activity and breast cancer risk among post-menopausal women. *British Journal of Cancer*, 80(11): 1852-8.

Carpenter DO, Arcaro K, Bush B, Niemi WD, Pang S, and Vakharia DD. (1998). Human health and chemical mixtures: An overview. *Environmental Health Perspectives*, 106(supplement 6): 1263-1270.

- Carroll J. (1983). *Environmental Diplomacy. An Examination and a Prospective of Canadian-United States Transboundary Environmental Relations*. Ann Arbor:University of Michigan Press.
- Carson R. (1962). *Silent Spring*. Boston: Houghton Mifflin.
- Castleman B and Ziem GE. (1988). Corporate influence on threshold limit values. *American Journal of Industrial Medicine*, 13(5): 531-59.
- Castleman B. (1984). *Asbestos: Medical and Legal Aspects*. Law and Business Inc. New York: Harcourt Brace Jovanovich, Publishers.
- Chernomas R and Donner L. (2004). The Cancer Epidemic as a Social Event. *Canadian Centre for Policy Alternatives – Manitoba*.
<http://www.policyalternatives.ca/mb/> (accessed April 1, 2004).
- Checkoway H, Pearce N, and Crawford-Brown D. (1989). *Research methods in occupational epidemiology*. Oxford Press: New York.
- Chiarelli AM, Theis B, Holowaty E, Moravan V, and Nishri ED. (2000). *Breast Cancer in Ontario 1971-1996*. Surveillance Unit and The Ontario Breast Screening Program Division of Preventive Oncology, Cancer Care Ontario, Toronto.
- Chiazze L, Wong O, Nichols WE, and Ference LD. (1980). Breast Cancer mortality among PVC fabricators. *Journal of Occupational Medicine*, 22: 677-679.
- Chovil AC, McCracken WJ, Dowd EC, Stewart C, Burton DF, and Dyer DW. (1981). Occupational Cancer: experience in Ontario. *Canadian Medical Journal*, 125: 1237-1241.
- Citizens Environmental Alliance. (2003). *Citizens Environmental Alliance Home Page*. <http://www.mnsi.net/~cea/> (accessed October 3, 2003).
- Clapp R. (2000). Environment and health: 4. Cancer. *Canadian Medical Association Journal*, 163 (8): 1009-12.
- Clapp R. (1998). The Decline in U.S. Cancer Mortality from 1991 to 1995: What's Behind the Numbers? *International Journal of Health Services*, 28 (4): 747-755.
- Clark R, Levine R, Snedeker S. (1997). *Biology of breast cancer, breast cancer and environmental risk factors (Fact Sheet #5)*. Cornell University Program on Breast Cancer and Environmental Risk Factors in New York State, <http://www.cfe.cornell.edu/bcerf/> (accessed September 14, 2003).
- Clegg, LX, EJ Feuer, DN Midthune, MP Fay and BF Hankey. (2002). Impact of Reporting Delay and Reporting Error on Cancer Incidence Rates and Trends. *Journal of the National Cancer Institute*, 94:1537-45.

<http://jncicancerspectrum.oupjournals.org/cgi/content/abstract/jnci;94/20/1537> (accessed July 6, 2003).

Coble J, Hoppin JA, Engel L, Elci OC, Dosemeci M, Lynch CF and Alavanja M. (2002). Prevalence of exposure to solvents, metals, grain dust, and other hazards among farmers in the Agricultural Health Study. *Journal of Exposure Analysis and Environmental Epidemiology*, 12: 418-426.

Colborn T, Short P, Gilbertson M. (1999). Health effects of contemporary-use pesticides: the wildlife/human connection. *Toxicology and Industrial Health*, 15(1-2): 1-257.

Colborn T, vom Saal G, and Short P (eds). (1998). *Environmental Endocrine Disrupting Chemicals: Neural, Endocrine, and Behavioral Effects*. Princeton, New Jersey: Princeton Scientific.

Colborn T, Dumanoski D. and Myers JP. (1997). *Our Stolen Future*. USA: Plume Book.

Colborn T, Dumanoski D, and Myers JP. (2003). *Our Stolen Future*. *New sources of exposure to endocrine disruption*. <http://www.ourstolenfuture.org/NewScience/newsources/newsrce.htm> (accessed July 24, 2003).

Colborn T, Dumanoski D, and Myers JP. (2003b). *Our Stolen Future*. *Why endocrine disruption challenges current approaches to regulation of chemicals*. <http://www.ourstolenfuture.org/Basics/challenge.htm> (accessed July 24, 2003).

Colborn T, Dumanoski D, and Myers JP. (2003c). *Our Stolen Future*. *Non-monotonic Dose Response Curves*. <http://www.outstolenfuture.org/NewScience/lowdose/nonmonotonic.htm> (accessed July 24, 2003).

Colditz GA. (2001). Cancer Culture: Epidemics, Human Behavior, and the Dubious Search for New Risk Factors. *American Journal of Public Health*, 91(3): 357-359.

Colt JS and Blair A. (1998). Parental Occupational Exposures and Risk of Childhood Cancer. *Environmental Health Perspectives*, 106(supplement 3): 909-25.

Colton T, Greenberg ER, Noller K, Resseguie L, Van Bennekom C, Heeren T, et al. (1993). Breast cancer in mothers prescribed diethylstilbestrol in pregnancy: further follow-up. *Journal of American Medical Association*, 269: 2096-2100.

Copland LJ. (1993). *Textbook of Gynecology*. Philadelphia: Saunders Publisher.

Coogan PF and Aschengrau A. (1999). Occupational physical activity and breast cancer risk in the upper Cape Cod cancer incidence study. *American Journal of Industrial Medicine*, 36(2): 279-85.

Coogan PE, Newcomb PA, Clapp RW, Trentham-Dietz A, Baron JA, and Longnecker MP. (1997). Physical activity in usual occupation and risk of breast cancer (United States). *Cancer Causes and Control*, 8: 626-631.

Coogan PF, Clapp RW, Newcomb PA, Mittendorf R, Bogdan G, Baron JA, and Longnecker MP. (1996). Variation in female breast cancer risk by occupation. *American Journal of Industrial Medicine*, 30: 430-7.

Coogan PF, Clapp RW, Newcomb PA, Wenzl TB, Bogdan G, Mittendorf R, Baron JA, and Longnecker MP. (1996). Occupational Exposure to 60-Hertz Magnetic Fields and Risk of Breast Cancer in Women. *Epidemiology*, 7(5): 459-464.

Corbett TH. (1978). *Cancer and Chemicals*. Chicago:Nelson-Hall.

Cullen, MR, Cherniak MG and Rosenstock L. (1990). Occupational Medicine. Part II. *New England Journal of Medicine*, 322: 675-683.

Daly HB. (1993). Laboratory rat experiments show consumption of Lake Ontario salmon causes behavioral changes: support for wildlife and human research results. *Journal of Great Lakes Research*, 19:784-788.

Davis DL. (2002). *When Smoke Ran Like Water: Tales of Environmental Deception and the Battle Against Pollution*. New York: Basic Books.

Davis DL. (2001). *Environmental Links to Breast Cancer and Other Reproductive Health Problems*. The Breast Cancer Fund.
http://www.breastcancerfund.org/environment_slideshow/slideshow_intro.htm (accessed June 30, 2003).

Davis DL, Axelrod D, Bailey L, Gaynor M, Sasco A. (1998). Rethinking breast cancer risk and the environment: the case for the precautionary principle. *Environmental Health Perspectives*, 106 (9): 523-529.

Davis DL and Sieber SM. (1997a). Hormones, Hormone Metabolism, Environment, and Breast Cancer: A Workshop on the National Action Plan on Breast Cancer's Etiology Working Group. *Environmental Health Perspectives*, 105(supplement 3): 557.

Davis DL, Pongsiri M, Wolff M. (1997b). Recent developments on the avoidable causes of breast cancer. Recent developments on the avoidable causes of breast cancer. *Annals of the New York Academy of Sciences*, 837: 513-523.

Davis DL and Muir C. (1995). Estimating Avoidable Causes of Cancer. *Environmental Health Perspectives*, 103 (supplement 8): 301-308.

Davis DL, Bradlow HL, Wolff M, Woodruff T, Hoel DG, and Anton-Culver H. (1993). Medical Hypothesis: Xenoestrogens as Preventable Causes of Breast Cancer. *Environmental Health Perspectives*, 101(5): 372-7.

Davis DL, Axelrod D, Osborne M, Teland N, Bradlow HL and Sittner L. (1997). Avoidable Causes of Breast Cancer: The Known, Unknown, and the Suspected. *Annals of the New York Academy of Sciences*, 833: 112-28.

Davis DL, Blair A, Hoel D. (1992). Agricultural exposures and cancer trends in developed countries. *Environmental Health Perspectives*, 100: 39-44.

Davis DL and Hoel D (eds). (1990). Trends in Cancer Mortality in Industrial Countries. *Annals of the New York Academy of Sciences*, 609: 1-345.

Davis S, Mirick D, Stevens R. (2001). Night Shift Work, Light at Night, and Risk of Breast Cancer. *Journal of the National Cancer Institute*, 93(20): 1557-62.

DeBruin LS and Josephy PD. (2002) Perspectives on the Chemical Etiology of Breast Cancer. *Environmental Health Perspectives*, 110(supplement 1): 119 - 128.

Degen GH, and Bolt HM. (2000) Endocrine disrupters: update on xenoestrogens. *International Archives of Occupational and Environmental Health*, 73: 433-41.

Delzell E, Brown DA, and Matthews R. (2003). Mortality Among Hourly Motor Vehicle Manufacturing Workers. *Journal of Occupational and Environmental Medicine*, 45(8): 813-830.

DeMarini DM, Landi S, Tian D, Hanley, NM, Li X, Hu F, Roop BC, Mass MJ, Keohavong P, Gao W, Olivier M, and Mumford JL. (2001). Lung tumour KRAS and TP53 mutations in nonsmokers reflect exposure to PAH-rich coal combustion emissions. *Cancer Research*, 61(18): 6679-81.

De Roos AJ, Olshan AF, Teschke K, Poole C, Savitz DA, Blatt J, Bondy ML, Pollock BH. (2001). Parental occupational exposures to chemicals and incidence of neuroblastoma in offspring. *American Journal of Epidemiology*, 154(2): 106-14.

Dewailly E, Dodin S, Verrault, R, Ayotte, P, Sauve, L, Brisson J. (1994). High organochlorine body burden in women with estrogen receptor-positive breast cancer. *Journal of the National Cancer Institute*, 86:232-234.

Dewar R, Siemiatycki J, and Gerin M. (1991). Loss of statistical power associated with the use of a job-exposure matrix in occupational case-control studies. *Applied Occupational and Environmental Hygiene*, 6: 508-515.

Dich J, Zahm SH, Hanberg A, Adami HO. (1997). Pesticides and cancer. *Cancer Causes & Control*, 8: 420-443.

Dickson RB and Lippman ME. (2001). Cancer of the Breast. In DeVita VT, Hellman S and Rosenberg SA (eds), *6th edition Cancer: Principles and Practice of Oncology*, 2: 1633-1651.

Do MT. (2004). Letter regarding Occupational Histories of Cancer Patients in a Canadian Treatment Centre and the Generated Hypothesis regarding Breast Cancer and Farming. *International Journal of Occupational and Environmental Health*, 10(1): 104.

Doll R. (1984). Occupational Cancer: Problems in Interpreting Human Evidence. *Annals of Occupational Hygiene*, 28: 291-305.

Doll R and Peto R. (1981a). The causes of cancer: quantitative estimates of avoidable risks of cancer in the United States today. *Journal of the National Cancer Institute*, 66: 1191-308.

Doll R and Peto R. (1981b). *The causes of cancer: quantitative estimates of avoidable risks of cancer in the United States today*. Oxford and New York:Oxford University Press.

Doll R. (1977). Strategy for detection of cancer hazards to man. *Nature*, 265: 589-596.

Doll R and Wakeford R. (1997). Risk of childhood cancer from fetal irradiation. *British Journal of Radiology*, 70:130-139.

Dosemeci M, and Blair A. (1994). Occupational Cancer Mortality Among Women Employed in the Telephone Industry. *Journal of Occupational Medicine*, 36 (11): 1204-1209.

Dosemeci M, Cocco P, Gomez M, Stewart PA, and Heineman EF. (1994). Effects of three features of a job-exposure matrix on risk estimates. *Epidemiology*, 5(1):124-7.

Doyal L (1979) *The Political Economy of Health*. Pluto Press. London.

Duell EJ, Millikan RC, Savitz DA, Newman B, Smith JC, Schell MJ and Sandler, DP. (2000). A population-based case-control study of farming and breast cancer in North Carolina. *Epidemiology*, 11(5): 523-31.

Duell EJ, Millikan RC, Savitz DA, Schell MJ, Newman B, Tse CJ and Sandler, DP. (2001). Reproducibility of Reported Farming Activities and Pesticide Use among Breast Cancer Cases and Controls: A Comparison of Two Modes of Data Collection. *Annals of Epidemiology*, 11: 178-185.

Dupre, JS. (1984). *Report of the Royal Commission on Matters of Health and Safety Arising from the Use of Asbestos in Ontario*. Ontario Ministry of the Attorney General. Toronto:Queens Printer for Ontario.

Eisen EA, Tolbert PE, Monson RR, Smith TJ. (1992). Mortality studies of machining fluid exposure in the automobile industry I: A standardized mortality analysis. *American Journal of Industrial Medicine*, 22: 809-824.

Edwards BK, Howe HL, Ries LAG, Thun MJ, Rosenberg HM, Yancik R, Wingo PA, Jemal A, and Feigal EG. (2002). Annual Report to the Nation on the Status of Cancer, 1973-1999, Featuring Implications of Age and Aging on the U.S. Cancer Burden. *Cancer*, 94 (10): 2766-2792.

Ehring G and Roberts W. (1993). *Giving Away a Miracle*. Oakville Canada: Mosaic Press.

Elinder CG. (1992). Cadmium as an environmental hazard. *International Agency for the Research of Cancer (IARC) Scientific Publications*, 118: 123-132.

Encarta. (2003). *Cancer*. [http://au.encarta.msn.com/encyclopedia_761572256/Cancer_\(medicine\).html](http://au.encarta.msn.com/encyclopedia_761572256/Cancer_(medicine).html) (accessed December 14, 2003).

End Breast Cancer. (2002). *Breast Cancer Facts and Figures*. <http://breastcancer.care2.com/ebc-facts.html> (accessed July 15, 2003).

Enger SM, Ross RK, Henderson B, and Bernstein L. (1997). Breastfeeding history, pregnancy experience and risk of breast cancer. *British Journal of Cancer*, 76(1): 118-123.

Environmental Protection Agency. (2001). *Ask EPA*. <http://www.epa.gov/region08/superfund/libby/qsmoke.html> (accessed September 28, 2003).

Environment Canada. (1999). *Canadian Great Lakes Remedial Action Plans*. <http://www.on.ec.gc.ca/water/greatlakes/raps/annex2.html> (accessed September 28, 2003).

Environment Canada. (1998). *Detroit River Remedial Action Plan*. <http://www.on.ec.gc.ca/water/greatlakes/raps/connecting/detroit/intro.html> (accessed September 28, 2003).

Epstein S. (2003). Cancer: It's A Growth Industry (interview). *Z Magazine*, October: 39-42.

Epstein S. (2002). *How to Win the Losing War Against Cancer* (updated version of a publication that appeared in the *International Journal Of Health Services* 32(4):669-707, 2002). <http://www.preventcancer.com/publications/index.htm> (accessed June 28, 2003).

- Epstein S. and Gross L. (2000). The High Stakes of Cancer Prevention. *Tikkun*, 15(6): 33-38.
- Epstein, S. (1998a) "Winning the War Against Cancer? Are They Even Fighting it?" *The Ecologist*, 28 (2): 69-80.
- Epstein, S. (1998b). *Politics of Cancer Revisited*, USA: East Ridge Press.
- Epstein S, Steinman D, LeVert S. (1997). *The Breast Cancer Prevention Programme*. USA: MacMillian, 416 pp.
- Epstein S. (1990). Losing the War Against Cancer: Who's To Blame and What To Do About It. *International Journal of Health Sciences*, 20 (1): 53-71.
- Erren TC. (2001). A Meta-Analysis of Epidemiologic Studies of Electric and Magnetic Fields and Breast Cancer in Women and Men. *Bioelectromagnetic*, (supplement 5): S105-S119.
- Essex County District Health Council. (1997). *Taskforce on Cancer Prevention: Windsor and Essex County*.
- Essex County District Health Council. (1995). *A Picture of Health: Windsor and Essex County*.
- European Commission of Research. (2003). *Endocrine Disrupter Research*. http://europa.eu.int/comm/research/endocrine/index_en.html (accessed July 17, 2003).
- European Environment Agency. (2001). *Late lessons from early warnings: the precautionary principle 1896-2000*. Denmark.
- Evans N (ed). (2002). *State of the Evidence: What is the Connection Between Chemicals and Breast Cancer?* Breast Cancer Fund and Breast Cancer Action. <http://www.breastcancerfund.org/index.htm> (accessed August 8, 2003).
- Fincham S, MacMillan A, Turner D, Berkel J. (1993). Occupational risks for cancer in Alberta. *Health Reports*, 5: 67-72.
- Finkelstein M. (1989). Analysis of mortality patterns and workers compensation awards among asbestos insulation workers in Ontario. *American Journal of Industrial Medicine*, 16: 523-528.
- Finkelstein MM. (1995). Occupational associations with lung cancer in two Ontario cities. *American Journal of Industrial Medicine*, 27: 127-36.
- Firth M, Brophy J, and Keith M. (1997). *Workplace Roulette: Gambling with Cancer*. Toronto: Between the Lines Inc.

Flower KB, Hoppin JA, Lynch CF, Blair A, Knott C, Shore DL, Sandler DP. (2003). Cancer Risk and Parental Pesticide Application in Children of Agricultural Health Study Participants. *Environmental Health Perspectives*, 112(5): 631-5.

Ford R. (1995). Health study paints grim picture. *Windsor Star*, (a series of articles, beginning September 12, 1995).

Franceschi S, Favero A, La Vecchia C, Baron AE, Negri E, Dal Maso L, Giacosa A, Montella M, Conti E, and Amadori D. (1996). Body size indices and breast cancer risk before and after menopause. *International Journal of Cancer*, 67(2): 181-6.

Friedenreich C. (2001). *Review of Diet and Breast Cancer. Summary report: Review of Lifestyle and Environment Risk Factors for Breast Cancer.* Canadian Breast Cancer Initiative, Canada.

Friedman GD. (1987). *Primer of Epidemiology.* Third Edition. New York: McGraw-Hill.

Fritschi L, Nadon L, Benke G, Lakhani R, Latreille B, Parent ME, Siemiatycki J. (2003). Validation of expert assessment of occupational exposures. *American Journal of Industrial Medicine*, 43(5): 519-22.

Fritschi L, Siemiatycki J, and Richardson L. (1996). Self-assessed versus expert-assessed occupational exposures. *American Journal of Epidemiology*, 144: 521-27.

Gail MH, and Costantino JP. (2001). Validating and Improving Models for Projecting the Absolute Risk of Breast Cancer. *Journal of the National Cancer Institute*, 93(5): 358-366.

Gail MH, Costantino JP, Bryant J, Croyle R, Freedman L, Helzlsouer K, and Vogel V. (1999). Weighing the risks and benefits of tamoxifen treatment for preventing breast cancer. *Journal of the National Cancer Institute*, 91(21): 1829-46.

Gail MH and Rimer B. (1998). Risk-based recommendations for mammographic screening for women in their forties. *Journal of Clinical Oncology*, 16: 3105-14.

Gail MH, Brinton LA, Byar DP, Corle DK, Green SB, Schairer C, et al. (1989). Projecting individualized probabilities of developing breast cancer for white females who are being examined annually. *Journal of the National Cancer Institute*, 81: 1879-86.

Gammon MD, John EM, and Britton JA. (1998). Recreational and Occupational Physical Activities and Risk of Breast Cancer. *Journal of the National Cancer Institute*, 90(2): 100-117.

Gardner KM, Shu XO, Jin F, Dai Q, Ruan Z, Thompson SJ, Hussey JR, Gao YT, and Zheng W. (2002). Occupations and Breast Cancer risk Among Chinese Women in Urban Shanghai. *American Journal of Industrial Medicine*, 42: 296-308.

Gee D and Greenberg M. (2001). Asbestos: from “magic” to malevolent mineral. In Harremoes P et al. and European Environment Agency (eds), *Late Lesson from early warnings: the precautionary principle 1896-2000*. European Environment Agency: 52-63.

Gerhardsson de Verdier M, Plato N, Steineck G, Peters JM. (1992). Occupational exposures and cancer of the colon and rectum. *American Journal of Industrial Medicine*, 22: 291-303.

Gerin M, Siemiatycki J, DesyM, Krewski D. (1998). Associations between several sites of cancer and occupational exposure to benzene, toluene, xylene, and styrene: results of a case-control study in Montreal. *American Journal of Industrial Medicine*, 34: 144-56.

Giachello A, Rodreguez G, and Sayad JV. (2001). From data to social action: A case study of community-university partnership for economic justice. In Sullivan M, Kelly JG (eds), *Collaborative Research*. Washington: American Public Health Association, 169 - 194.

Gindin S. (1995). *The Canadian Auto Workers; the birth and transformation of a union*. Toronto: James Lorimer & Company Publishers.

Gilberston M. and Brophy J. (2001). Community Health Profile of Windsor, Ontario: *Environmental Health Perspectives*, 109(supplement 6): 827-843.

Gilks W, and Richardson S. (1992). Analysis of disease risks using ancillary risk factors, with application to job-exposure matrices. *Statistics in Medicine*, 11: 1443-1463.

Gills DC. (2001). Unequal and uneven: critical aspects of community-university partnership. In Sullivan M, Kelly JG (eds), *Collaborative Research*. Washington: American Public Health Association, pp 3-23.

Gilmour H and Gentleman JF. (1999). Mortality in metropolitan areas. *Health Reports* 11: 9-19. <http://www.stat-can.ca/english/ads/82-003-XIB/06-99.htm> (accessed June 6, 2001).

Globocan 2000. (2001). *Cancer Incidence, Mortality and Prevalence Worldwide*. Version 1.0 IARC Cancer Base No. 5; Lyon, IARC Press.

Goldberg M, Lenz S, Campbell S, Valois MF. (2001). The Association Between Breast Cancer and Alcohol Consumption. *Health Canada – Summary Report – Review of Lifestyle and Environmental Risk Factors for Breast Cancer*: 11- 14.

- Goldberg MS, and Labreche F. (1996). Occupational risk factors for female breast cancer: a review. *Occupational and Environmental Medicine*, 53: 145-56.
- Goldberg M, Kromhout H, Guenel P, Fletcher AC, Gerin M, Glass DC, Heederik D, Kauppinen T, and Ponti A. (1993). Job exposure matrices in Industry. *International Journal of Epidemiology*, 22: S10-S15.
- Goldsmith, Z. (1998). Cancer: A Disease of Industrialization. *The Ecologist*, 28(2): 93-99.
- Goldsmith E. (1998). Are the Experts Lying? *The Ecologist*, 28(2): 51-53.
- Gorey KM, Brophy J, Keith M, Hellyer D and Laukkanen E. (1999). *Research Proposal for Occupational Histories of Windsor-Essex County, Ontario Cancer Patients*. Accepted and funded by Research Advisory Council (RAC) of the Workplace Safety and Insurance Board, Ontario, Canada.
- Gorey KM, Holowaty EJ, Laukkanen E, Fehringer G. and Richter NL. (1998). Association between socioeconomic status and cancer incidence in Toronto Ontario: Possible confounding of cancer mortality by incidence and survival. *Cancer Prevention & Control*, 2: 236-241.
- Grayson JP. (1994). Perceptions of Workplace hazards. Perspectives of Labour and Income. *Statistics Canada*, Spring: 41-47.
- Greene-Potomski J. (1999). *Letter of Support for the LOHR Research project by the Windsor Women's Incentive Centre*.
- Gunnarsdottir HK, Kjaerheim K, Boffetta P, Rafnsson V, and Zahm SH. (1999). Women's Health: Occupational, cancer and reproduction. A conference overview. *American Journal of Industrial Medicine*, 36(1): 1-5.
- Gunnarsdottir HK, Aspelund T, Karlsson T, and Rafnsson V. (1997). Occupational Risk Factors for Breast Cancer Among Nurses. *International Journal of Occupational and Environmental Health*, 3(4): 254-258.
- Gunnarsdottir H and Rafnsson V. (1995). Cancer Incidence Among Icelandic Nurses. *Journal of Occupational and Environmental Medicine*, 37(3): 307-312.
- Habel LA, Stanford JL, Vaughan TL, Rossing MA, Voigt LF, Weiss NS, and Daling JR. (1995). Occupation and Breast Cancer Risk in Middle-Aged Women. *Journal of Occupational and Environmental Medicine*, 37(3): 349-356.
- Hackshaw AK, Law MR, and Walk NJ. (1997). The accumulated evidence on lung cancer and environmental tobacco smoke. *British Medical Journal*, 31: 980-988.

Hall RH (1998). The Medical-Industrial Complex. *The Ecologist*, 28(2): 62-68.

Ham J. (1976). *Report of the Royal Commission on the Health and Safety of Workers in Mines*. Ontario Royal Commission on the Health and Safety of Workers in Mines. Toronto: Ministry of the Attorney General.

Hammond EC, Selikoff IJ, Seidman H. (1979). Asbestos exposure, cigarette smoking and death rates. *Annals of the New York Academy of Sciences*, 330: 473-490.

Hankin JH. (1993). Role of nutrition in women's health: diet and breast cancer. *Journal of the American Dietetic Association*, 93: 994-999.

Hansen E. (1992). Cancer Mortality Among Danish Molders. *American Journal of Industrial Medicine*, 20: 401-409.

Hansen J. (2001). Light at Night, Shiftwork, and Breast Cancer Risk. *Journal of the National Cancer Institute*, 93(20): 1513-1515.

Hansen J. (1999). Breast Cancer Risk Among Relatively Young Women Employed in Solvent-Using Industries. *American Journal of Industrial Medicine*, 36: 43-47.

Hardell L and Eriksson M. (2003). Is the decline of the increasing incidence of non-Hodgkin's lymphoma in Sweden and other countries a result of cancer prevention measures? *Environmental Health Perspectives*, 111(14): 1704-6.

Harremoes P, Gee D, MacGarvin M, Stirling A, Keys J, Wynne B, and Vaz SG. (2001). *Late lessons from early warnings: the precautionary principle 1986 – 2000*. European Environment Agency. Luxembourg: Office for Official Publications of the European Communities.

Harvard Centre for Cancer Prevention. (1996). *Harvard Summary on cancer prevention*. http://www.hsph.harvard.edu/cancer/publications/reports/vol1_full_text/print_ready/summary.html (accessed June 27, 2003).

Harvard Centre for Cancer Prevention. (1996). *Harvard Summary on dietary factors*. http://www.hsph.harvard.edu/cancer/publications/reports/vol1_full_text/print_ready/diet.html (accessed June 27, 2003).

Hashimoto T, Tokuchi Y, Hayashi M, Koayashi Y, Hayashi S, Ishikawa Y, Nakagawa K, Hayashi J, Tsuchiya E. (2000). Different subtypes of human lung adenocarcinoma caused by different etiological factors. Evidence from p53 mutational spectra. *American Journal of Pathology*, 157(6): 2133-41.

Hayes RB, Yin SN, Dosemeci M, Li GL, Wacholder S, Travis LB, Li CY, Tothman N, Hoover RN, and Linet S. (1997). Benzene and the dose-related incidence of hematologic neoplasms in China. *Journal of the National Cancer Institute*, 89, 1065-1071.

Health Canada. (2003). *Canadian Tobacco Use Monitoring Survey 2001*. <http://www.hc-sc.gc.ca/hecs-sesc/tobacco/research/ctums/2001/2001ets.html> (accessed July 6, 2003)

Health Canada. (2003). *Facts about Tobacco*. <http://www.hc-sc.gc.ca/hecs-sesc/tobacco/facts> (accessed July 11, 2003).

Health Canada. (2001). *Summary Report: Review of Lifestyle and Environmental Risk Factors for Breast Cancer*. Minister of Public Works and Government Services Canada. <http://www.hc-sc.gc.ca/pphb-dgspsp/publicat/cbci-iccs01/> (accessed April 21, 2004).

Health Canada. (2001). *Cancer Strategy*. <http://www.hc-sc.gc.ca/hppb/csc/bldg/overview.html> (December 13, 2003)

Health Canada. (1999). *Breast Cancer in Canada*. http://www.hc-sc.gc.ca/pphb-dgspsp/publicat/updates/breast-99_e.html (accessed July 5, 2003).

Health Canada. (1998). *Detroit River Area of Concern: Health Data and Statistics for the Population of Windsor and Region (1986-1992)*. Great Lakes Health Effects Program. Technical Report for the RAP Community. <http://www.hc-sc.gc.ca/ehp/ehd/bch/bioregional/healthdata.htm> (accessed September 28, 2003).

Health Canada. (1997). *Economic Burden of Illness in Canada, 1993*. Population and Public Health Branch. http://www.hc-sc.gc.ca/pphb-dgspsp/publicat/ebic-femc93/burdx4_e.html (accessed December 20, 2003).

Health and Welfare Canada. (1991). *Carcinogen Assessment: A Research Report to the Department of National Health and Welfare*. (Cat H49-69/1991), Ottawa: Minister of Supply and Services.

Hellyer D, Brophy J, Keith M, Gorey KM, and Laukkanen E. (2000). *Lifetime Occupational History Registry (LOHR) (poster presentation)*. Cancer Care Ontario Conference, Toronto, April.

Henderson BE, Pike MC, Berstein L, Ross RK. (1996). Breast cancer. In Schottenfeld D, Fraumeni JF (eds), *Cancer epidemiology and prevention*. 2nd ed. Oxford: Oxford University Press, 1022-1039.

Henderson G. (2002a). A Horror Story. *Windsor Star*, January 26: 3.

Henderson G. (2002b). Beyond French fries. *Windsor Star*, January 29: 3.

Herbst AL, Ulfelder H, Poskanzer DC. (1971). Adenocarcinoma of the vagina: association of maternal stilbestrol therapy with tumors appearance in young women. *New England Journal of Medicine*, 284: 878-881.

Herbert R and Landrigan PJ. (2000). Work-Related Death: A Continuing Epidemic. *American Journal of Public Health*, 90(4): 541-545.

Hernberg S. (1991). *Introduction to Occupational Epidemiology*. USA: Lewis Publishers. United States of America.

Higginson J, Muir CS, and Munoz N. (1992). *Human Cancer: Epidemiology and Environmental Causes*. Cambridge: Cambridge University Press.

Hill J. (1762). Tobacco cancers: Hill and Soemmering. In Shimkin MB (ed.) (1977). *Contrary to Nature: Being an Illustrated Commentary on Some Persons and Events of Historical Importance in the development of Knowledge Concerning Cancer*. Washington, DC: Department of Health, Education, and Welfare: 93-94.

Hills M and Mullett J. (2000). Community-Based Research: Creating Evidence-Based Practice for Health and Social Change. Presented at *Qualitative Evidence-based Conference*, Coventry University, May 15-17. <http://www.leeds.ac.uk.educol/documents/00001388.htm> (retrieved: 7/25/2004).

Hirao T, Nelson HH, Ashok TD, Wain JC, Mark EJ, Christiniani DC, Wiencke JK, Kelsey KT. (2001). Tobacco smoke-induced DNA damage and an early age of smoking initiation induce chromosome loss at 3p21 in lung cancer. *Cancer Research*, 61(2): 612-615.

Ho C. (2003). Is working in health care a risk factor for breast cancer? *Occupational Medicine Clinic Update*. Occupational Health Clinics for Ontario Workers – Sarnia. 2 (7). http://www.ohcow.on.ca/clinics/sarnia/docs/Vol_2_Iss_7.PDF (accessed February 1, 2004).

Hodgson M. (2002). Occupational cancer Lessons from history. *Clinical Occupational and Environmental Medicine*, 2: 677-684.

Hoeksema MJ, and Law C. (1996). Cancer Mortality Rates Fall: A Turning Point for the Nation. *Journal of the National Cancer Institute*, 88(23): 1706-1707.

Hoel DG, Davis, DL, Miller AB, Sondik EJ, and Swerdlow AJ. (1992). Trends in cancer mortality in 15 industrialized countries, 1969-1986. *Journal of the National Cancer Institute*, 84(5): 313-320.

Hofrichter R (ed). (2003). *Health and Social Justice: Politics, Ideology, and Inequity in the Distribution of Disease*. San Francisco: John Wiley & Sons.

- Hogan DJ, Lane PR, Gran L, Wong D. (1990). Risk factors for squamous cell carcinoma of the skin in Saskatchewan, Canada. *Journal of Dermatological Science*, 1: 97-101.
- Holmberg PC and Nurminen M. (1980). Congenital defects of the central nervous system and occupational factors during pregnancy. *American Journal of Industrial Medicine*, 1: 167-176.
- Holowaty EJ, Marrett L and Sullivan T. (2003). *The Ontario Occupational Cancer Research and Surveillance Program*. <http://www.cdc.gov/niosh/sbw/posters/marrett.html> (accessed February 22, 2004).
- Horton R. (1998). The new new public health of risk and radical engagement (editorial). *Lancet*, 352(9): 251.
- Howe GR, and Lindsay JP. (1983). A Follow-up Study of a Ten-Percent Sample of the Canadian Labour Force. 1. Cancer Mortality in Males, 1965-73. *Journal of the National Cancer Institute*, 70(1): 37-44.
- Huang Z; Hankinson SE; Colditz GA; Stampfer MJ; Hunter DJ; Manson JE; Hennekens CH; Rosner B; Speizer FE; Willett WC. (1997). Dual effects of weight and weight gain on breast cancer risk. *Journal of the American Medical Association*, 278(17): 1407-11.
- Hueper WC, Wiley F and Wolfe HD. (1938). Experimental Production of Bladder Tumors in Dogs by Administration of Beta-Naphthylamine. *Journal of Industrial Hygiene and Toxicology*, 20:46-84.
- Human Resources Development Canada. (2001). *Windsor-Essex County Industrial Profile*. http://www.on.hrdc-drhc.gc.ca/english/offices/windsor/lmi/comprof/geoprof_e.shtml (accessed August 25, 2003).
- Human Resources Development Canada. (1992). *National Occupational Classification*. Ottawa: Human Resources Development Canada.
- Industrial Disease Standards Panel. (1997). *Report to the Workers' Compensation Board on the health effects of occupational exposure to fluids used for machining and lubricating metal in manufacturing: Cancer of the rectum*. <http://www.canoshweb.org/odp/html/rpt12.htm> (accessed July 1, 2003).
- Industrial Disease Standards Panel. (1996). *Addendum to the IDSP Report No. 12 Report to the Workers' Compensation Board on Lung Cancer in the Hardrock Mining Industry*. <http://www.canoshweb.org/odp/html/rpt12.htm> (accessed July 1, 2003).

Industrial Disease Standards Panel. (1996). *Report to the Workers' Compensation Board on the health effects of occupational exposure to fluids used for machining and lubricating metal in manufacturing: Cancer of the oesophagus*. <http://www.canoshweb.org/odp/html/rpt12.htm> (accessed July 1, 2003).

Industrial Disease Standards Panel. (1995). *Report to the Workers' Compensation Board on the health effects of occupational exposure to petroleum-based fluids used for machining and lubricating metal in manufacturing: Cancer of the larynx*. <http://www.canoshweb.org/odp/html/rpt12.htm> (accessed July 1, 2003).

Industrial Disease Standards Panel. (1994a). *Report to the Workers' Compensation Board on Lung Cancer in the Hardrock Mining Industry*. <http://www.canoshweb.org/odp/html/rpt12.htm> (accessed July 1, 2003).

Industrial Disease Standards Panel. (1994b). *Report to the Workers' Compensation Board on Cardiovascular Disease and Cancer Among Firefighters*. <http://www.canoshweb.org/odp/html/rpt12.htm> (accessed July 1, 2003).

Industrial Disease Standards Panel. (1994c). *Proposal for a Feasibility Study of Occupation Data Collection from Cancer Patients in Two Ontario Communities*. Submitted June 20, 1994.

Industrial Disease Standards Panel. (1990). *Second Report to the Workers' Compensation Board on Certain Issues Arising from the Report of the Royal commission on Asbestos*. <http://www.canoshweb.org/odp/html/rpt12.htm> (accessed July 1, 2003).

Industrial Disease Standards Panel. (1989). *Report to the Workers' Compensation Board on the Ontario Uranium Mining Industry*. IDSP Report No. 6. <http://www.canoshweb.org/odp/html/rpt12.htm> (accessed July 1, 2003).

Industrial Disease Standards Panel. (1988). *First Report To The Workers' Compensation Board On Certain Issues Arising From The Report Of The Royal Commission On Asbestos*. <http://www.canoshweb.org/odp/html/rpt12.htm> (accessed July 1, 2003).

Industrial Disease Standards Panel. (1988). *Report to the Workers' Compensation Board on the Health Worker Effect*. <http://www.canoshweb.org/odp/html/rpt12.htm> (accessed July 1, 2003)

Industrial Disease Standards Panel. (1987). *Report to the Workers' Compensation Board on the Ontario Gold Mining Industry*. <http://www.canoshweb.org/odp/html/rpt12.htm> (accessed July 1, 2003)

Infante PF, Rinsky RA, Wagoner JK and Young RJ. (1977a). Leukaemia in benzene workers. *Lancet*, ii: 76-78.

Infante PF, Rinsky RA, Wagoner JK and Young RJ. (1977b). Benzene and leukaemia. *Lancet*, ii: 867-868.

Infante PF. (1987). Benzene toxicity: Studying a subject to death. *American Journal of Industrial Medicine*, 11: 599-604.

Infante PF and DiStasio MV. (1988). Occupational benzene exposure: Preventable deaths. *Lancet*, i, 1399-1400.

Infante PF, Schwartz E and Cahill R. (1990). Benzene in petrol: a continuing hazard. *Lancet*, 335: 814-815.

Infante PF. (1992). Benzene and leukemia: The 0.1 ppm ACGIH proposed TLV for benzene. *Applied Occupational and Environmental Hygiene*, 7: 253-262.

Infante PF. (1993). State of the science on the carcinogenicity of gasoline with particular reference to cohort mortality study results. *Environmental Health Perspectives*, 101(supplement 6): 105-105.

Infante PF. (1995). Cancer and Blue-Collar Workers: Who Cares? *New Solutions*, Winter: 52-57.

Infante PF. (1995a). Benzene and leukemia: Cell types, latency and amount of exposure associated with leukemia. (In Imbriani M, Ghittori S, Pezzagno G, Capodaglio E (eds), *Update on Benzene, Advances in Occupational Medicine and Rehabilitation*. Fondazione Salvatore Maugeri Edizioni, Pavia, Italy: 107-120.

Infante PF. (1997). *Quantitative risk from leukemia/lymphoma from occupational exposure to benzene*. The Toxicology Forum 22nd Annual Winter Meeting, pp. 485-488, Toxicology Forum, Inc, Washington, D.C.

Infante PF. (2001). Benzene: an historical perspective on the American and European occupational setting. In Harremoes P et al. and European Environment Agency (eds), *Late Lesson from early warnings: the precautionary principle 1896-2000*. European Environment Agency: 38-51.

International Agency for Research on Cancer (IARC). (2003). *World Cancer Report*. Lyon: World Health Organization.

International Agency for Research on Cancer (IARC). (1982). *Summaries and Evaluations*, 29: 93. <http://www.inchem.org/documents/iarc/vol29/benzene.html> (accessed September 29, 2003).

International Agency for Research on Cancer (IARC). (1987). *Preamble Monograph for the Evaluation of Carcinogens for Humans*, supplement 7. <http://www.inchem.org/documents/iarc/suppl7/benzene.html> (accessed September 29, 2003).

International Agency for Research on Cancer (IARC). (1987a). *IARC Monographs on the Evaluation of Carcinogenic Risks of Chemicals to Humans*. International Agency for Research on Cancer. Lyon: World Health Organization.

International Agency for Research on Cancer. (IARC). (1991). Occupational exposures in insecticide application and some pesticides. *Monographs on the evaluation of the carcinogenic risk of chemicals to humans* (53). Lyon: World Health Organization.

International Agency for Research on Cancer (IARC). (1994). Some industrial chemicals. *IARC Monographs on the Evaluation of Carcinogenic Risks of Chemicals to Humans* (60). Lyon: International Agency for Research on Cancer. Lyon: World Health Organization.

International Agency for Research on Cancer (IARC). (1995). List of IARC Evaluations. *Monographs on the Evaluation of Carcinogenic Risks to Humans*. Lyon: World Health Organization.

International Classification of Diseases. (1992). *Clinical Modifications*. Vols 1 and 2. Ninth Revision, 4th ed. Los Angeles: Practice Management Information Corporation.

International Joint Commission. (1992). *Air Quality in the Detroit-Windsor/Port Huron-Sarnia Region*. A Report to the Governments of Canada and the United States Pursuant to the Reference of July 8, 1975 and letters from the governments of September 30, 1988. ISBN 1-895085-35-7.

International Joint Commission. (1990). *Detroit-Windsor/Port Huron-Sarnia Air pollution Advisory Board report*. Washington and Ottawa.

International Joint Commission. (1972). *Transboundary Air Pollution: Detroit and St. Clair Areas*. Washington and Ottawa.

Israel B, Schulz A, Parker E, Becker A, Allen A, and Guzman J. (2003) Critical Issues in Developing and Following Community Based Participatory Research Principles. *Community-Based Participatory Research for Health*. Ed. M. Minkler and N. Wallerstein. Jossey-Bass Publisher. San Francisco: pp. 53-76.

Israel BA, Shulz AJ, Parker EA and Becker AB. (1998). Review of Community-Based Research: Assessing Partnership Approaches to Improve Public Health. *Annual Review of Public Health*, 19: 173-202.

Jacobson JL and Jacobson SW. (1993). A four-year follow-up study of children born to consumers of Lake Michigan fish. *Journal of Great Lakes Research*, 19: 776-783.

Janssens JP, Hacke EV, Geys H, Bruckers L, Renard D and Molenberghs G. (2001). Pesticides and mortality from hormone-dependent cancers. *European Journal of Cancer Prevention*, 10: 459-467.

Johnson KC, Hu J and Mao Y. (2000). Passive and active smoking and breast cancer risk in Canada, 1994-97. The Canadian Cancer Registries Epidemiology Research Group. *Cancer Causes & Control*, 11(3): 211-21.

Johnson-Thompson M and Guthrie J. (2000). Ongoing research to identify environmental risk factors in breast carcinoma. *Cancer*, supplement 88(5): 1224-1229.

Karim R. (2002). Ch8: Cancer Incidence in Southwestern Ontario. *Community Health and Well-Being in Southwestern Ontario: A Resource For Planning*. <http://www.uwo.ca/fammed/pchu/chwbswo.html> (accessed July 15, 2003).

Karmanos Cancer Institute. (2002). *Causes of Cancer*. <http://www.karmanos.org/news/causeofcancer.html> (accessed July 6, 2003).

Kauppinen T, Toikkanen J, Pedersen, D, Young R, Ahrens W, Boffetta P, Hansen J., Kromhout H, Blasco JM, Mirabelli D., Orden-Rivera VK, Pannett B, Plato N, Savela A, Vincent R, and Kogevinas M. (2000). Occupational exposure to carcinogens in the European Union. *Occupational and Environmental Medicine* 57: 10-18.

Kauppinen T, Toikkanen J, and Pukkala E. (1998). From cross-tabulations to multipurpose exposure information systems: a new job-exposure matrix. *American Journal of Industrial Medicine*, 33: 409-17.

Kauppinen T, Partanen T, Degerth R, and Ojajarvi A. (1995). Pancreatic Cancer and Occupational Exposures. *Epidemiology*, 6(5): 498-502.

Kauppinen TP. (1994). Assessment of exposure in occupational epidemiology. *Scandinavian Journal of Work, Environment & Health*, 20(special issue): 19-29.

Kauppinen TP, Mutanen PO, Seitsamo JT. (1992). Magnitude of misclassification bias when using a job-exposure matrix. *Scandinavian Journal of Work, Environment & Health*, 8: 105-112.

Kazis R and Grossman R. (1982). *Fear at Work: Job Blackmail, Labor and the Environment*. New York: Pilgrim Press.

Keith M and Brophy J. (2004). Participatory mapping of occupational hazards and disease among asbestos-exposed workers from a foundry and insulation complex in Canada. *International Journal of Occupational and Environmental Health*, 10(2): 144-153.

Keith M. (2003a). Mapping for Change: A Pictures Worth a Thousand Words. Part One *Occupational Health Review*, 101(January/February): 13-16.

Keith M. (2003b). Workplace Health and Safety Mapping: The why and how of body mapping. *Occupational Health Review*, 102(March /April): 31-33.

Keith M and Brophy J. (2003c). Investigation of the Use of Mapping Techniques of Occupational Hazards of Nurses in Southwestern Ontario. (*in preparation*).

Keith M and Brophy J. (2003a). *Sarnia Tragedy (presentation)*. Canadian Asbestos - A Global Concern Conference, West Block Parliament, Ottawa, Ontario, Canada, September 12 to 14.

Keith M and Brophy J. (2003b). *Mapping: Gaming Workers and Sarnia Tragedy Case Studies (presentation)*. Popular Education Meeting sponsored by Transnationals Information Exchange (TIE), Barra Do Jucu, Brazil, October 9-12.

Keith M, Brophy J, Kirby P, and Roskam E. (2002). *Barefoot Research: A Work Security Manual for Workers*. Geneva: International Labour Organization (ILO).

Keith M, Cann B, Brophy J, Hellyer D, Day M, Egan S, Mayville K and Watterson A. (2001). Identifying and Prioritizing Gaming Workers' Health and Safety Concerns Using Mapping for Data Collection. *American Journal of Industrial Medicine*, 39: 42-51.

Keith M, Brophy J and McArthur J. (2000). *Lifetime Occupational History Registry (LOHR) video*. Windsor, Ontario: WOHIS Productions.

Keith M, Brophy J, Gorey KM, Laukkanen E, and Hellyer D. (1999). *Lifetime Occupational History Registry (LOHR) (poster presentation)*. Workplace Safety and Insurance Board – Research Advisory Committee Conference, Toronto, November.

Keith, M. (1996). Ontario Under the Conservatives. *New Solutions*, Spring: 18-20.

Keith, M. (previous name Margaret McArthur). (1980). Exposure to Asbestos: A Certain Death! *Canadian Dimension*, 14, 7: 37-38.

Kelsey JL and Gammon M. (1990). Epidemiology of breast cancer. *Epidemiologic Reviews*, 12: 228-237.

Kelsey JL. (1993). Breast cancer epidemiology: summary and future directions. *Epidemiologic Reviews*, 15: 256-263.

- Kelsey JL and Horn PL. (1993). Breast cancer: magnitude of the problem and descriptive epidemiology. *Epidemiologic Reviews*, 15: 7-16.
- Kelsey JL and Bernstein L. (1996). Epidemiology and Prevention of Breast Cancer. *Annual Review of Public Health*, 17: 47-67.
- Kennedy S. (2000). Endocrine Disrupters: Overview and a Pathologist's Perspective. *Toxicologic Pathology*, 28(3): 418-19.
- Kernan G, Bu-Tian, J, Dosemeci M, Silverman D, Blabus J and Zahm SH. (1999). Occupational Risk Factors for Pancreatic Cancer: A Case-Control Study Based on Death Certificates From 24 U.S. States. *American Journal of Industrial Medicine*, 36: 260-270.
- Kheifets LI, and Matkin CC. (1999). Industrialization, Electromagnetic Fields, and Breast Cancer Risk. *Environmental Health Perspectives*, 107(supplement 1): 145-154.
- King AS, Threlfall WJ, Band PR, and Gallagher RP. (1994). Mortality among female registered nurses and school teachers in British Columbia. *American Journal of Industrial Medicine*, 26(1): 125-32.
- King MC. (1990). Genetic analysis of cancer in families. *Cancer Surveys*, 9(3): 417-35.
- Kitman JL. (2000). The Secret History of Lead. *Nation*, 79-109.
- Kleinbaum DG and Kupper LL. (1978). *Applied regression analysis and other multivariable methods*. North Scituate, MA: Duxbury Press.
- Knight JA, Marrett LD, Weir HK. (1996). Occupation and risk of germ cell testicular cancer by histologic type in Ontario. *Journal of Occupational and Environmental Medicine*, 38: 884-90.
- Kraut, A. (1994). Estimates of the Extent of Morbidity and Mortality Due to Occupational Diseases in Canada. *American Journal of Industrial Medicine*, 25: 267-278.
- Kriebel D and Tickner J. (2001). Reenergizing Public Health Through Precaution. *American Journal of Public Health*, 91(9):1351 – 1354.
- Kreibel D, Tickner J, Epstein P, Lemons J, Levins R, Loechler, Quinn M, Rudel R, Schettler T and Stoto M. (2001). The Precautionary Principle in Environmental Science. *Environmental Health Perspectives*, 109(9): 871-876.
- Krieger N, Ashbury F, Purdue MP, and Marrett LD. (2003). Workshop Report: Environmental Exposures and Cancer Prevention. *Environmental Health Perspectives*, 111(1): 105 108.

Krieger N. (2003a). Latin American Social Medicine: the Quest for Social Justice and Public Health. *American Journal of Public Health*, 93(12): 1989-1990.

Krieger N. (1989). Exposure, susceptibility, and breast cancer risk: a hypothesis regarding exogenous carcinogens, breast tissue development, and social gradients, including black/white differences, in breast cancer incidence. *Breast Cancer Research & Treatment*, 13: 205-223.

Krimsky S. (2000). *Hormonal Chaos: The Scientific and Social Origins of the Environmental Endocrine Hypothesis*. Baltimore and London: John Hopkins University Press.

Kristensen P, Andersen A, Irgens LM, Bye AS, and Sundheim L. (1996). Cancer in offspring of parents engaged in agriculture in Norway: Incidence and risk factors in the farm environment. *International Journal of Cancer*, 65: 39-50.

Kuller, LH. (1995). The etiology of breast cancer – From epidemiology to prevention. *Public Health Review*, 23: 157-213.

Kusiak RA, Springer J, Ritchie AC, Muller J. (1991). Carcinoma of the lung in Ontario gold miners: Possible aetiological factors. *British Journal Industrial Medicine*, 48: 808-17.

Labreche F and Goldberg M. (1997). Exposure to organic solvents and breast cancer in women: a hypothesis. *American Journal of Industrial Medicine*, 32: 1-14.

LaDou J. (2004). The Asbestos Cancer Epidemic. *Environmental Health Perspectives*, 112: 285-290.

LaMontagne A and Christiani D. (2000). Prevention of Work-related Cancers. In Colditz GA and Hunter D (eds), *Cancer Causes-Cancer Prevention*, Chapter 22. Dordrecht, Netherlands: Kluwer Academic Publishers.

Land CE. (1995). Studies of cancer and radiation dose among atomic bomb survivors: the example of breast cancer. *Journal of American Medical Association*, 274: 402-407.

Landrigan PJ. (2004). Dr. T.K. Joshi and Asbestos in India: A Message From the Collegium Ramazzini. *American Journal of Industrial Medicine*, 45: 125-128.

Landrigan PJ. (1996). The prevention of occupational cancer. *CA: a Cancer Journal for Clinicians*, 46(2): 67-9.

Landrigan PJ. (1992). Commentary: Environmental Diseases - A Preventable Epidemic. *American Journal of Public Health*, 82: 941-43.

Landrigan PJ, and Markowitz S. (1989). Current magnitude of occupational disease in the United States: estimates from New York State. *Annals of New York Academy of Sciences*, 572: 27-45.

Last JM. (2001). *A Dictionary of Epidemiology, 4th Edition*. New York: Oxford University Press.

Laukkanen E. (1993). *Letter to Dr. Deborah Hellyer, physician with the Occupational Health Clinics for Ontario Workers in Windsor*.

La Vecchia C, Negri E, Franceschi S, Talamini R, Bruzzi P, Palli D, and Decarli A. (1997). Body mass index and post-menopausal breast cancer: an age-specific analysis. *British Journal of Cancer*, 75(3):441-448.

Lax M. (2000). The fetish of the objective finding. *New Solutions*, (103): 237-256.

Lax M. (1998) Workers and Occupational Safety and Health Professionals: Developing The Relationship. *New Solutions*, 8(1): 1998.

Leafloor C. (1994). *The Adjudication of Industrial Disease Claims in Ontario's Workers' Compensation System: Decision-Making: Theory and Practice*. Industrial Disease Standards Panel (I.D.S.P.) Occasional Paper; Toronto, Ontario.

Leigh, JP, Markowitz, SB, Fahs, M, Shic, C, Landrigan, PJ. (1997). Occupational injury and illness the United States: estimates of costs, morbidity, and mortality. *Archives of Internal Medicine*, 157:1557-1568.

Leon DA. (1988). *The Social Distribution of Cancer, Longitudinal Study 1971-1975*. London: HMSO Series LS No. 3.

Levins R. (2003). Is Capitalism a Disease? The Crisis in U.S. Public Health. In Hofrichte R (ed), *Health and Social Justice: Politics, Ideology, and Inequity in the Distribution of Disease*, 365-384.

Lichtenstein P, Holm NV, Verkasalo PK, Iliadou A, Kaprio J, Koskenvuo, M et al. (2000). Environmental and heritable factors in the causation of cancer - analyses of cohorts of twins from Sweden, Denmark, and Finland. *New England Journal of Medicine*, 343: 78-85.

Liddell FD, McDonald AD, McDonald JC. (1998). Dust exposure and lung cancer in Quebec chrysotile miners and millers. *Annals of Occupational Hygiene*, 42: 7-20.

Liddell FD, McDonald AD, McDonald JC. (1997). The 1891-1920 birth cohort of Quebec chrysotile miners and millers: development from 1904 and mortality to 1992. *Annals of Occupational Hygiene*, 4: 13-36.

Lilienfeld DA. (1991) .The Silence: The Asbestos Industry and Early Occupational Cancer Research – A Case Study. *American Journal of Public Health*, 81(6): 791-800.

Lippman ME, Krueger KA, Eckert S, Sashegyi A, Walls EL, Jamal S, Cauley JA, and Cummings SR. (2001). Indicators of lifetime estrogen exposure: effect on breast cancer incidence and interaction with raloxifene therapy in the multiple outcomes of raloxifene evaluation study participants. *Journal of Clinical Oncology*, 19(12): 3111-6.

Longdecker MP and Michalek JE. (2000). Serum dioxin level in relation to diabetes mellitus among Air Force veterans with background levels of exposure. *Epidemiology*, 11: 44-48.

Loomis DP, Savitz DS, and Ananth CV. (1994) Breast Cancer Mortality Among Female Electrical Workers in the United States. *Journal of the National Cancer Institute*, 86(12): 921-925.

Louik C and Mitchell AA. (1992). *Occupational Exposures and birth Defects: Final Performance Report*. National Institute of Occupational Safety and Health. Cincinnati, Ohio.

Lynd S and Lynd A. (2000). *The New Rank and File*. Ithaca, New York: ILR Press - Cornell University Press.

MacMahon B, Pugh TF and Ipsen J. (1960). *Epidemiologic Methods*. London: J.A. Churchill.

Madigan MP, Ziegler RG, Benichou J, Byrne C, Hoover, RN. (1995). Proportion of breast cancer cases in the United States explained by well-established risk factors. *Journal of the National Cancer Institute*, 87: 1681-1685.

Mallin K. (1998). A Nested Case-Control Study of Bladder Cancer Incidence in a Steel Manufacturing Plant. *American Journal of Industrial Medicine*, 34: 393-398.

Malone K, Daling J, Weiss N. (1993). Oral contraceptives and breast cancer risk. *Epidemiologic Reviews*, 15: 80-97.

Mandal V. (2003). Grant to aid study of cancer. *Windsor Star*, Apr 9.

Mandal V. (2002). *Cancer Rates Rising Among young Adults*. *Windsor Star*, January 18: 1.

Mandal V. (1999). High cancer risk revealed: Group receives \$248,000 grant to continue pesticide research. *Windsor Star*, September 18.

Mandeville R. (2001). Ch. 10: *Review of the Mechanism of Action of Some Etiologic Risk Factors for Breast Cancer*. Summary Report: Review of Lifestyle and Environmental Risk Factors for Breast Cancer. Health Canada (Cat. No. H39-586/2001E).

Manjer J, Malina J, Berglund G, Bondeson L, Garne JP, and Janzon L. (2001). Breast cancer incidence in ex-smokers in relation to body mass index, weight gain and blood lipid levels. *European Journal of Cancer Prevention*, 10(3): 281-7.

Mannisto S, Pietinen P, Pyy M, Palmgren J, Eskelinen M, and Uusitupa M. (1996). Body-size indicators and risk of breast cancer according to menopause and estrogen-receptor status. *International Journal of Cancer*, 68(1): 8-13.

Marantz P. (1990). Blaming the Victim: The Negative Consequence of Preventive Medicine. *American Journal of Public Health*, 80(10): 1186-1187.

Markowitz G and Rosner D. (2002). *Deceit and Denial: the Deadly Politics of Industrial Pollution*. Berkeley: University of California Press.

Marrett L and Weir E. (1989). *Occupational and Cancer in Ontario: Review of the options for establishing a cancer-occupation data base for Ontario*. Occasional paper for the Industrial Disease Standards Panel. <http://www.canoshweb.org/odp/default.htm> (accessed June 30, 2003).

Marrett L. (1996). *The Study of the Feasibility of Linking Census Occupation Data and the Ontario Cancer Registry and Mortality Data Base*. Final Report for the Occupational Disease Panel.

Marritt L, Nishri ED, Swift MB, Walter SD, and Holowaty EJ. (1995). *Geographic Distribution of Cancer in Ontario. Vol II: Atlas of Cancer Incidence 1980-1991*. Toronto: Ontario Cancer Treatment and Research Foundation.

Marshall E. (1990). Experts Clash over Cancer Data. *Science*, 250: 900.

Martel J. (1999). *Letter of Support for the LOHR Research project by the Essex, Kent, and Lambton District Health Council*.

Massachusetts Department of Public Health. (1984). *Study Commission on Environmental Health Issues: Final Report*. Boston.

Maxwell N, Polk R, Melly S, Brody J. (1999). *Newton Breast Cancer Study – Key Findings*. Newton, MA: Silent Spring Institute. <http://www.silentspring.org/newweb/projects/newton/findings.html> (accessed July 17, 2003).

McDuffie H. (1994). Women at work: agriculture and pesticides. *Journal of Occupational Medicine*, 36(11): 1240-1246.

McDuffie H, Pawha P, and White D. (1994). Saskatchewan Women and Agricultural Exposures: Any Relationship to Tumor Incidence? *Agricultural Health and Safety: Workplace, Environment, Sustainability*, CRC Lewis Publishers, Ch. 2.4: 135-142.

McGuire V, Nelson LM, Koepsell TD, Checkoway H, and Longstreth WT. (1998). Assessment of occupational exposure in community-case-control studies. *Annual Review of Public Health*, 19: 35-53.

McIntosh K. (1979). UAW links deaths of 3 workers to asbestos dust at a city plant. *Windsor Star*, June 27.

McIntosh K. (1979). Bendix workers work afraid. *Windsor Star*, June 28.

McLaughlin J. (1999). Compensating for the Past. *Occupational Health and Safety Canada*, December: 18-34.

McMichael AJ, Haynes SG, and Tyroler HA. (1974). Evaluations of occupational mortality and morbidity data are biased by the exclusion of workers lost through death or disability. *Journal of Occupational Medicine*, 16: 458.

Messing K, Punnett L, Bond M, Alexanderson K, Pyle J, Zahm S, Wegmen D, Stock S, de Grosbois S. (2003). Be the fairest to them all: challenges and recommendations for the treatment of gender in occupational health research. *American Journal of Industrial Medicine*, 43:618-629.

Messing K. (1998). *One-Eyed Science: Occupational Health and Women Workers*. Philadelphia: Temple University Press.

Messing K, Dumais L, Courville J, Seifert AM, and Boucher M. (1994). Evaluation of exposure data from men and women with the same job title. *Journal of Occupational Medicine*, 36(8): 913-7.

Mikoczy Z, Schutz A, and Hagmar L. (1994). Cancer incidence and mortality among Swedish leather tanners. *Occupational and Environmental Medicine*, 51: 530-535.

Miller, A. (1995). *Recommendations for the Primary Prevention of Cancer. Report of the Ontario Task Force on the Primary Prevention of Cancer*. Ontario Ministry of Health.

Millikan R, Devoto E, Newman B, Savitz D. (1995). Studying environmental influences and breast cancer risk: suggestions for an integrated population-based approach. *Breast Cancer Research and Treatment*. Netherlands: Kluwer Academic Publishers, 35:79-89.

- Mirer FE. (2003). Mortality in the Motor Vehicle and Motor Vehicle Parts Industry. *Journal of Occupational and Environmental Medicine*, 45(8): 789-792.
- Mittelstaedt M. (2004). Dying for a Living. *Globe and Mail*, March 13. <http://www.ohcow.on.ca/clinics/sarnia/docs/globeandmailstory.html> (accessed March 27, 2004).
- Mohan AK, Hauptmann M, Freeman DM, Ron,E, Matanoski GM, Lubin JH, Alexander BH, Boice JD, Doody MM, and Linet MS. (2003). Cancer and Other Causes of Mortality Among Radiologic Technologists in the United States. *International Journal of Cancer*, 103: 259-267.
- Monbiot, G. (2001). Purporting to be beating cancer. *The Guardian*, January 4, 2001.
- Montague P. (1994). A Turn about for Cancer Policy? *Rachel's Environment and Health Weekly*, #550.
- Montague P. (1997). Cancer Trends. *Rachel's Environment and Health Weekly*, #412.
- Montague P. (1998). The News of 1998 -- Part 2: Changes That Hurt. *Rachel's Environment and Health Weekly*, #631.
- Montague P. (1999) .The Cancer War Grinds On. *Rachel's Environment and Health Weekly* #641.
- Montesano R. (2001). Introduction. *European Journal of Cancer*, 37: S1-S2.
- Moore P. (2001). *Tories Pass Anti-Labour Laws: OFL Fumbles Response*. <http://www3.sympatico.ca/ptimusk/60hourweek.html> (accessed February 12, 2004).
- Morabia A, Berstein MS, Bouchardy I, Kurtz J, and Morris MA. (2000). Breast Cancer and Active and Passive Smoking: The Role of the N-Acetyltransferase 2 Genotype. *American Journal of Epidemiology*, 152 (3): 226-232.
- Morabia A, Bernstein M, Heritier S, and Khatchatrian N. (1996). Relation of breast cancer to active and passive exposure to tobacco smoke. *American Journal of Epidemiology*, 143: 918-28.
- Moradi T, Nyren O, Zack M, Magnusson C, Persson I, and Adami HO. (2000). Breast cancer risk and lifetime leisure-time and occupational physical activity (Sweden). *Cancer Causes & Control*, 11: 523-531.

Morrison HI, Villeneuve PJ, Lubin JH, Schaubel DE. (1998). Radon-progeny exposure and lung cancer risk in a cohort of Newfoundland flourspar miners. *Radiation Research*, 150: 58-65.

Morrison H, Savitz D, Semenciw R, Hulka B, Mao Y, Morison D, Wigle D. (1993). Farming and prostate cancer mortality. *American Journal of Epidemiology*, 137: 270-80.

Morton WE. (1995). Major differences in breast cancer risks among occupations. *Journal of Occupational and Environmental Medicine*, 37: 328-35.

Moses R, and Cobb C. (2001). *Radical Equations: Math Literacy and Civil Rights*. Boston: Beacon Press.

Moss NE. (2003). *Socioeconomic Disparities in Health in the United States: An Agenda for Action. Found in Health and Social Justice: Politics, Ideology, and Inequity in the Distribution of Disease*. San Francisco: John Wiley and Sons, 501-521.

Motta G. (1994). *Lung Cancer: Frontiers in Science and Treatment*. Genoa: Grafic LP.

Mucci LA, Wedren S, Tamimi RM, Trichopoulos D, Admai HO. (2001). The Role of gene-environment interaction in the aetiology of human cancer: examples from cancers of the large bowel, lung and breast. *Journal of Internal Medicine*, 249(6): 477-93.

Myers J. (2002a). *From Silent Spring to Scientific Revolution*. San Francisco Medicine. <http://www.protectingourhealth.org/commentary/2002/2002-11myers.htm> (accessed July 12, 2003).

Myers J. (2002b). *Scientific Heaven, Regulatory Hell*. International Scientific Symposium on Endocrine Disruption. Hiroshima, Japan. <http://www.ooustolenfuture.org/Commentary/JPM/2002-1128sciheaven.htm> (accessed August 8, 2003).

Myers J. (2002c). Disrupting Life's Messages. *Our Planet* (publication of the United Nations Environment Program). <http://www.ourplanet.com/imgversn/124/myers.html> (accessed December 29, 2003).

Myhre JR. (2001). Breast Cancer Activism: A true Political Movement? *Breast Cancer Action Newsletter #68*. <http://www.bcaction.org/Pages/SearchablePages/2001Newsletters/Newsletter068D.html> (accessed February 19, 2004).

Myhre JR. (1999). The Breast Cancer Movement: Seeing Beyond Consumer Activism. *Journal of American Medical Women's Association*, 54: 29-30.

Nadon L, Siemiatycki J, Dewar R, Krewski D, Gerin M. (1995). Cancer risk due to occupational exposure to polycyclic aromatic hydrocarbons. *American Journal of Industrial Medicine*, 28: 303-24.

Nafnur D and Nagrodski M. (1987). *Cause-deleted life tables for Canada (1921-1981): an approach toward analyzing epidemiological transition*. Statistics Canada.

National Cancer Institute of Cancer. (2003). *Canadian Cancer Statistics 2003*. http://www.ncic.cancer.ca/vgn/images/portal/cit_86751114/27/0/89485729cancerstatistics2003_en.pdf (accessed December 20, 2003).

National Cancer Leadership Forum. (2003). *Fact Sheet: Canadian Cancer Statistics*. <http://www.cancerforum.ca/Images/Advokit%20-%20Fact%20Sheet.pdf> (accessed December 21, 2003).

National Toxicology Program (NTP), US Department of Health and Human Services. (2001). *Report on carcinogens, 9th edition*. Research Triangle Park, NC.

National Toxicology Program (NTP), US Department of Health and Human Services. (1993). *Toxicology and carcinogenesis studies of 1,3 butadiene (CAS No. 106-99-0) in B6C3F1 mice (inhalation studies)*, NTP TR 434, NIH Pub. NO. 93-3165. Research Triangle Park, NC.

New York Academy of Sciences. (1977). *Cancer and the Worker*. USA.

Nicholson WJ. (1984). Quantitative Estimates of Cancer in the Workplace. *American Journal of Industrial Medicine*, 5: 341-342.

Noble D. (1980). Corporate Roots of U.S. Science. In Arditti R, Brennan P, Cavrak S (eds), *Science and Liberation*. Black Rose Press: 63-75.

Norman SA, Berlin JA, Soper KA, Middendorf BF, and Stolley PD. (1995). Cancer Incidence in a Group of Workers Potentially Exposed to Ethylene Oxide. *International Journal of Epidemiology*, 24(2): 276-284.

Occupational and Environmental Working Group - Toronto Cancer Prevention Coalition. (2001). *Preventing Occupational and Environmental Cancer*.

Occupational Disease Panel. (1997/1998). *Annual Report*. <http://www.canoshweb.org/odp/html/an98.htm> (accessed on July 12, 2003).

Occupational Disease Panel. (1997). *Occupations and Breast Cancer: Evaluation of associations between breast cancer and workplace exposures*. <http://www.canoshweb.org/odp/html/breastca.htm> (accessed August 5, 2003).

Occupational Disease Panel. (1995a). *Annual Report*. <http://www.canoshweb.org/odp/html/Rptannual.htm#I> (accessed on July 12, 2003).

Occupational Disease Panel. (1995b). *Report to the Workers' Compensation Board on the health effects of occupational exposure to petroleum-based fluids used for machining and lubricating metal in manufacturing: Cancer of the larynx*. <http://www.canoshweb.org/odp/html/rpt15.htm> (accessed January 15, 2004).

Occupational Health Clinics for Ontario Workers. (2004). *Strategic Plan 2004*.

Occupational Health Clinics for Ontario Workers. (2003). *Mission Statement*. http://www.ohcow.on.ca/about_us/our_mission.html (accessed November 10, 2003).

Occupational Health Clinics for Ontario Workers (OHCOW) and Ontario Occupational Disease Panel (ODP). (1995). *Computerized Recording of Occupations Made Easy (CROME)*.

Ojajarvi IA, Patanen TJ, Ahlbom A, Boffetta P, Hakulinen T, Jourenkova N, Kauppinen TP, Kogevinas M, Porta M, Vainio HU, Weiderpass E, and Wesseling C. (2000). Occupational exposures and pancreatic cancer: a meta-analysis. *Occupational and Environmental Medicine*, 57: 316-324.

O'Neill R. (2003). Obituary – Alan Dalton - Fearless campaigner who took on deadly industries. *Hazards*, <http://www.hazards.org/alandalton/index.htm> (accessed January 1, 2004).

O'Neill R. (2003). Canada: No-smoking law beneficial, study shows. *Hazards*. http://www.tuc.org.uk/h_and_s/tuc-6795-f0.cfm#i3 (accessed December 31, 2003).

O'Neill R. (1997). *Workplace and environmental causes of lung cancer. A Report for Sheffield Health*. Centre for Occupational and Environmental Health Policy Research, DeMontfort University, UK.

Ontario College of Family Physicians. (2004). *Pesticide Literature Review*. <http://www.ocfp.on.ca/local/files/Communications/Current%20Issues/Pesticides/Final%20Paper%2023APR2004.pdf> (accessed April 25, 2004).

Ontario Federation of Labour. (2000a). *A Job to Die For? Occupational Disease Workshop for Activists*.

Ontario Federation of Labour. (2000b). *Occupational Disease Workshops: Resource Materials*.

Ontario Federation of Labour. (2000c). *A Cancer Prevention System for Canada. Submission on the Preliminary Recommendations*. Cancer Control Secretariat. Ottawa, Canada.

- Ontario Federation of Labour. (2000). Preface. *A Job To Die For? Occupational Disease Workshop for Activists*.
- Ontario Federation of Labour. (1999a). *Occupational Disease Shifting the Burden*. Document 1: 5th Biennial Convention, November 22-26, 1999.
- Ontario Federation of Labour. (1999b). *Ontario Federation of Labour Comments on the Cancer Care Ontario Strategic Plan Consultation Document*.
- Ontario Federation of Labour. (1998). *They say they want a revolution: Join the Fight for Lives*.
- Ontario Federation of Labour. (1997). Prevent, Protect, Compensate. Document 4: 4th Biennial Convention, November 24-28, 1997.
- Ontario Occupational Safety and Health Act. (1990). http://www.e-laws.gov.on.ca/DBLaws/Statutes/English/90o01_e.htm (accessed October 1, 2003).
- Ontario Medical Association. (2001). *Ontario's Air: Years of Stagnation*. <http://www.oma.org> (accessed February 28, 2003).
- Oreliana C. (2001). Environmental pollutants that cause cancer. *The Lancet Oncology*, 2(November): 650.
- Page JA and O'Brien, MW. (1973). *Bitter Wages*. New York: Grossman Publishers.
- Pappas G, Queen S, Hadden W, and Fisher G. (1993). The increasing disparity in mortality between socioeconomic groups in the United States, 1960 and 1986. *New England Journal of Medicine*, 329(2): 103-109.
- Parent G. (1999). *Letter of Support for the LOHR research project by the Windsor and District Labour Council*.
- Parent ME, Siemiatycki J, Renaud G. (1996). Case-control study of exposure to carbon black in the occupational setting and risk of lung cancer. *American Journal of Industrial Medicine*, 30: 285-92.
- Park R. (1993). *Letter to James Brophy regarding occupational disease*.
- Parkin DM, Bray FI, and Devesa SS. (2001). Cancer burden in the year 2000. The global picture. *European Journal of Cancer*, 37: S4-S66.
- Pastorino U, Berrino F, Gervasio A, Pesenti V, Riboli E and Crosignani P. (1984). Proportion of lung cancers due to occupational exposure. *International Journal of Cancer*, 33: 231-237.

Pearce N. (1997). Why study socioeconomic factors and cancer? In *Social Inequalities and Cancer*. IARC Scientific Publication No. 138: 17-23.

Pearce N. (1996). Traditional Epidemiology, Modern Epidemiology, and Public Health. *American Journal of Public Health*, 86(5): 678-683.

Pearce N, Matos E, Vainio H, Boffetta P, and Kogevinas M. (1994). *Occupational Cancer in Developing Countries*. IARC Scientific Publications No. 129, Lyon.

Peipins LA, Burnett C, Alterman T, and Lalich N. (1997). Mortality Patterns among Female Nurses: A 27- State Study, 1984 through 1990. *American Journal of Public Health*, 87(9): 1539-1543.

Pekkanen J and Pearce N. (2001). Environmental Epidemiology: Challenges and Opportunities. *Environmental Health Perspectives*, 109(1): 1-5.

Percy C, Van Holten, V Muir. (1990). *International classification of diseases for oncology, 2nd Edition*. Geneva: World Health Organization.

Peto J, Decarll A, La Vecchia C, Levi F and Negri E. (1999) the European mesothelioma epidemic. *British Journal of Cancer*. 79 (3/4): 666-672.

Petralia S, Vena J, Freudenheim J, Dosemeci M, Michalek A, Goldberg M, Brasure J, Graham S. (1999a). Risk of premenopausal breast cancer in association with occupational exposure to polycyclic aromatic hydrocarbons and benzene. *Scandinavian Journal of Work, Environment & Health*, 25(3): 215-221.

Petralia SA, Dosemeci M, Adams EE, and Zahm SH. (1999). Cancer Mortality Among Women Employed in Health Care Occupations in 24 U.S. States, 1984-1993. *American Journal of Industrial Medicine*, 36:159-165.

Petralia SA, Vena JE, Freudenheim JL, Michalek A, Goldberg MS, Blair A, Brasure J, and Graham S. (1999). Risk of Premenopausal Breast Cancer and Patterns of Establishing Breast Cancer Risk Factors Among Teachers and Nurses. *American Journal of Industrial Medicine*, 35: 137-141.

Petralia SA, Vena JE, Freudenheim JL, Marshall JR, Michalek A, Brasure J, Swanson M, and Graham S. (1998). Breast cancer risk and lifetime occupational history: employment in professional and managerial occupations. *Occupational and Environment Medicine*, 55: 43-48.

Petralia SA, Chow WH, McLaughlin J, Jim F, Gao YT, Dosemeci M. (1998). Occupational risk factors for breast cancer among women in Shanghai. *American Journal of Industrial Medicine*, 34(5): 477-83.

Physicians for a Smoke-Free Canada. (1999). *Comparison of Sidestream Cigarette Smoke and Air Pollution from Industry, Canada 1996*. <http://www.smoke-free.ca/factsheets/pdf/Emissions3a.pdf> (accessed July 15, 2003).

Pirastu R, Iavarone I, and Comba P. (1996). Bladder cancer: a selected review of the Epidemiological Literature. *Annali dell' Istituto Sanita*, 6: 3-20.

Plato N and Steineck G. (1993). Methodology and utility of a job-exposure matrix. *American Journal of Industrial Medicine*, 23(3):491-502.

POLK City Directory. (1999). *Infotyme Software for Leamington, Windsor, Windsor Suburban, Ontario*. Multi-Dimensional Intelligence, R.L. POLK & Co, Southfield, Michigan.

Pollan, M and Gustavsson P. (1999). High-Risk Occupations for Breast Cancer in the Swedish Female Working Population. *American Journal of Public Health*, 89(6): 875-881.

Pollan M. (2001). Breast Cancer in women and occupation. A Review of the evidence. *Gaceta Sanitaria*, 15 (supplement 4): 3-22 (Spanish).

Pope CA, Burnett RT, Thun MJ, Calle EE, Krewski D, Ito K, and Thurston GD. (2002). Lung Cancer, Cardiopulmonary Mortality, and Long-term Exposure to Fine Particulate Air Pollution. *Journal of the American Medical Association*, 287(9): 1132-1141.

Porter R. (1997). *The Greatest Benefit to Mankind: A Medical History of Humanity*. New York: W.W. Norton & Company: 1-831.

Pott P. (1775). Chimney sweeps' cancer. In Shimkin MB (ed) (1977). *Contrary to Nature: Being an Illustrated Commentary on Some Persons and Events of Historical Importance in the development of Knowledge Concerning Cancer*. Washington, DC, Department of Health, Education, and Welfare: 95-96.

Pottern LM, Zahm SH, Sieber SS, Schneider IJ, LaRosa JH, Brown DP, Collman GW, Fingerhut MA, Waters MA. (1994). Occupational Cancer Among Women: A Conference Overview. *Journal of Occupational Medicine*, 36(8): 809-813.

Proctor R. (1995). *Cancer Wars*. New York: Basic Books.

Pukkala E. (1995). Cancer Risks by Social Class and Occupation: A survey of 109 000 Cancer Cases among Finns of Working Age. *Contributions to Epidemiology and Biostatistics*, 7: 1203.

- Reasons C, Ross L and Patterson C. (1981). *Assault on the Worker: Occupational Health and Safety in Canada*. Toronto: Butterworths.
- Rehn L. (1895). Aniline bladder cancer. In Shimkin MB (ed) (1977). *Contrary to Nature: Being an Illustrated Commentary on Some Persons and Events of Historical Importance in the development of Knowledge Concerning Cancer*. Washington, DC, Department of Health, Education, and Welfare: 165-166.
- Rennie G. (1999a). OFL praises cancer centre. *Windsor Star*, November 10.
- Rennie G. (1999b). Windsor research zeros in on risks. *Windsor Star*, July 9.
- International Joint Commission. (1989). *Revised Great Lakes Water Quality Agreement of 1978 between the United States and Canada, as amended by Protocol signed November 18, 1987*. United States and Canada.
- Ries LAG, Eisner MP, Kosary CL, Hankey BF, Miller BA, Clegg L and Edwards BK (eds). (2002). *SEER Cancer Statistics Review, 1973 – 1999*. National Cancer Institute, Bethesda, MD.
- Rimpela AH, and Pukkala EI. (1987). Cancers of affluence: positive social class gradient and rising incidence trend in some cancer forms. *Social Science & Medicine*, 24: 601-606.
- Ringen K. (1989). Experience of the National Cancer Institute. *Toxicology and Industrial Health*, 5(4): 97-101.
- Risch HA, Burch JD, Miller AB, Hill GB, Steele R and Howe GR. (1988). Occupational factors and the incidence of cancer of the bladder in Canada. *British Journal of Medicine*, 45: 361-367.
- Rix BA, and Lynge E. (1996). Cancer incidence in Danish health care workers. *Scandinavian Journal of Social Medicine*, 24(2): 114-120.
- Rizkallah J and Mustac DS. (1995). *An Investigation of Possible Relationships between Environmental Pollutants and Cancer Rates in Windsor, Ontario*. Under the supervision of Dr. A.W. Gnyp, Department of Civil and Environmental Engineering, University of Windsor.
- Robinson CF, and Walker JT. (1999). Cancer Mortality Among Women Employed in Fast-Growing U.S. Occupations. *American Journal of Industrial Medicine*, 36: 186-192.
- Rockhill B, Spiegelman D, Byrne C, Hunter DJ, Colditz GA. (2001). Validation of the Gail et al. model of breast cancer risk prediction and implications for chemoprevention. *Journal of the National Cancer Institute*, 93(5): 358-66.

Rose G. (1992). *The Strategy of Preventive Medicine*. Oxford: Oxford University Press.

Rose H and Rose S. (1980). The Myth of the Neutrality of Science. In Arditti R, Brennan P, Cavrak S (eds), *Science and Liberation*. Montreal, New York, London: Black Rose Press: 13- 32.

Rosenstock L and Lee LJ. (2002). Attacks on Science: The Risks to Evidence-Based Policy. *American Journal of Public Health*, 92(1): 14-18.

Rothman KJ, Greenland S. (1998). *Modern epidemiology*, second edition. New York: Lippincott, Williams & Wilkins.

Rubin CH, Burnett CA, Halperin WE, and Seligman PJ. (1993). Occupation as a Risk Identifier for Breast Cancer. *American Journal of Public Health*, 83(9): 1311-1315.

Sankila R, Karjalainen S, Laa E, Pukkala E and Teppo L. (1990). Cancer risk among health care personnel in Finland. *Scandinavian Journal of Work, Environment & Health*, 16: 252-257.

Sarnia Observer. (1998). Editorial. *Sarnia Observer*. <http://www.caw.ca/whatwedo/health&safety/newsletter/6.2.feb.asp> (accessed September 30, 2003).

Sasco AJ. (2001). Epidemiology of breast cancer: an environmental disease? *Acta Pathologica Microbiologica et Immunologica Scandinavica*, 109: 321-32. <http://www.ourstolenfuture.org/NewScience/human/cancer/2001sasco.htm>.

Sasco AJ, Lowenfels AB, and Pasker-de Jong P. (1993). Review article: epidemiology of male breast cancer. A meta-analysis of published case-control studies and discussion of selected aetiological factors. *International Journal of Cancer*, 53(4): 538-49.

Sass, R. (1986). Workplace Health and Safety Report from Canada. *International Journal of Health Services*, 16(4): 565-581.

Sass R. (1983a). Cancer in the Work Environment. *Alternatives*, 11(34): 37-43.

Sass R. (1983b). Cancer in the Workplace. *Institute for Saskatchewan Studies Journal*, Fall: 3-4.

Sass R. (1981). *Cancer in the Work Environment (presentation)*. 19th Annual Scientific Assembly Ontario Chapter of the College of Family Physicians of Canada.

Sattin RW, Rublin GL, Webster LA, Huezo CM, Ory HW, Wingo PA and Lyde PM. (1985). Family history and the risk of breast cancer. *Journal of the American Medical Association*, 253: 1908-1913.

Saul JR. (2004). The collapse of globalism and the rebirth of nationalism. *Harpers*, March: 33-43.

Saul, JR. (1995). *The Unconscious Civilization*. Canadian Broadcasting Corporation Massey Lecture. Toronto: Anansi.

Schabas R. (2003). *Primary Prevention of Cancer: Background Paper*. http://209.217.127.72/csc/pd/p/prev/CancerPrevention_Background%20Paper%20-%20Final.pdf (accessed December 21, 2003).

Schernhammer ES, Laden F, Speizer FE, Willett WC, Hunter DJ, Kawachi I, and Colditz GA. (2001). Rotating Night Shifts and Risk of Breast Cancer in Women Participating in the Nurses Health Study. *Journal of the National Cancer Institute*, 93(20): 1563-1568.

Schettler T, Solomon G, Valenti M and Huddle A. (2000). *Generations at Risk*. Cambridge, Massachusetts: MIT Press.

Schiller B. (1985). Firm told 29 times to clean up danger dust. *Toronto Star*, January 24: 1-2.

Sellers, C. (1997). Discovering Environmental Cancer: Wilhelm Hueper, Post-World War II Epidemiology, and the Vanishing Clinician's Eye. *American Journal of Public Health*, 87(11): 1824-1834.

SEER: Surveillance Epidemiology and End Results. (2002). *Cancer Statistics Review, 1973-1990. Incidence: Breast Cancer*. http://www.seer.cancer.gov/faststats/html/inc_breast.html (accessed Jul 24, 2003).

Selikoff IJ. (1992). Use of death certificates in epidemiological studies, including occupational hazards: Discordance with clinical and autopsy findings. *American Journal of Industrial Medicine*, 22: 469-480.

Selikoff IJ, Hammond EC and Seidman H. (1979). Mortality experience of insulation workers in the United States and Canada, 1943-1976. *Annals of the New York Academy of Sciences*, 330: 91-116.

Semenciw RM, Morrison HI, Riedel D, Wilkins K, Ritter L, Mao Y. (1993). Multiple myeloma mortality and agricultural practices in the prairie provinces of Canada. *Journal of Occupational Medicine*, 35: 557-61.

Service Employees International Union (SEIU). (2003). *Occupational Breast Cancer Research*. http://action.web.ca/home/seiu268/health_safety.shtml?sh_itm=ca6079079f7debf53fe083ee41c608fe (accessed February 22, 2003).

- Sever LE. (1994). Congenital malformations related to occupational reproductive hazards. *Occupational Medicine*, 9: 471-494.
- Shannon HS and Lowe GS. (2002). How many injured workers do not file claims for workers' compensation benefits? *American Journal of Industrial Medicine*, 42:467-473.
- Sheehan DM, Willingham E, Gaylor D, Bergeron JM and Crews D. (1999). No threshold dose for estrodiol-induced sex reversal of turtle embryos: how little is too much? *Environmental Health Perspectives*, 107:155-159.
- Sieber WK, Sundin DS, Frazier TM and Robinson CF. (1991). Development, use, and availability of a job exposure matrix based on national occupational hazard survey data. *American Journal of Industrial Medicine*, 20: 163-74.
- Siemiatycki J, Krewski D, Shi Y, Goldberg MS, Nadon L, Lakhani R. (2003). Controlling for potential confounding by occupational exposures. *Journal of Toxicology and Environmental Health*, 66(16-19): 1591-603.
- Siemiatycki J, Fritschi L, Nadon L and Gerin M. (1997). Reliability of an expert rating procedure for retrospective assessment of occupational exposures in community-based case-control studies. *American Journal of Industrial Medicine*, 31:280-86.
- Siemiatycki J. (1995). Future etiologic research on occupational cancer. *Environmental Health Perspectives*, 103(supplement 8): 209-15.
- Siemiatycki J. (1991). *Risk Factors for Cancer in The Workplace*. Boca Raton: CRC Press.
- Siemiatycki J, Dewar R, and Richardson L. (1989). Costs and statistical power associated with five methods of collecting occupation exposure information for population-based case-control studies. *American Journal of Epidemiology*, 130(6): 1236-46.
- Simpson J, Roman E, Law G, and Pannett B. (1999). Women's Occupation and Cancer: Preliminary Analysis of Cancer Registrations in England and Wales, 1971-1990. *American Journal of Industrial Medicine*, 36: 172-185.
- Smith A. (1991). Chlorinated hydrocarbon insecticides. In Hayes W, Laws E (eds), *Handbook of Pesticide Toxicology*. San Diego: Academic Press.
- Smith, D. (2000). *Consulted to Death: How Canada's Workplace Health and Safety System Fails Workers*. Winnipeg: Arbeiter Ring Publishers.
- Smith D. (1999). Swimming in Asbestos. *Canadian Forum*, May: 18-23.

Snedeker S. (2001). Pesticides and Breast Cancer Risk: A Review of DDT, DDE, and Dieldrin. *Environmental Health Perspectives*, 109(supplement 11): 35-47.

Soto Am, Lin TM, Justicia H, Silvia RM, Sonnenschein C. (1992). An 'in culture' bioassay to assess the estrogenicity of xenobiotics. In Colborn T (ed), *Chemically Induced Alterations in Sexual Development: The Wildlife/Human Connection*. Princeton NJ: Princeton Scientific Publishing: 295-309.

Solomon GM. (2003). *Breast Cancer and the Environment*.
<http://www.protectingourhealth.org/newscience/breastcancer/2003-04peerreviewbreastcancer.htm> (accessed on January 6, 2004).

Spears T. (2002). Study Finds oddly high death rate in Windsor. *National Post*, 4(57January 4): p. 1.

Spengler JD, Samet JD, and McCarthy JF (eds). (2000). *Indoor Air Quality Handbook*. New York: McGraw Hill.

Spinelli JJ, Gallagher RP, Band PR, Threlfall WJ, Raynor D, Schellekens H. (1990). Occupational associations among British Columbia male cancer patients. *Canadian Journal of Public Health*, 81: 254- 258.

Stang R. (1997). Works at risk. *Workplace News*, 13-14.

Statistics Canada. (2003). *The People: Major Causes of Death*.
http://142.206.72.67/02/02b/02b_003_e.htm (accessed December 27, 2003).

Statistics Canada. (1990). *Women in Canada: a statistical report* (second edition). Ottawa, Canada: Ministry of Supply and Services Canada, Statistics Canada (Catalogue 89-503E).

Statistics Canada. (1998a). *Profiles of census tract (1996) (Windsor)*. Ottawa, Ontario: Minister of Supply and Services Canada (on diskette).

Statistics Canada. (1998b). *North American Industrial Classification System*. Ottawa, Ontario, Canada.

Steenland K, Burnett C, Lalich N, Ward E and Hurrell J. (2003). Dying for Work: The Magnitude of US Mortality from Selected Causes of Death Associated with Occupation. *American Journal of Industrial Medicine*, 43: 461-482.

Steenland, K, Loomis, D, Shy, C, Simonsen, N. (1996). Review of Occupational Lung Carcinogens. *American Journal of Industrial Medicine*, 29: 474-490.

Steenland K, Burnett C, and Osorio AM. (1987). A case-control study of bladder cancer using city directories as a source of occupational data. *American Journal of Epidemiology*, 126: 247-257.

Steingraber S. (2001). *Having Faith: An Ecologist's Journey to Motherhood*. Cambridge, Massachusetts: Persus Publishing.

Steingraber S. (1997). *Living Downstream: A Scientist's Personal Investigation of Cancer and the Environment*. New York: Vintage Books.

Steingraber S. (1997b). Mechanisms, Proof, and Unmet Needs: The Perspective of a Cancer Activists. *Environmental Health Perspectives*, 105(supplement 3): 685-687.

Stellman JM and Stellman SD. (1996). Cancer and the Workplace. *CA Cancer Journal for Clinicians*, 46: 70-92.

Stevens RG and Rea MS. (2001). Light in the built environment: potential role of circadian disruption in endocrine disruption and breast cancer. *Cancer Causes and Control*, 12: 279-287.

Stevens RG. (1987). Electric power use and breast cancer: a hypothesis. *American Journal of Epidemiology*, 125: 556-561.

Stevens JT, Breckenridge CB, Wetzel LT, Gillis JH, Luempert LG, and Eldridge JC. (1994). Hypothesis for mammary tumorigenesis in Sprague-Dawley rats exposed to certain triazine herbicides. *Journal of Toxicology and Environmental Health*, 43: 139-53.

Stewart PA, Stewart WF, Heineman EF, Dosemeci M, Linet M, and Inskip PD. (1996). A novel approach to data collection in a case-control study of cancer and occupational exposure. *International Journal of Epidemiology*, 25(4): 744-52.

Stoecker R. (1999) Are Academics Irrelevant? Approaches and Roles for Scholars in Community Based Participatory Research. *Community-Based Participatory Research for Health*. Ed. M. Minkler and N. Wallerstein. Jossey-Bass Publisher. San Francisco: pp 98-112.

Storey R, and Lewchuk W. (2000). From Dust to DUST to Dust: Asbestos and the Struggle for Worker Health and Safety at Bendix Automotive. *Labour/Le Travail* 45. <http://socserv2.socsci.mcmaster.ca/~labrst/bendix.PDF> (accessed February 6, 2004).

Strohsnitter WC, Noller KL, Hoover RN, Robboy SJ, Palmer JR, Titus-Ernstoff L et al. (2001). Cancer risk in men exposed in utero to diethylstilbestrol. *Journal of the National Cancer Institute*, 93: 545-551.

Susser M and Susser E. (1996a). Choosing a Future for Epidemiology: II. From Black Box to Chinese Boxes and Eco-Epidemiology. *American Journal of Public Health*, 86(5): 674-677.

Susser M and Susser E. (1996b). Choosing a Future for Epidemiology: I. Eras and Paradigms. *American Journal of Public Health*, 86(5): 668-673.

Swain WR. (1991). Effects of organochlorine chemicals on the reproductive outcome of humans who consumed contaminated Great Lakes fish: an epidemiologic consideration. *Journal of Toxicology and Environmental Health*, 33: 587-639.

Swartz JB and Epstein S. (1995). What is responsible for the rise in lung cancer mortality? *New Solutions*, Spring: 62-69.

Taioli E, Barone J, and Wynder EL. (1995). A case-control study on breast cancer and body mass. The American Health Foundation-Division of Epidemiology. *European Journal of Cancer*, 31A(5): 723-8.

Tataryn L. (1979). *Dying for a Living*. Toronto: Deneau and Greenberg Publishers.

Teppo L. (1998). Cancer registries in environmental cancer epidemiology. *Scandinavian Journal of Work, Environment & Health*, 24(1): 1-2.

Teschke K, Olshan AF, Daniels JL, De Roos AJ, Parks CG, Schulz M, and Vaughan TL. (2002). Occupational exposure assessment in case-control studies: opportunities for improvement. *Occupational and Environmental Medicine*, 59: 575-594.

Teschke K and Barroetavena M. (1992). Occupational cancer in Canada: What do we know? *Canadian Medical Association Journal*, 147(10): 1501-1507.

Thomas DB. (1993). Breast cancer in men. *Epidemiologic Reviews*, 15(1): 220-31.

Theriault G, Goldberg M, Miller AB, Armstrong B, Guenel P, Deadman J, Imbernon E, To T, Chevalier A, Cyr D, et al. (1994). Cancer risks associated with occupational exposure to magnetic fields among electric utility workers in Ontario and Quebec, Canada, and France: 1970-1989. *American Journal of Epidemiology*, 139: 550-72.

Thomson PE. (2001). *Letter to Wayne Samuelson, President of the Ontario Federation of Labour regarding Canadian Cancer Society's position on occupational carcinogens.*

Threlfall WJ, Gallagher RP, Spinelli JJ, and Coldman AJ. (1985). Reproductive variables as possible confounders in occupational studies of breast and ovarian cancer in females. *Journal of Occupational Medicine*, 27: 448-50.

Titus-Ernstoff L, Hatch EE, Hoover RN, Palmer J, Greenberg ER, Ricker W, et al. (2001). Long-term cancer risk in women give diethylstilbestrol (DES) during pregnancy. *British Journal of Cancer*, 84: 126-133.

Tokunaga M, Land CE, Yamamoto T, Asano M, Tokuoka S, Ezaki H, et al. (1987). Incidence of female breast cancer among atomic bomb survivors, Hiroshima and Nagasaki, 1950-1980. *Radiation Research*, 112: 243-272.

Tola S. (1980). Occupational Cancer of the Urinary Bladder. *Journal of Toxicology and Environmental Health*, Sep-Nov: 1253-60.

Tolbert PE, Eisen EA, Pothier LJ, Monson RR, Hallock MF, Smith TJ. (1992). Mortality studies of machining-fluid exposure in the automobile industry. II. Risks associated with specific fluid types. *Scandinavian Journal of Work, Environment & Health*, 18(6): 351-60.

Tomatis L, and Huff J. (2001). Evolution of Cancer Etiology and Primary Prevention. *Environmental Health Perspectives*, 109(10): 5-7.

Tomatis L, Huff J, Hertz-Picciotto I, Sandler DP, Bucher J, Boffetta P, Axelson O, Blair A, Taylor J, Stayner L and Barrett JC. (1997). Avoided and avoidable risks of cancer. *Carcinogenesis*, 18(1): 97-105.

Tomatis L, Aitio A, Day NNE, Heseltine E et al. (1990). *Cancer: Causes, Occurrence and Control*. Lyon: IARC Scientific Publications No. 100.

Toronto Cancer Prevention Coalition. (2001). *Preventing Occupational and Environmental Cancer: A Strategy for Toronto*. Toronto.

Trail Smelter Arbitration (United States vs Canada). (1941). <http://www.american.edu/TED/TRAIL.HTM> (accessed October 3, 2003).

Trichopoulos D, Li FP and Hunter DJ. (1996). What Causes Cancer? *Scientific American*, September.

Tweedale G. (2000). *Magic Mineral To Killer Dust: Turner and Newall and the Asbestos Hazard*. Oxford: Oxford University Press.

United Nations Environmental Programme. (2003). *Persistent Organic Pollutants*. <http://www.chem.unep.ch/pops> (accessed August 1, 2003).

United States Department of Health and Human Services, National Action Plan on Breast Cancer of the Office on Women's Health. (1998). *The Breast Cancer Comprehensive Questionnaire*. Philadelphia: Temple University.

van den Brandt PA, Spiegelman D, Yaun SS, Adami HO, Beeson L, Folsom AR, Fraser G, Goldbohm RA, Graham S, Kushi L, Marshall JR, Miller AB, Rohan T, Smith-Warner SA, Speizer FE, Willett WC, Wolk A, and Hunter DJ. (2000). Pooled analysis of prospective cohort studies on height, weight, and breast cancer risk. *American Journal of Epidemiology*, 152(6): 514-27.

Vatten LJ, Maehle BO, Lund Nilsen TI, Tretli S, Hsieh CC, Trichopoulos D, and Stuver SO. (2002). Birth weight as a predictor of breast cancer: a case-control study in Norway. *British Journal of Cancer*, 86(1): 89-91.

Vineis P and Caporaso N. (1995). Tobacco and Cancer: Epidemiology and the Laboratory. *Environmental Health Perspectives*, 103(2): 156-60.

Victoria CG. (2003). Latin American Social Medicine. *American Journal of Public Health*, 98(12): 1987.

Vineis P. (1994). Epidemiology of cancer from exposures to arylamines (aromatic amines). *Environmental Health Perspectives*, (supplement 6): 7-10.

Vineis P and Pirastu R. (1997). Aromatic amines and cancer. *Cancer Causes & Control*, 8(3): 346-55.

vom Saal F, Timms BG, Montano MM, Palanza P, Thayer KA, Nagel SC, Dhar MD, Ganjam VK, Parmigiani S and Welshons WV. (1997). *Prostate enlargement in mice due to fetal exposure to low doses of estradiol or diethylstilbestrol and opposite effects at high doses*. Proceedings of the National Academy of Sciences USA 94:2056-61.

Walker, M. (1998). Sir Richard Doll: A Questionable Pillar of the Cancer Establishment. *The Ecologist*, 28(2): 82-92.

Ward, E. (1995). Overview of preventable industrial causes of occupational cancer. *Environmental Health Perspectives*, 103(supplement 8): 197-203.

Ward EM, Schulte PA, Bayard S, Blair A, Brandt-Rauf P, Butler MA, Dankovic D, Hubbs AF, Jones C, Karstadt M, Kedderis GL, Melnick R, Redlich CA, Rothman N, Savage RE, Sprinker M, Toraason M, and Weston A. (2003). Priorities for Development of Research Methods in Occupational Cancer. *Environmental Health Perspectives*, 111(1): 12.

Watterson A. (2003). Occupational Health. In Watterson A (ed), *Public Health in Practice*. New York: Palgrave Hampshire: Macmillan: 210-235.

Watterson A and Watterson J. (2003a). Public Health Research Tools. In Watterson A (ed). *Public Health in Practice*. Palgrave Hampshire: Macmillan: 24-51.

- Watterson A and Watterson J. (2003b). Raspberries and sugar-gender differences in approving, regulating and monitoring pesticides. In Jacobs M and Dinham B (eds), *Silent Invaders: Pesticides, Livelihoods and Women's Health*. London: Zed Press.
- Watterson A. (1999). Why we still have 'old' epidemics and 'endemics' in occupational health: policy and practice failures and some possible solutions. In Daykin N and Doyal L (eds), *Health and Work: Critical Perspectives*. London: Macmillan Press, 107-126.
- Watterson A. (1998b). Toxicology in the Working Environment. In Rose J (ed), *Environmental Toxicology - Current Developments*. Amsterdam: Overseas Publishers Association.
- Watterson A. (1997). Diverging Perceptions of Hazards and Risks. *European Association for the Study of Science and Technology Review*, 16(1): 8-10.
- Watterson A. (1995a). Dealing with controversial issues on occupational health educational courses. *Safety Science*, 20: 253-258.
- Watterson A. (1995b). *Environmental and occupational carcinogens and breast cancer: Public health concerns and public health failures*. DeMontfort University, Leicester, UK.
- Watterson A. (1995c). Lay, Worker and community epidemiology – a new approach to documenting community health. *Pesticide News*, 30. <http://217.154.68.186/pestnews/pn30/pn30p8.htm> (accessed April 4, 2004).
- Watterson A. (1994a). Whither lay epidemiology in UK public health policy and practice? Some reflections on occupational and environmental health opportunities. *Journal of Public Health Medicine*, 16(3): 270-274.
- Watterson A. (1994b). International attitudes to organophosphate pesticides. Farmers' Ill-Health and OP Sheepdips. *Proceedings of the conference. Plymouth Postgraduate Medical School*: 31- 49.
- Watterson A. (1986). Occupational Health and Illness: The Politics of Hazard Education. In Rodmell S and Watt A (eds), *The Politics of Health Education: Raising the Issues*. London: Routledge & Kegan Paul, 76-99.
- Watterson A. (1984). Occupational Medicine and Medical Ethics. *Journal of the Society of Occupational Medicine*, 34: 41-45.
- Weiderpass E, Paranen T, Kaaks R, Vainio H, Porta M, Kauppinen T, Ojajarvi A, Boffetta P, and Malats,N. (1998). Occurrence, trends and environmental etiology of pancreatic cancer. *Scandinavian Journal of Environmental*, 24(3): 165-174.

Weiderpass E, Pukkala E, Kauppinen T, Mutanen P, Paakkulainen H, Vasama-Neuvonen K, Boffetta P, and Partanen T. (1999). Breast Cancer and Occupational Exposures in Women in Finland. *American Journal of Industrial Medicine*, 36: 48-53.

Weiss HA, Potischman NA, Brinton LA, Brogan D, Coates RJ, Gammon MD, Malone KE, and Schoenberg JB. (1997). Prenatal and perinatal risk factors for breast cancer in young women. *Epidemiology*, 8(2): 181-7.

Welch MA. (1999). Video showcases cancer info. *Windsor Star*, (nd).

Welp E, Weiderpass E, Boffetta P, Vainio H, Vasama-Neuvonen K, Petralia S, and Partanen T. (1998). Environmental risk factors of breast cancer. *Scandinavian Journal of Work, Environment & Health*, 24: 3-7.

Welshons WV, Thayer KA, Judy BM, Taylor JA, Curran EM, and vom Saal FS. (2003). Large Effects from Small Exposures.1. Mechanisms for Endocrine-Disrupting Chemicals with Estrogenic Activity. *Environmental Health Perspectives*, 111(8): 994-1006.

Wennborg H, Yuen J, Axelsson G, Ahlbom A, Gustavsson P, and Sasco AJ. (1999). Mortality and Cancer Incidence in Biomedical Laboratory Personnel in Sweden. *American Journal of Industrial Medicine*, 35: 382-389.

Weston TL, Aronson KJ, Siemiatycki J, Howe GR, and Nadon L. (2000) Cancer mortality among males in relation to exposures assessed through a job-exposure matrix. *International Journal of Occupational and Environmental Health*, 6(3): 194-202.

Wigle DT, Semenciw RM, Wilkins K, Riedel D, Ritter L, Morrison H, Mao Y. (1990). Mortality study of Canadian male farm operators: non-Hodgkin's lymphoma mortality and agricultural practices in Saskatchewan. *Journal of the National Cancer Institute*, 82: 575-582.

Williams RR, Stegens NL, Goldsmith JR. (1977). Cancer experience of men exposed to inhalation of chemicals or to combustion products. *Journal of Occupational Medicine*, 18: 787-792.

Windsor Air Quality Committee. (1994). *Windsor Air Quality Study: Executive Summary Report*. Windsor, Canada: Ministry of Environment and Energy.

Windsor Cancer Prevention Coalition. (2003). *Windsor Cancer Prevention Coalition home page*. <http://www.mnsi.net/~wohis/wcpc.htm> (accessed September 19, 2003).

Windsor-Essex County Development Commission. (2003). *Industries*. <http://www.choosewindsor.com/source/html/industry/auto.htm> (accessed August 25, 2003).

Windsor and Essex County Development Commission (2001) Demographics. <http://www.choosewindsor.com/source/html/market/demogr3.htm> (retrieved: 7/25/2004).

Windsor Occupational Health Information Service. (2004). *Work and Health: The Inside Story*. <http://www.mnsi.net/~wohis/services.htm#Community%20Cable%20Productions> (accessed February 1, 2004).

Windsor Occupational Health Information Service. (2004). *Cancer In Our Community Why We Need A Prevention Strategy Conference*. <http://www.mnsi.net/~wohis/events.htm> (accessed February 21, 2004).

Windsor Public Health Unit. (2000). *Summary Report: Health Profile 2000*.

Windsor Regional Cancer Centre and the Essex County District Health Council. (1996). *Report of the Prevention Task Force*.

Wolff M, Collman G, Barrett, C, and Huff J. (1996). Breast cancer and environmental risk factors: epidemiological and experimental findings. *Annual Review of Pharmacology and Toxicology*, 36: 573-96.

Women's Environmental Network. (2003). *Protect health before industry profit, women tell European Leaders*. http://www.wen.org.uk/general_pages/Newsitems/pr_Blair_Prodi10.03.htm (accessed January 31, 2004).

Women's Environmental Network. (1999). *Putting Breast Cancer on the Map*. London, UK. <http://www.wen.org.uk/health/Mapping/index.htm> (accessed January 31, 2004).

Wood D, Astrakianakis G, Lang B, Le N, and Bert J. (2002). Development of an Agricultural Job-Exposure Matrix for British Columbia, Canada. *Journal of Occupational and Environmental Medicine*, 44(9): 865-873.

Woodward A and Boffetta P. (1997). Environmental exposure, social class, and cancer risk. *IARC Publication No. 138*: 361- 367.

Work Safe BC. (2001). *Research in Progress*. http://www.worksafebc.com/research/research_in_progress/ (accessed August 6, 2003).

Workers Health and Safety Centre (WHSC). (1995). Linking Cancers to Jobs. *At the Source*, 16(3): 4-5.

Working Group on Primary Prevention of Breast Cancer. (2001). *Summary report: Review of Lifestyle and Environment Risk Factors for Breast Cancer*. Canadian Breast Cancer Initiative, Canada.

Workplace Safety and Insurance Board. (2003). *Occupational Histories of Essex County Cancer Patients*. <http://www.wsib.on.ca/wsib/wsibsite.nsf/public/researchresultsessexcounty> (accessed February 20, 2004).

Workplace Safety and Insurance Board. (1999). *Occupational Histories of Essex County Cancer Patients*. [http://www.wsib.on.ca/wsib/wsibsite.nsf/LookupFiles/DownloadableFileResearchRFP2003/\\$File/RFP2003.pdf](http://www.wsib.on.ca/wsib/wsibsite.nsf/LookupFiles/DownloadableFileResearchRFP2003/$File/RFP2003.pdf) (accessed November 6, 2003).

World Health Organization. (2003). *Global Action Against Cancer*. Geneva: WHO.

World Health Organization. (2001). *Developing a Global Strategy for Cancer*. <http://www.who.int/ncd/cancer/strategy.htm> (accessed December 21, 2003).

World Health Organization. (1999a). *Occupational Health: Ethically Correct, Economically Sound (Fact Sheet # 84)*. Geneva: WHO.

World Health Organization. (1999b). *Tobacco Health Facts (Fact Sheet # 221)* <http://www.who.int/inf-fs/en/fact221.html> (accessed December 28, 2003).

World Health Organization. (1998). *Cancer Toll Can Be Reduced Dramatically*. <http://www.who.int/inf-pr-1998/en/pr98-72.html> (accessed April 2, 2002).

World Health Organization. (1997). *Occupational health: the workplace*. http://www.who.int/peh/Occupational_health/occupational_health2.htm (accessed April 4, 2002).

Wright H. (2003). Breast cancer rates in farm women cause alarm. *Voice of the Farmer*, Dresden, Ontario.

Yano S and Sone S. (2000). Causative agents for lung carcinogenesis. *Nippon Rinsho*, 58(5): 1017-22.

Yamamoto S, Sobue T, Kobayashi M, Sasaki S, and Tsugane S. (2003). Soy, isoflavones, and breast cancer risk in Japan. *Journal of the National Cancer Institute*, 95(12): 906-13.

Zahm SH and Blair A. (2003). Occupational Cancer Among Women: Where Have We Been and Where Are We Going? *American Journal of Industrial Medicine*, 44: 565-575.

Zahm SH, Ward MH, Blair A. (1997). Pesticides and cancer. *Occupational Medicine State of the Art Review*, 12: 269-289.

.

Zahm SH, Pottern LM, Lewis DR, Ward MH, and White DW. (1994). Inclusion of Women and Minorities in Occupational Cancer Epidemiologic Research. *Journal of Occupational Medicine*, 36(8): 842-847.

Zheng T, Holford T, Mayne S, Tessari J, Ward B, Carter D, Owens PH, Boyle P, Dubrow R, Archibeque-Engle S, et al. (2000). Risk of breast cancer associated with serum polychlorinated biphenyls and 1,1-dichloro-2,2 – bis(p-chlorophenyl)ethylene. *Cancer Epidemiology, Biomarkers & Prevention*, 9: 167-174.

Zheng T, Blair A, Zhang Y, Weisenburger DD, Zahm SH. (2002). Occupation and risk of non-Hodgkin's lymphoma and chronic lymphocytic leukemia. *Journal of Occupational and Environmental Medicine*, 44(5): 469-74.

Ziem GE and Castleman BI (1989) Threshold limit values: historical perspectives and current practice. *Journal of Occupational Medicine*, 31(11): 910-8.



International Joint Commission
Commission mixte internationale

December 18, 2003

Mr. James Brophy, Director,
Occupational Health Clinic for Ontario Workers,
171 Kendall Street
Point Edward, Ontario N7V 4G6

Dear Mr. Brophy:

I am responding to your request for a letter concerning the use of our joint paper in preparing your thesis. The paper was based on health data and statistics that had been compiled by Health Canada around 1998 for the 17 Canadian Areas of Concern. The report on the Detroit River was made available to you in 1999 on a privileged basis and all the other 16 published reports were made available after the Biennial Meeting of the International Joint Commission in the fall of 1999. In the spring of 2000, the Great Lakes Science Advisory Board hosted a workshop on community health, based partly on the Health Canada reports. There was a special section on Windsor and you contributed to that by giving a presentation on occupational health and safety at that session.

The workshop speakers were asked to prepare papers for publication in *Environmental Health Perspectives* and you and I subsequently decided to jointly publish the paper on Windsor. We decided, based on the transcript of your presentation that we should cast the health data and statistics in a social, economic and political context. The reviewers of the draft paper were all agreed that this section should be removed, but we demonstrated to the editors that they had recently published a paper in their journal saying that the crisis in risk-based epidemiology could only be overcome by linking to molecular epidemiology, reconnecting with public health and expressing the findings in a social, economic and political context. The editors were impressed with this viewpoint and published the paper as submitted (EHP 106, Suppl.6: 827-843). The permission of Health Canada to use the health data and statistics for this purpose was obtained prior to publication.

In that the paper has been influential in galvanizing the community to establish a new Centre for Environmental Health, I think it was successful. That success in no small way reflects your contribution in participating in the workshop and in preparing the paper. Based on this, I am pleased to give you permission to use the paper in whatever manner you require for the purposes of preparing your thesis.

Yours sincerely,

Michael Gilbertson, Secretary,
Workgroup on Ecosystem Health,
Great Lakes Science Advisory Board.

Windsor • Ottawa • Washington

Great Lakes Regional Office
100 Ouellette Ave., 8th Floor
Windsor, Ontario N9A 6T3

Bureau régional des Grands Lacs
100 avenue Ouellette, 8^{ième} étage
Windsor (Ontario) N9A 6T3

Great Lakes Regional Office
P.O. Box 32869
Detroit, Michigan 48232

(519) 257-6700, or/ou (313) 226-2170. Fax/Télécopieur (519) 257-6740. www.ijc.org

Appendix B:

Computerised Record of Occupation Made Easy (CROME)

With respect to the CROME research, the author of this dissertation was a principal initiator of the CROME research study and was the principal author of the peer reviewed journal article that outlined the case control studies' findings (Brophy, et al., 2002). The author of this dissertation helped to direct the development of the CROME database, the questions to be recorded and how they would be structured, the involvement of the Industrial Disease Standards Panel (IDSP)¹ and the consultation with the Canadian Auto Workers (CAW) health and safety representatives. The management of the project was essentially the task of the author of this dissertation in partnership with Dr. Ethan Laukkanen.

It is important, however, to acknowledge and credit the other members of the research team who also made important contributions to this research undertaking. Margaret Keith, executive director of the Windsor Occupational Health Information Service, was instrumental in developing the different industrial and occupational choices utilized in the CROME programme along with supervising the initial database and questionnaire used to validate CROME. Dr. Ethan Laukkanen, Windsor Regional Cancer Centre, developed the "touch screen" programme with the Lotus Notes framework and supervised its implementation at the cancer center (*see Appendix C*). Drs. Abraham Reinhartz and Deborah Hellyer provided medical direction such as determining diagnostic eligibility requirements; they also consulted regarding possible occupational exposures. University of Windsor

¹ The Industrial Disease Standards Panel (IDSP) will be described in more detail later in this dissertation. In the 1990s its name was changed to the Occupational Disease Panel (ODP). For the purposes of this dissertation, the names will be used interchangeably and will refer to the same governmental body (Occupational Disease Panel, 1995).

epidemiologist, Dr. Kevin Gorey, conducted the statistical analysis. Dr. Andrew Watterson mentored the author of this dissertation throughout this process; he especially contributed with his knowledge of pesticides and their potential association with breast cancer.

Financial Assistance for CROME

CROME was supported in part by the Ontario Occupational Disease Panel (ODP), which funded some initial computer programming and participated in evaluating the reliability of the responses given by patients when utilising the computer. The chair of the ODP, Ms. Niki Carlan, was very active in the development and support of this research tool. The Canadian Auto Workers: National Automobile, Aerospace, Transportation and General Workers Union (CAW) provided funding for a University of Windsor graduate student to work for approximately twelve weeks as a research assistant to help check the data. The Windsor Regional Cancer Centre (WRCC), the Windsor Occupational Health Information Service (WOHIS) and the Occupational Health Clinics for Ontario Workers (OHCOW) in Windsor provided staff supports to assist the patients with data entry and validate the questions. With the dissolution of the Occupational Disease Panel in 1996 the WRCC, WOHIS and OHCOW – Windsor maintained the role of directing this project and assuring its continuation.

The author of this dissertation wishes to acknowledge the following individuals for their assistance: Jette Burton, Michelle Carom, Jianping Cui, Pat Dugal, Gregg Elstone, Alice Ergicak, Alan Hall, Lyle Hargrove, Janice Holland, Jadro Mevic,

Nicole Mahler, Cynthia M. Meyer, Edwin Y. Ng, Rory O'Neill, Robert Park, Michael Raymond, Ann Sovan, Gord Taylor, Jason Tung, and Tanya Zillich.

Lifetime Occupational History Record (LOHR)

The findings of the Lifetime Occupational History Record (LOHR) are currently being prepared for publication. The author of this dissertation is the principal investigator and author. Other co-investigators include: Margaret Keith (*see Appendix D*), Kevin Gorey, Abraham Reinhartz, Deborah Hellyer, Ethan Laukkanen, and Andrew Watterson, who have already been cited. Kevin Gorey lent his credentials to the LOHR funding proposal and prepared the literature review that was used in our successful grant application to the Workplace Safety and Insurance Board (WSIB). Michael Gilbertson offered his expertise regarding the impact of endocrine disruptors and possible biological mechanisms that might contribute to breast cancer pathogenesis.

Hakam Abu-Zahra replaced Ethan Laukkanen as WRCC research representative offering important insight to medical issues surrounding breast cancer. Isaac Luginaah, a University of Windsor medical geographer, joined the research team and assisted with statistical analysis.

Financial Assistance for LOHR

This study was supported in part by the Ontario Workplace Safety and Insurance Board (WSIB) Research Advisory Board (RAC) (Workplace Safety and Insurance Board, 1999). The \$250,000 grant from the WSIB arose from an application in

which the author of this dissertation participated as a co-author and member of the research team. During the two-year case control study the author of this dissertation acted as co-principal investigator. During the last year of the project the author of this dissertation acted as principal investigator after securing \$120,000 additional funding to continue the data collection process and analyse the data.

The Canadian Auto Workers: National Automobile, Aerospace, Transportation and General Workers Union (CAW) health and safety representatives advised the research team on particular workplace exposures. The Windsor Regional Cancer Centre (WRCC) and the Occupational Health Clinics for Ontario Workers (OHCOW) provided staff support to code the jobs of the cases and community controls.

The author of this dissertation wishes to acknowledge the following individuals for their assistance with LOHR: Nicole Mahler (research coordinator); Jeff Desjarlais; Kathy Mayville; Robert Park; Cheryl Battson; Donna Bergamin; Lisa Capretta; Sharron Chouinard; Mary Cook; Janet Davis; Pat Dugal; Julie Durocher; Erin Fortier; Jeremy Garman; Chad Gibbons; Michael Gilberston; Caitlin Goyeau; Erin Goyeau; Susan Greco; Alan Hall; Johanna Krey; Michael Lax; Joyce Mady; Sharon Mailloux; Jane McArthur; Liam McCarthy; Shavaun McDonald; Joanne McGuire; Kevin McNaughton; Edwin Ng; Rory O'Neill; Barbara Ouellette; Nicholas Pieczonka; Jason Parent; Mike Raymond ; Maureen Reynolds; Bernie Rosenblum; Todd Sands; Eileen Senn; Gregory Siwinski; Ann Sovan; Janet Spiers; Stephanie Stones; and Robert Watson.

New Lifetime Occupational and Environmental History Record (LOEHR)

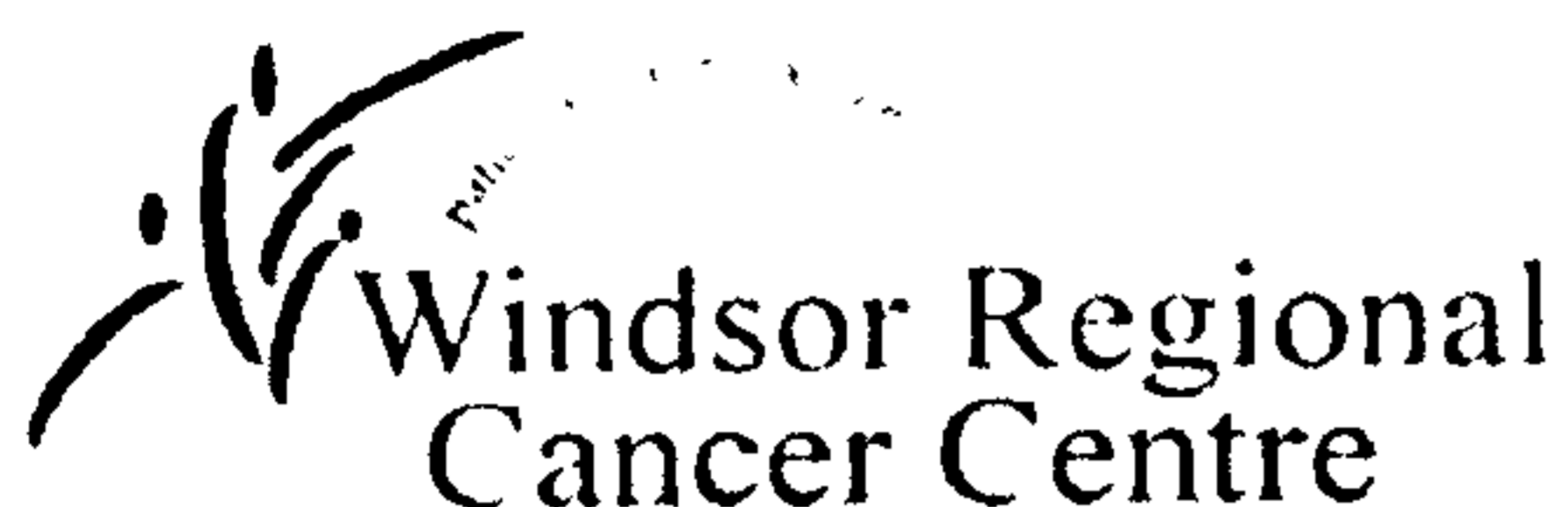
A new population based case control study, Lifetime Occupational and Environmental History Record (LOEHR), arose out of the LOHR research. LOEHR has an enhanced research team. The author of this dissertation and Margaret Keith are co-principal investigators. Co-investigators include: Isaac Luginaah, Hakam Abu-Zahra, Michael Gilbertson, Abraham Reinhartz, Deborah Hellyer, Eleanor Maticka-Tyndale, Peter Infante, Robert Park, and Andrew Watterson. Kathy Mayville is the staff research coordinator.

LOEHR is hosted by the University of Windsor. It is co-sponsored by the Occupational Health Clinics for Ontario Workers (OHCOW) and is being carried out with the cooperation of the Windsor Regional Cancer Centre (WRCC).

Financial Assistance for LOEHR

Funding for this research was provided by the Breast Cancer Society of Canada (\$60,000 over two years), the Canadian Breast Cancer Foundation (\$169,520 over three years), and the Green Shield Foundation (\$10,000 for one year). The research has been endorsed by the Canadian Labour Congress.

Appendix C



2220 Kildare Road, Windsor, ON, N8W 2X3 Ph: 519-253-5253 Fax: 519-971-9922

February 5, 1999

Mr. Jim Brophy
Executive Director
Occupational Health Clinic
547 Victoria Avenue
Windsor, ON N9A 4N1

Dear Mr. Brophy:

re: CIROME project

In response to your letter of January 5th, the Windsor Regional Cancer Centre is pleased to support your plan to focus on the regional occupational history project in support of your post graduate thesis work.

Our Centre would be pleased to work with you and your collaborators in all feasible ways to ensure the success of your initiative.

Yours truly,

A handwritten signature in cursive script, appearing to read "E. Laukkanen".

Dr. Ethan Laukkanen
Chief Executive Officer
EL/cr



A Cancer Care Ontario Regional Cancer Centre
Un centre régional de cancérologie de Action Cancer Ontario



March 19, 2004

Dr Andrew Watterson
University of Stirling
Stirling, UK
FK9 4LA.

Dear Dr Watterson:

James Brophy and I are co-principal investigators of the current occupational breast cancer research study entitled Lifetime Occupational and Environmental History Record (LOEHR) in Windsor, Ontario. I was also a co-investigator of the preceding studies: Computerized Recording of Occupations Made Easy (CROME) and the Lifetime Occupational History Record (LOHR).

Mr Brophy was the initiator and principal investigator of CROME. He was the initiator and co-principal investigator of the first funding phase of the ensuing LOHR research and principal investigator of the second funding phase of the LOHR research. Mr Brophy was principal author of the articles reporting on the CROME and LOHR study findings.

The research team supports Mr. Brophy's use of the CROME, LOHR, and LOEHR research studies in his PhD dissertation.

Sincerely,

Margaret M. Keith
Adjunct Faculty

Appendix E: Chemicals Shown to Induce Mammary Tumours in Animals

(US National Toxicology Program

<http://ntp-server.niehs.nih.gov/htdocs/Sites/MAMM.html>

ACRONYCINE	2,4-DINITROTOLUENE
BENZENE	ETHYLENE OXIDE
2,2-BIS(BROMOMETHYL)-1,3-PROPANEDIOL	FUROSEMIDE
1,3-BUTADIENE	GLYCIDOL
1,3-BUTADIENE	HYDRAZOBENZENE
2-CHLOROACETOPHENONE (CN)	INDIUM PHOSPHIDE
CHLOROPRENE	ISOPHOSPHAMIDE
C.I. ACID RED 114	ISOPRENE
C.I. BASIC RED 9 MONOHYDROCHLORIDE	METHYLENE CHLORIDE
CLONITRALID	METHYLEUGENOL
CYTEMBENA	NITHIAZIDE
2,4-DIAMINOTOLUENE (2,4-TOLUENE DIAMINE)	5-NITROACENAPHTHENE
1,2-DIBROMO-3-CHLOROPROPANE	NITROFURAZONE
1,2-DIBROMOETHANE	NITROMETHANE
2,3-DIBROMO-1-PROPANOL	O-NITROTOLUENE
1,1-DICHLOROETHANE	OCHRATOXIN A
1,2-DICHLOROETHANE	PHENESTERIN
1,2-DICHLOROPROPANE (PROPYLENE DICHLORIDE)	PROCARBAZINE HYDROCHLORIDE
DICHLORVOS	RESERPINE
3,3'-DIMETHOXYBENZIDINE DIHYDROCHLORIDE	SULFALLATE
3,3'-DIMETHYLBENZIDINE DIHYDROCHLORIDE	2,4- & 2,6-TOLUENE DIISOCYANATE
	O-TOLUIDINE HYDROCHLORIDE
	1,2,3-TRICHLOROPROPANE
	URETHANE
	URETHANE + ETHANOL (COMBINATION)

Appendix F: Table 5.2: Breast cancer and epidemiological studies - occupational exposures including endocrine disrupting substances
 Exposure, study design, subjects, effect size, confidence intervals (listed in order of study's statistical power)
 OR = odds ratio; PMR = proportionate mortality ratio, RR = rate ratio, SIR = standardized incidence ratio, SMR = standardized mortality ratio
 Bolded text indicates statistically significant data

Exposure	Study, Type & First Author	Subjects	Exposure definition data source;	Effect size, range	95% Confidence Intervals	Comments
Styrene, Organic Solvents, Metal, Metal Oxides, Acid Mists	REGISTRY-BASED Cantor et al, 1995	24 US States Mortality cases = 33,509 Controls 117,794 1984-1989	Separate analysis for black and white women examining possible exposures	White Women Solvents OR = 1.09 – 1.10 Styrene OR = 1.13 – 1.38 Metals/Metal oxides OR = 1.11 – 1.14	(1.0-1.2) (1.0-1.2) (1.1-1.2) (1.0 1.9) (1.0-1.12) (1.0-1.3)	Controlled for socioeconomic status and age. Dose response based on exposure matrix. Range of organic solvents including carbon tetrachloride, methylene chloride, formaldehyde. There were also elevated ORs for asbestos and radio frequency electromagnetic fields Black women had a number of OR that were statistically significant > 2 for Styrene & cadmium
				Solder OR = 2.97 Acid Mist OR = 1.07 - 1.15 Black women Solvents OR = 1.01 – 1.20 Styrene OR = 1.41-1.59 Metals/Metal oxides OR = 1.22 – 1.75 Solder OR = .75 – 2.40	(1.3-6.6) (1.0-1.1) (1.01.3) (0.9-1.1) (1.0-1.4) (1.0-1.9) (1.20-2.1) (0.9-1.7) (1.3-2.6) (0.6-.09) (1.3-4.5)	

Exposure	Study, Type & First Author	Subjects	Exposure definition data source;	Effect size, range	95% Confidence Intervals	Comments
			Outcome measured			
60-HERTZ MAGNETIC FIELDS	Coogan et al., 1996	Four US states cancer tumour registries. Cases = 6,888 Controls = 9,529	Separate cohort into four categories: background, low, medium, high.	Acid Mist OR = 1.43-3.62 High exposure OR = 1.43 Premenopausal OR = 1.98 Postmenopausal OR = 1.33	(1.0-2.0) (1.1-12.0) (0.9-2.09) (1.04-3.78) (0.82-2.17)	Utilized exposure matrix and controlled for reproductive history And number of other breast cancer risk factors.
SOLVENTS	Hansen, 1999	Danish Cancer Registry (1970-89) Women between 20-55 years Cases= 7,802 Controls=7,802	Women employed 10> in organic solvent using industries	OR= 1.97 (Range from (1.4-2.4))	(1.39-2.79)	Controlled for Socioeconomic status and reproductive patterns
PASSIVE & ACTIVE TOBACCO SMOKE	Johnson & Mao, 2000	Canadian National Enhanced Cancer Surveillance System Premenopausal Cases = 805 Postmenopausal Cases= 1512 Controls = 2438	Active and passive tobacco smoke exposed, particularly premenopausal women	Premenopausal exposed to passive smoke OR= 2.3 Increase to almost three fold with >35 years of exposure	(1.2-4.6)	Mailed questionnaire to control for breast cancer risk factors and lifetime and occupational exposure to passive smoke.
		CASE CONTROL				
PCBs & 4-	Aschengrau et al., 1998	Incident cases = 261	incident study containing PCBs			

Exposure	Study, Type & First Author	Subjects	Exposure definition data source;	Effect size, range	95% Confidence Intervals	Comments
octylphenol		Controls = 753 Cape Cod, USA	Outcome measured an exposure assessment	OR = 3.2	(0.8-12.2)	Controlled for confounding
Shiftwork	Davis et al., 2001	Incident cases = 813 Controls = 793	in-person interview on sleep habits and bedroom lighting last ten years	4-octylphenol OR = 2.9	(0.8-10.8)	Had lifetime occupational history. Hypothesis regarding reduction of melatonin levels
Passive & active Tobacco Smoke	Morabia et al., 2000	Incident cases = 177 Controls = 170	Geneva Switzerland examining genetic reactions	Premenopausal OR = 3.2 Postmenopausal OR = 11.6	(1.2-8.7) (2.2-62.2)	Examined polymorphisms from buccal cell DNA
Polycyclic Aromatic Hydrocarbons and Benzene	Petralia et al., 1999	Premenopausal cases = 301 Controls = 316	Western New York State, 1986-1991	High exposure to benzene OR = 1.95 High exposure to PAHs 2.40	(1.14-3.33) (0.96-6.01)	Exposure assessment and controlled for tumour oestrogen receptor (ER) status.

Exposure	Study, Type & First Author	Subjects	Exposure definition data source;	Effect size, range	95% Confidence Intervals	Comments
Shiftwork	Schernhammer et al., 2001	Incident Cases= 2441 Baseline population = 78,562	11 U.S. States, Nurses Health Study 1988-1998	Nurses who worked 30> years on the night shift RR = 1.36	(1.04-1.78)	Moderate increased of breast cancer risk among women working rotating shifts for extended period of time.
Laboratory technicians, telephone and telegraph operators, leather and fur processors & glass workers	Gardner et al., 2002	Cases = 1,458 Controls = 1,556	Shanghai, China	OR 9.94 4.63 3.25 2.08	(1.20-82.37) (1.85-11.59) (1.11—9.53) (1.14-3.82)	Adjusted for known or suspected risk factors and occupational histories. Elevated risk found among postmenopausal women engaged in farming.
Electric and Magnetic Fields	Erren, 2001	Review 43 papers, pooled RRs for breast cancer among both men and women	Included 24 studies among women and 15 among men	Women, RR = 1.12	(1.09-1.15)	Probable misclassification of exposure and even disease. Risk estimates range from 0.6 to 1.64.
Electric and Magnetic Fields	Kheifets and Matkin, 1999	Review 35 studies				Literature review of both male and female occupational breast cancer

Exposure	Study, Type & First Author	Subjects	Exposure definition data source;	Effect size, range	95% Confidence Intervals	Comments
			Outcome measured			studies.
Solvents	Labreche & Goldberg, 1997	Hypothesis regarding solvent exposure and breast cancer risk.				Different perspective from Davis et al, with regards to endocrine disrupters.
Cigarette Smoke	Band et al., 2002	1431 women with breast cancer utilising Premenopausal cases = 318, controls = 340; Postmenopausal cases = 700, controls = 685	British Columbia cancer registry, 1988-1989	OR 1.6 7.07 0.49	(1.13-2.51) (1.63-30.8) (0.27-0.89)	Premenopausal women who smoked within 5 years of menarche; Nulliparous women who smoked 20 or more pack years; Postmenopausal women whose BMI increased and started smoking after first full term pregnancy

Appendix G: Table 5.3: Breast cancer and epidemiological studies - white collar-type occupations

study design, subjects, effect size, confidence intervals (listed in order of study's statistical power)

OR = odds ratio; PMR = proportionate mortality ratio, PCMR = proportionate cancer mortality rate, RR = rate ratio, SIR=standardized incidence ratio, SMR=standardized mortality ratio, MOR=mortality odds ratio

Bolded text indicates statistically significant data

Occupation	Study, Type & First Author	Subjects	Exposure definition data source; Outcome measured	Effect size, (n)	95% Confidence Intervals	Comments
REGISTRY-BASED						
White Collar	Calle et al., 1982	Mortality study Deaths = 1,780 Involved 563,395 women United States 1982-1991	Administrative Executive	RR = 1.14 RR = 1.93	(1.01-1.31) (1.03-3.62)	Based on occupational baseline questionnaires, asking current occupation, and next job held longest; controlled for some confounders
Telephone Industry	Coogan et al., 1996	Four US states cancer tumour registries. Cases = 6,888 Controls = 9,529	Admin. Supp. Positions, including clerical	OR = 1.15	(1.06-1.24)	Based on 14 broad occupational groups and 12 subgroups. "Most important duty". Controlled for breast cancer risk factors.
Telephone Industry	Dosemeci and Blair, 1994	24 U.S. States (1984-89) 2444 cancer deaths	Women employed in Telephone Industry	White Women 20-49 years, MOR =1.6 50-69 years, MOR =1.5	(1.2-2.1) (1.3-1.8)	Possible exposure to new instruments, machinery or production procedures may account for excess risk.
Teachers	Robinson CF,	28 U.S. States	Mortality Proportion.	Teachers, PCMR=132	(1.3-3.2) (1.4-4.5) (129-135)	

Occupation	Study, Type & First Author	Subjects	Exposure definition data source; Outcome measured	Effect size, (n)	95% Confidence Intervals	Comments
	and Walker JT. 1999	1984-95	Can. Mort. Ratios (PCMR)	Secretary, PCMR=114	(111-116)	
Electrical Equipment Industry & Printing and Publishing	Aronson and Howe 1994	2,995 cancer deaths 1965-79	10% Labour study based on 242,196 females working between 1965-1971	SMR 235	(107-445)	
				218	(109-391)	

Appendix H: Table 5.4: Breast cancer and epidemiological studies - nursing

Occupation, study design, subjects, effect size, confidence intervals (listed in order of study's statistical power)

OR = odds ratio; PMR = proportionate mortality ratio, RR = rate ratio, SIR=standardized incidence ratio, SMR=standardized mortality ratio

Bolded text indicates statistically significant data

Occupation	Study, Type & First Author	Subjects	Exposure definition data source;	Outcome measured	Effect size, (n)	95% Confidence Intervals	Comments
NURSE	Registry-based						
	Petralia et al. 1999	Not given	Occupation from death certificate (reported by next-of-kin);	Occupation from death certificate;	OR White:1.2 (2,342) Black:1.3 (234)	1.1-1.2 1.0-1.5	Possible confounders not addressed.
	Rubin et al. 1993	24 US States; 1984-93	Breast cancer mortality	Breast cancer mortality	PMR White:109 (1,635) Black:125 (177)	104-114 107-144	
	Peipins et al. 1997	25 US states; 1979-1987 50,000 decedent nurses	Occupation from death certificate;	Occupation from death certificate;	PMR Vs. all workers: <65 yrs:111 (1,393) >65 yrs:108 (1,247)	106-116 102-114	
		27 US states; 1984-1990	Breast cancer mortality	Breast cancer mortality	Vs. white-collar workers: <65 yrs:86 (1,393) >65 yrs:86(1,247)	82-90 81-91	

Occupation	Study, Type & First Author	Subjects	Exposure definition data source; Outcome measured	Effect size, (n) p trend if any	95% Confidence Intervals	Comments
	REGISTRY-BASED (CONT'D) Rix & Lange 1996	75,052 female healthcare workers Denmark 1970-1987	Occupation from occupational mortality register; Breast cancer incidence	SIR hospital: 1.19 (441) other: 1.25 (220)	1.08-1.3 1.09-1.43	reference group was all economically active persons
Nurse (cont'd)	Sankila et al. 1990	16,806 all type-cancers in women Finland 1971-1980	Occupation from occupational mortality register; Breast cancer incidence	SIR RN: 196 (163) Psych nurse: 123 (24) CHILD'S NURSE: 180 (33)	167-228 79-183 124-253	-possible confounders not addressed
	Morton 1995	7,368 breast ca cases 2,357 breast ca deaths	Occupation from census records; Breast cancer incidence	<u>SIR rate (per 100,000)</u> 166.8 (141) SMRate 43.7 (37)		-possible confounders not addressed
				0.01 < p < 0.05 significance of difference from rate for all women		

Occupation	Study, Type & First Author	Subjects	Exposure definition data source; Outcome measured	Effect size, (n) p trend if any	95% Confidence Intervals	Comments
	Petralia et al. 1998	All incident cancer cases aged 30+ Shanghai 1980-84	Occupation at time of dx or retirement, obtained from patient or next-of-kin; Breast cancer incidence	SIR 1.9 (53)	1.4-2.5	
	Cohort					
	Pollan and Gustavsson 1999	1,101,669 women 29,284 cases Sweden 1971-89	Occupation by census; Breast cancer incidence	SIR 117 (754)	109-126	-19 year follow-up -intragroup comparison within "professional occupations" attenuated risk, except for pharmacist
Nurse (cont'd)	Calle et al. 1998	563,395 women 1,780 breast ca deaths 50 US states 1982-1991	Occupation by baseline questionnaire on current occupation and other job held for longest time; Breast cancer mortality	RR 0.84 (85)	0.67-1.07	-prospective cohort -adjusted for race, family hx, benign breast dz, BMI, livebirths, age at 1 st birth, menarche, menopause, OCP, HRT, education, exercise, smoking, EtOH -reference group: housewives

Occupation	Study, Type & First Author	Subjects	Exposure definition data source; Outcome measured	Effect size, (n)	95% Confidence Intervals	Comments
	Gunnarsdottir and Rafnsson 1995	2,159 nurses Iceland 1920-1979	Nursing by nurses association database; Breast cancer incidence	SIR 1.16 (36)	0.81-1.61	-retrospective cohort -reference group: all women -no dose response found when employment time taken into account -prospective cohort - adjusted for age, age at menarche, parity, age at first birth, menopausal status, BMI, fam hx, HRT.
	Schernhammer et al. 2001	78,562 RN's 30-55 yrs of age United States 1988-98	Self-administered questionnaires; how many yrs worked rotating night shifts at least 3nights/month	RR Years on rotating night shifts: Never 1.0 (925) 1-14 1.08 (1,324) 15-29 1.08 (134) >30 .36 (58)	(0.99-1.18) (0.90-1.30) (1.04-1.78)	
Nurse (cont'd)	CASE-CONTROL Coogan et al. 1996	6,888 cases 9,529 controls 4 US states 1988-91	Occupation by telephone interview; Breast cancer incidence	OR 0.87 (323)	0.74-1.01	-adjusted for age, state, BMI, benign breast dz, fam hx, menopausal status, age at menarche, parity, age at first birth, lactation, education, EtOH -simple OR's almost identical to multivariate OR's. Perhaps confounders do not bias the estimates.

Occupation	Study, Type & First Author	Subjects	Exposure definition data source; Outcome measured	Effect size, (n)	95% Confidence Intervals	Comments
	Band et al. 2000	1018 cases 1020 controls	Occupation by self-administered questionnaire; Breast ca incidence	OR Pre-menopausal 0.71 (34)	0.47-1.07†	-ever occupation data presented in this table, usual occupation data similar -significantly increased risk among post-menopausal women -adjusted for possible confounders
	Habel et al. 1995	537 cases 492 controls Washington state 1980-90	Occupation by in-person interview; Breast ca incidence	Post-menopausal 1.37 (83) RR 1.2 (40)	1.01-1.85† 0.7-2.0	-adjusted for age, parity, education, EtOH -age-adjusted RR's almost identical to multivariate adjusted RRs

Occupation	Study, Type & First Author	Subjects	Exposure definition data source; Outcome measured	Effect size, (n) p trend if any	95% Confidence Intervals	Comments
Nurse (cont'd)	CASE-CONTROL (CONT'D)					
	Gunnarsdottir et al. 1997	55 cases 116 referents	Nursing by registration with nurses' association; Breast cancer incidence	OR Main occ.: 0.82 (41) FT work : 1.16 (38) OR of significant elevation was revealed only when study population was separated into groups according to their specialty	0.34-2.01 0.50-2.67	-97% response rate -adjusted for age, fam hx, marital status, nulliparity -adjustment for possible confounders did not change ORs substantially
	Petralia et al. 1999	301 cases 316 controls premenopausal women NY State 1986-1991	Occupation by personal interview; Breast cancer incidence	OR 0.85 (24)	0.45-1.61	-adjusted for age at menarche, benign breast dz, fam hx, age, education, age at first birth -adjusted OR did not differ from crude OR
	Zheng et al., 2002	608 breast ca cases 609 controls Connecticut 1994-1997	Occupation by personal interview; Breast cancer incidence	OR 0.9 (24)	0.5-1.6	-low response rate: 66% eligible cases, 62% controls -occupation longest duration -adjusted for age, BMI, lifetime lactation, age at menarche, age at first full-term pregnancy, family breast ca hx, fat intake, race, income, study site

Occupation	Study, Type & First Author	Subjects	Exposure definition data source; Outcome measured	Effect size, (n) p trend if any	95% Confidence Intervals	Comments
Nursing Attendant	Case-Control Band et al. † 2000	See Above	See Above	OR PreMeno: 0.37 (5) Postmeno: 0.84 (15)	0.15-0.92† 0.45-1.55†	See Above
Nursing Assistant	Band et al. † 2000	See Above	See Above	OR PreMeno: 0.87 (6) Postmeno: 1.67 (10)	0.33-2.13† 0.73-3.84†	See Above

† 90% C.I. for Band et al., 2000 study

Appendix I: Table 5.5: Breast cancer and epidemiological studies - laboratory technicians
 study design, subjects, effect size, confidence intervals (listed in order of study's statistical power)
 OR = odds ratio; PMR = proportionate mortality ratio, RR = rate ratio, SIR=standardized incidence ratio, SMR=standardized mortality ratio
 Bolded text indicates statistically significant data

Occupation	Study, Type & First Author	Subjects	Exposure definition data source; Outcome measured	Effect size, (n) p trend if any	95% Confidence Intervals	Comments
LABORATORY WORKERS	CASE CONTROL					
	Belli et al, 1992	Mortality men= 1797 Mortality women= 685 Italian National Institute of Health	Incident study	Elevated breast cancer but no specific ORs		
	REGISTRY-BASED					
Health & Science Technicians	Burnett et al., 1999	Proportionate Cancer Mortality ratios (PCMRs) Male-Female Cancer Deaths = 2,109 Total Deaths = 5,835		Ages 18-64 PCMR = 114 Total Age Group PCMR 112	CI 95% (100-130) (100-125)	Radiologic and science technicians did not have a statistically significant elevated breast cancer risk

Appendix J:

Description and Analysis of Different Elevated Cancers

L.1: Health Canada Data: Cancers of the Lip, Oral Cavity, and Pharynx (ICD-9: 140-149)

Figure 5.3: Cancer of the Lip, Oral Cavity and Pharynx Mortality Rate Windsor, Ontario



Compiled from Health Canada data 1986-1992

The mortality rates were elevated among men (54% higher, 32 excess deaths) and more than 2 times higher for women (15 excess deaths) in the age group of 45-75 years of age. Hamilton incidences and mortality rates were not statistically significantly lower than the Ontario rate. One exception, however, was among Hamilton males between 45-74 years of age. Their incidence rate was 12% below the rest of the province. (See Figure 5.3.)

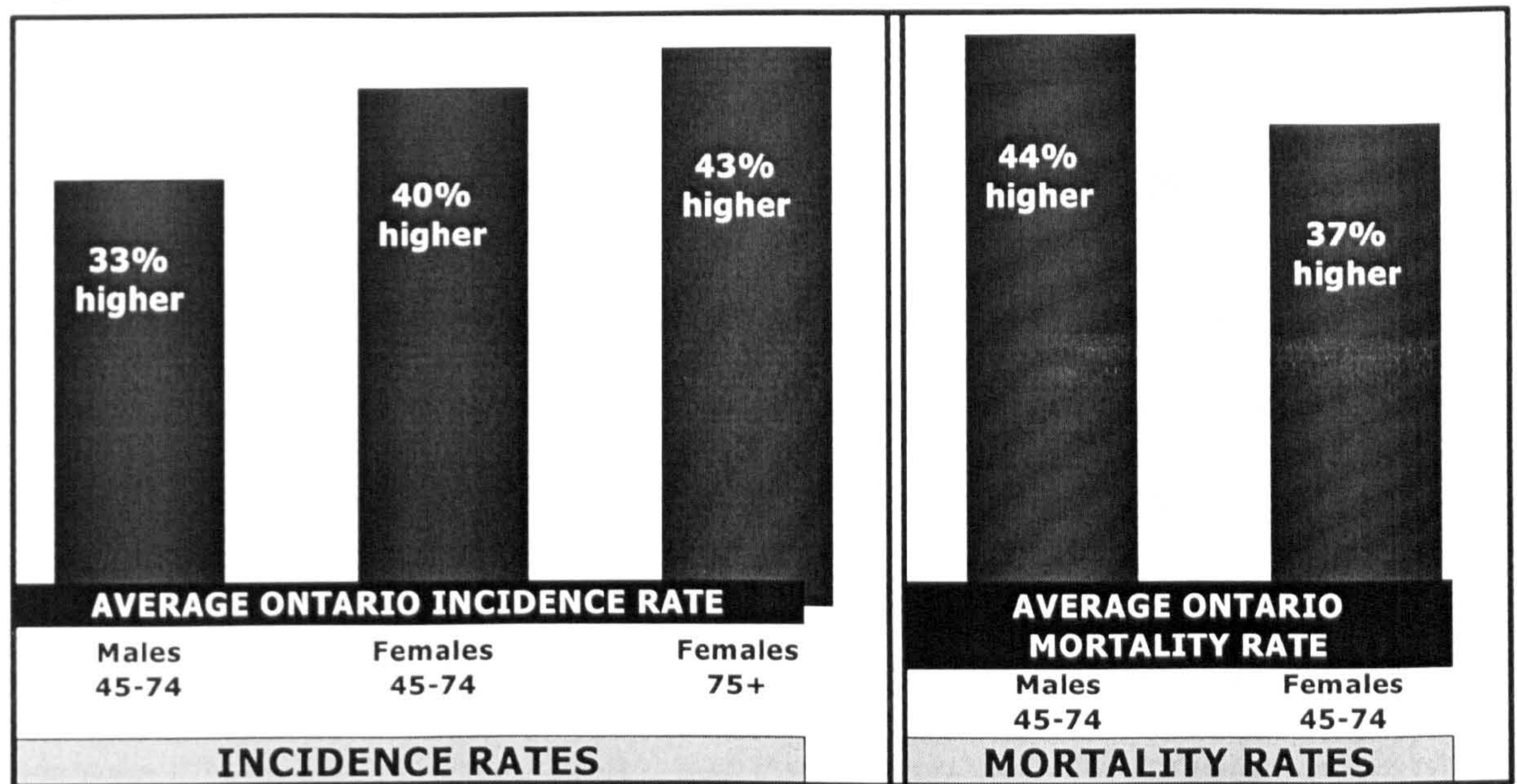
Cancers of the lip, oral cavity and pharynx are also particularly associated with tobacco, and alcohol use. These risk factors were not controlled for in this data set, but the District Health Council (1995) reports that the tobacco and alcohol use is approximately the same as the rest of the province. Further studies would be needed to examine other potential risk factors (more below of this topic).

L. 2: Health Canada Data: Cancers of Digestive Organs and Peritoneum (ICD-9:150-159)

This group of cancers included neoplasms of the esophagus, stomach, colon and rectum, liver and intrahepatic bile ducts, gall bladder and extrahepatic bile ducts, and pancreas. Among this class of cancers, there was a 10% higher mortality rate among Windsor males than the rest of Ontario, particularly among those males 45-74 years of age. Colorectal cancer was responsible for about 48 excess deaths, while the comparable age group in Hamilton was 12% below the Ontario rate.

Gerhardsson de Verdier et al (1992) cite a number of occupational risk factors associated with elevated colorectal cancer risk including exposure to soot, asbestos, cutting fluids and oils, and combustion gases from coal, coke and wood. The potential risk posed by oil mist represents a serious concern given the propensity of its use in the auto manufacturing industry and was the subject of a report by the Ontario Occupational Disease Panel (1997).

Figure 5.4: Rates of Pancreatic Cancer: Windsor, Ontario



Compiled from Health Canada data 1986-1992

The study reported elevated incidence and mortality of pancreatic cancer. Among men there was an increased incidence (33% higher, 21 excess cases) and a 44% higher (42 extra deaths) mortality in the 45-74 age group. Women had a 40% elevated incidence rate (20 extra cases) and 37% higher mortality (36 extra cases). For women older than 75 this increase persisted with a 43% higher incidence rate than the rest of Ontario.

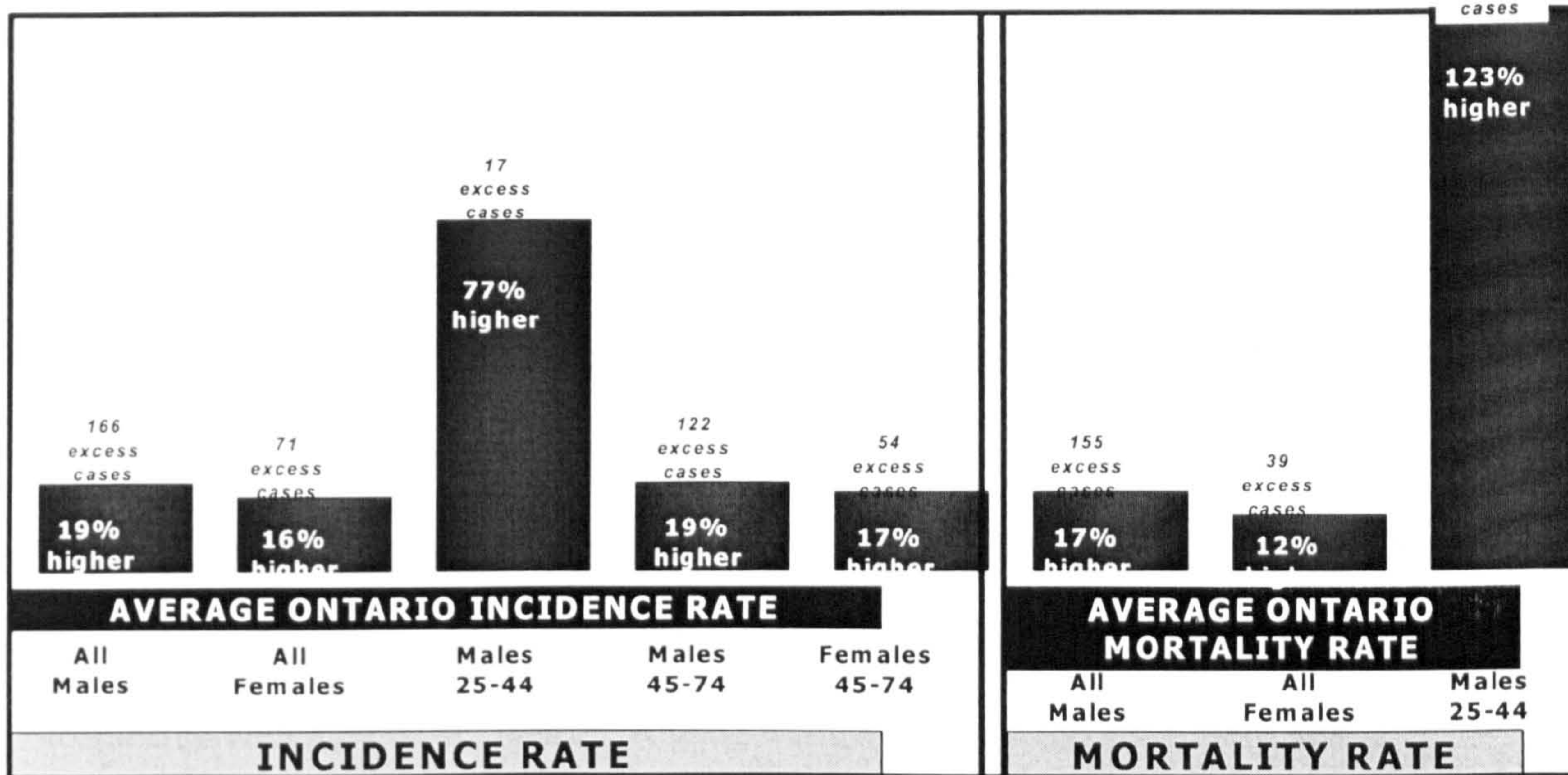
Pancreatic cancer is a highly fatal malignancy with largely unknown etiology. In 2000, pancreatic cancer was the 12th most common cancer among men and women in Canada with 3100 new incident cases (Brophy, 2001). While smoking, diabetes, chronic pancreatitis, and high-fat diets (Weiderpass et al, 1998) seem to increase the risk, there is medical literature that suggests that occupation and exposure to polycyclic aromatic hydrocarbons (PAH), aromatic amines, solvents and silica may

be additional risk factors (Ahlegren and Macdonald, 1992; Hansen, 1991; Kauppinen et al, 1995; Kernan et al, 1999; Ojajarvi et al, 2000).

L:3: Health Canada Data: Cancers of the Respiratory and Intrathoracic Organs (ICD-9:160-165)

Consistent with the previously reported health studies of the Windsor area, the Health Canada report found increased incidence rates and mortality from respiratory and intrathoracic cancers. In a previous study, for example, Windsor men and women both ranked fourth out of 25 Canadian census metropolitan areas for mortality from lung cancer (Gilmour and Gentleman, 1999). The mortality rates for men were 17% higher (115 excess deaths) than the provincial rate. Of particular concern was the more than 2-fold elevation (123%, 14 deaths) respiratory cancer among 25-44 year olds. The mortality rate for Windsor female was 12% higher (39 excess deaths). The incidence rates were similarly elevated and due to the low survivability of this particular type of cancer, incidence and mortality figures tend to be almost the same. In contrast, the incidence rates for lung cancer among Hamilton men and women were indistinguishable from the Ontario rates.

Figure 5.5: Rates of Lung Cancer Windsor,



Compiled from Health Canada data 1986-1992

Motta (1994) was cited by Health Canada for possible

lung cancer risks including mainstream and secondary-stream tobacco smoke, radon, asbestos, formaldehyde, end products of uncontrolled combustion, air pollution, and occupational exposures to a variety of substances.

L.4: Health Canada Data: Cancers of the Genitourinary Organs (ICD-9: 179-189)

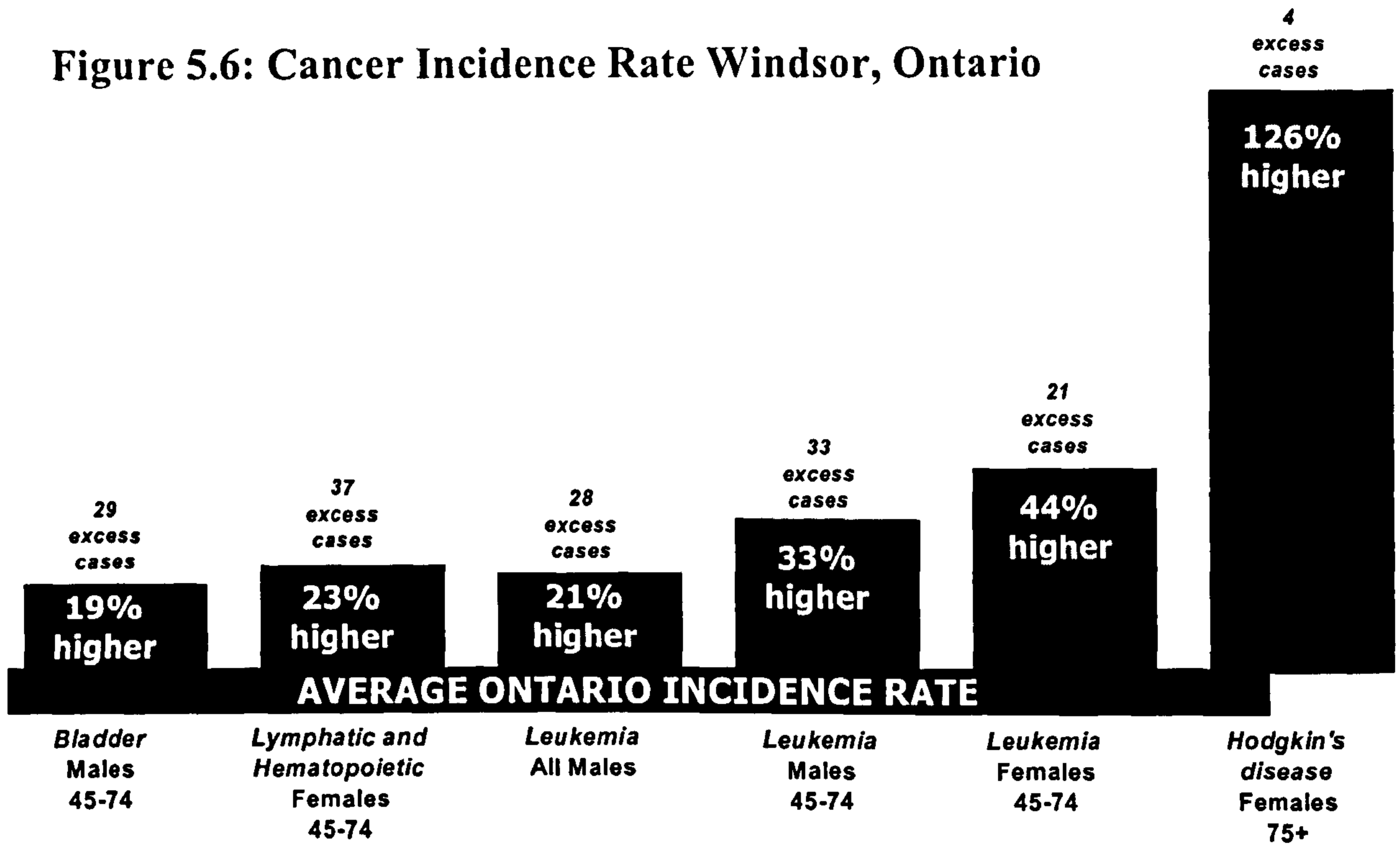
Health Canada chose the following cancers of the genitourinary system as potentially linked to pollutants: cancers of the ovary, prostate, testis, bladder, kidney and other urinary tract organs. For Windsor men, in the 45-74 age groups, there was a statistically significant 19% elevated incidence (29 excess cases). It is estimated that, among men, 25% of all bladder cancer may be occupationally related (Tola, 1980; Vineis et al, 1997). Before the Ontario Workers Safety and Insurance Board (WSIB) (Brophy, 1999), it was argued, on behalf of foundry workers that there was evidence of association between polycyclic aromatic hydrocarbons (PAHs), aromatic amines and bladder cancer risk (Risch et al, 1988; Steenland et al, 1987; Hansen, 1992; Vineis and Pirastu, 1997; Pirastu et al, 1996; Mallin, 1998).

L.5: Health Canada Data: Cancers of the Lymphatic and Haematopoietic Tissues (ICD-9: 200-208)

Leukaemia, non-Hodgkin's lymphoma, and Hodgkin's lymphoma were cited by Health Canada as potentially associated with exogenous toxic exposures. The incidences of these cancers were 23 % higher (37 excess cases) than the provincial rate. In the 45-74 age groups, the incident rate from leukaemia was elevated in both males (33% higher, 24 extra cases) and females (44% higher, 21 extra cases) when compared with the rest of Ontario. Among women 75 years and older there was over a 2-fold excess incidence of Hodgkin's disease. There was a 2-fold (2.26 times, 12 deaths) excess morbidity attributable to Hodgkin's disease in females compared to the rest of the province.

Occupational and environmental benzene exposure may be a causal factor in these elevated rates. Benzene is a universally recognised human carcinogen associated with haematopoietic disease and malignancies (Hayes et al, 1997; Savitz and Andrews, 1997; Infante et al., 1977a, 1977b, 1988, 1990; Infante, 1987, 1995a, 1997; IARC, 1987, 1982). In 1994 the Windsor Air Quality Committee identified benzene as a serious environmental pollutant emitting almost 4 million kilograms per year into the Windsor air shed with 97% originating from the Detroit area.

Figure 5.6: Cancer Incidence Rate Windsor, Ontario



Compiled from Health Canada data 1986-1992

Appendix K: Endocrine Disorders

M.1: Health Canada Data: Disorders of the Thyroid Gland (ICD -9:240-246)

In the Windsor Area of Concern there was a twenty four (24) percent increase of hospitalisations among women in comparison to the provincial average. Among the younger age group of females ages between birth and 24 there was more than two fold excess compared to the Ontario population (p.833). There are several effects of even mild lowering of the thyroid levels in terms of embryo and foetal development, particularly in terms of irreversible effects on brain development with consequences for learning and behaviour (Colborn et al., 1998).

M.2: Health Canada Data: Diseases of Other Endocrine Glands (ICD-9: 250-259)

Incidence of diseases of other endocrine glands was elevated in both males (41% higher, 625 excess cases) and females (41% higher, 735 excess cases) compared to the rest of Ontario. Of particular concern is the elevated incidence of *Diabetes Mellitus (ICD-9: 250)*. Among Windsor males there was a 44% excess (604 cases) and among females a 41% excess (637) cases. There was 58% excess (112 cases) and 41% excess for females (94 cases) between birth and 24 years of age. The elevated incidence of diabetes was also seen among Windsor men 25 to 44 years of age (51% higher) and among females (59% higher) than the Ontario population. Although hereditary and immune-mediated factors contribute to risk of diabetes, environmental pollutants, such as dioxin, can interfere with the normal functioning of the pancreas, thus initiating disease (Longnecker and Michalek , 2000).

The rate of *Ovarian Dysfunction (ICD-9: 256)*, related to diseases of the endocrine system, was more than twice (2.12 times, 30 excess cases). Again, there was a statistically significant elevated rate among females 24 and younger that was 96% higher than the provincial rate and over twice the expected among females 25-44 years of age.

M.3: Health Canada Data: Diseases of the Genitourinary System (ICD-9: 580-628).

Health Canada classified genitourinary system diseases as having possible associations with environmental pollutants. Among Windsor males there was a 40% higher than expected rate of *diseases of the male genital organs* with 1,582 excess cases. There was a 55% elevation of male infertility (41 cases). For Windsor men (7 cases) under 25 years of age male infertility was nearly seven-fold higher than the Ontario population.

For Windsor men there was a 44 % excess of *disorders of the breast* above the provincial rate. For females there was a 30% higher rate of disorders of the breast representing 302 excess cases. Both pesticides and heavy metals are suspected aetiologic agents of male and female genital tract disorders (Elinder, 1992; Copeland, 1993).

M.4: Health Canada Data: Congenital Anomalies and Infant Mortality (ICD-9: 740-758).

Exposures to endocrine disrupters prenatally can play a role in congenital anomalies and other adverse health outcomes in the offspring (Flower et al., 2003). The data on congenital anomalies was quite striking. In the period of 1986 to 1992 there

were 13,196 females born in the Windsor area. Within the first year there were 779 female babies diagnosed with some kind of anomaly. This represented a 25% higher rate (156 excess cases) than the rest of the Ontario population. Anomalous female births included: 13 cases of anencephaly (underdeveloped brains), which represent a three-fold excess; 149 cases of heart defects, which was 56% higher than expected; 95 cases of clubfoot, which was 69% higher; 10 cases of limb reductions, which represented over a two-fold excess compared to the rest of the Ontario population. There was also a 24% excess mortality among female babies born in Windsor.

During this same period 13,950 boys were born, and 885 had diagnosed anomalies (13% higher than expected, 101 excess cases). Anomalous male births included: 24 cases of congenital hydrocephaly, which was 88% higher than the expected rate; 172 cases of congenital heart defects, which is 65% higher, 68 excess cases); and 89 cases of clubfoot, which represented a 36% higher rate.

The Windsor Public Health Unit (2000) reported that the rates of male and female congenital birth anomalies continued to be elevated when examined in 1998. There was an elevated rate among Windsor-Essex County infants of 27% higher than the rest of the Ontario population among females and 13% among male infants. Congenital heart defects remained at 56% higher than the expected rate.

Anencephaly has been shown to be related to male parental exposure to solvents (Brender and Suarez, 1990). Parental exposure to benzene has likewise been associated with elevated risk of hydrocephaly in their offspring (Louik and Mitchell,

1992). Occupational exposure to benzene and organic solvents has been demonstrated to increase the risk of defects of the foetal heart (Holmberg and Nurminen, 1980; Sever, 1994). There is no registry that would attempt to capture parental exposures of children borne with such deformities.

Appendix L: CROME questionnaire

OCCUPATIONAL HISTORY QUESTIONNAIRE

IDN: _____

I. Personal Information

First Name: _____	
Last Name: _____	
Phone : (____) _____ - _____	
Birthday : _____ \ _____ \ 19 MM DD YY	Sex : Male <input type="checkbox"/> Female <input type="checkbox"/>
What is your native language? _____ What other languages do you speak and write? _____	
Today's date _____ \ _____ \ 19 MM DD YY	

II. Instructions

- i) It is important that we have as much information as possible about your work history. We have provided space for you to list up to 10 jobs that you may have held for one year or more. The first job should be the job you held for the longest time. Then fill in the information for other jobs starting with your most recent job and working backwards.
- ii) **Exposure:** If you can, please list those substances to which you have been most frequently exposed at work (e.g. cutting fluids, dust, solvents, fumes, metals, radiation, pesticides, paints, asphalt, etc.)
- iii) **Type of Industry:** Because there may be similar jobs in different industries it would be helpful to identify the industry as well as the job you performed. Enter the corresponding codes (11 to 26) under "Industry Type" for each job listed.

Code	Type of Industry	Code	Type of Industry	Code	Type of Industry
11	Agriculture or natural resources (mining, logging, fishing)	12	Manufacturing or factory or processing plant work (auto or other transport equipment, plastic, chemical, food, metal, wood, rubber, textile industry)	13	Transportation or storage or pipelines (transportation or delivery services, storage or handling, transportation equipment maintenance)
14	Construction industry	15	Communications (phone, TV, cable services, mail)	16	Other utilities (gas, water, electrical, waste disposal)
17	Sales or rentals (retail, wholesale, properties)	18	Office work (business, finance, professional and government)	19	Health, Education, or Research Services
20	Security Services (fire, police, armed forces)	21	Personal Services (hairstyles, laundry, household)	22	Accommodation or restaurant, food or beverage services
23	Repair and maintenance services	24	Art or cultural or recreational sport activities	25	Housework or raising a family
26	Other services				

Appendix L: CROME questionnaire

Job #1 Job Title _____

Plant/Department _____

Employer _____

Exposure _____

Type of Industry Code Year Began 19 Year Ended 19 Full time Shift work
 Part time Seasonal

Job #2 Job Title _____

Plant/Department _____

Employer _____

Exposure _____

Type of Industry Code Year Began 19 Year Ended 19 Full time Shift work
 Part time Seasonal

Job #3 Job Title _____

Plant/Department _____

Employer _____

Exposure _____

Type of Industry Code Year Began 19 Year Ended 19 Full time Shift work
 Part time Seasonal

Job #4 Job Title _____

Plant/Department _____

Employer _____

Exposure _____

Type of Industry Code Year Began 19 Year Ended 19 Full time Shift work
 Part time Seasonal

Job #5 Job Title _____

Plant/Department _____

Employer _____

Exposure _____

Type of Industry Code Year Began 19 Year Ended 19 Full time Shift work
 Part time Seasonal

Appendix L: CROME questionnaire

Job #6 Job Title _____

Plant/Department _____

Employer _____

Exposure _____

Type of Industry Code Year Began 19 Year Ended 19 Full time Shift work
 Part time Seasonal

Job #7 Job Title _____

Plant/Department _____

Employer _____

Exposure _____

Type of Industry Code Year Began 19 Year Ended 19 Full time Shift work
 Part time Seasonal

Job #8 Job Title _____

Plant/Department _____

Employer _____

Exposure _____

Type of Industry Code Year Began 19 Year Ended 19 Full time Shift work
 Part time Seasonal

Job #9 Job Title _____

Plant/Department _____

Employer _____

Exposure _____

Type of Industry Code Year Began 19 Year Ended 19 Full time Shift work
 Part time Seasonal

Job #10 Job Title _____

Plant/Department _____

Employer _____

Exposure _____

Type of Industry Code Year Began 19 Year Ended 19 Full time Shift work
 Part time Seasonal

III. The Questionnaire

1. About how long did it take you to complete the questionnaire?			
Less than 15 minutes	<input type="checkbox"/>	15 to 30 minutes	<input type="checkbox"/>
30 to 60 minutes	<input type="checkbox"/>	Over one hour	<input type="checkbox"/>
2. We would like to know whether you completed the questionnaire by yourself, with the help of someone else or did someone else complete it for you?			
Self	<input type="checkbox"/>		
Self and someone else	<input type="checkbox"/>		
Someone else	<input type="checkbox"/>		
3. Did you have any trouble answering any of the questions?			
No	<input type="checkbox"/>		
Yes, a little bit	<input type="checkbox"/>		
Yes, a great deal	<input type="checkbox"/>		
<u>Problems</u>			

AT THE SOURCE
VOLUME 16 NO. 3 WINTER/SPRING '95/96

Linking
CANCERS
to
JOBS

Agriculture or natural resources (mining, logging, fishing)	Transportation, storage or pipelines	Communications (e.g. phone, TV, cable services, mail)
Sales (retail, wholesale, properties) or rentals	Office work in business, finance, professional	Personal services (barber, laundry, household)
Security services (e.g. fire, police, armed forces)	Art, cultural, recreational or sports activities	Repair and maintenance services (e.g. janitor)
Housework or raising a family	Construction industry	Other utilities (e.g. gas, water, electric, waste disposal)
Healthcare, education, research or social services	Accommodation, restaurant, food or beverage services	Other services

START

Have you worked in any of the following industries or businesses?

Linking
CANCERS
to
JOBS

THE CANCER DEATH RATE IN CANADA INCREASED BY OVER 800 PER CENT SINCE THE TURN OF THE CENTURY. A LOT OF THIS INCREASE IS CENTRED IN THE WORKERS HIRED INTO THE FACTORIES AND MINES THAT SPREAD THROUGH ONTARIO OVER THE LAST NINE DECADES.

START

"There is strong evidence that 'blue collar' workers, in particular, are bearing an excessive and disproportional cancer burden because of their exposures in the workplace," said Jim Brophy, executive director of the Windsor Occupational Health Clinic for Ontario Workers.

Brophy points to a study by the Public Health Unit and the District Health Council in Essex County, where Windsor is located. The study found that men in that county have a 15 per cent higher rate of lung cancer than the Ontario average, even though smoking rates and other individual lifestyle patterns are about the same.

The study looked at nine categories of diseases, and found that men were above average in seven, and women in six.

The Windsor Occupational Health Clinic is participating in a ground breaking research project that will uncover links between cancer and the occupational histo-

ries of the patients. Other project participants are the Occupational Disease Panel (ODP) of the Ontario Ministry of Labour, the Ontario Cancer Treatment and Research Foundation's Windsor clinic and three Canadian Auto Workers (CAW) local unions.

"If we can identify specific locations where clusters of the disease are centred," said Brophy, "we can take steps to eliminate exposure to the carcinogens that cause it."

Jason Tung, an occupational hygienist at the ODP, said the panel was interested in developing a mechanism to gather information on occupational diseases.

"Very few databases exist on workers' occupational histories," he said. "One that has proven useful is the mining master file, put together by the Ministry of Labour for hard rock miners. It examines miners' health in relation to silica exposure. We wanted to develop a similar source of data to track other diseases and other occupations."

Brophy sits on the Occupational Disease Panel. He initiated a series of meetings with doctors at the Windsor Cancer Clinic. The clinic's director, Dr. Erhan Laukkanen, was very supportive, Brophy said. "He was superb. He embraced the concept, and brought a lot of new ideas into it."

Laukkanen developed a database program he calls Computerized Recording of Occupations Made Easy (CROME). Using Lotus Approach software, cancer patients can readily enter information about every job they worked at for longer than one year.

IN ONTARIO,

more than 10,000 cases of cancer are diagnosed each year," said Laukkanen. "Although medical information on cancer patients is routinely captured and stored, there is no systematic method to collect occupation data. When these are coupled, it may be possible to uncover patterns of disease in specific work sites."

Brophy says that about half of all recognized carcinogens are found in the workplace environment.

The three organizations decided to cooperate on a pilot project to test the effectiveness of gathering this information electronically. Two communities, Windsor and Sudbury, were selected for the study. They each have relatively stable populations, and each has both an Occupational Health Clinic and an Ontario Cancer Treatment and Research Foundation clinic.

"This is a new way of gathering information," said Tung. "Traditionally, researchers relied on written questionnaires and personal interviews. Written questionnaires have a very low response rate, while interviews can be time consuming, expensive and inconvenient. The first phase of our project compares computer tracking with the older methods. If it is found to be more efficient, we can design a meaningful occupation data collection mechanism that can be used throughout Ontario."

This initial assessment will be based upon information gathered in the Windsor area.

Patients at the Windsor Regional Cancer Centre are asked to participate in all three data collection methods. When they are first diagnosed, they enter their job history information at a computer terminal in the clinic. They are then given a questionnaire to take home, fill out, and return. About 30 per cent of them will return a completed questionnaire, which the clinic will forward to the ODP.

These patients are then scheduled for an interview at the Occupational Health Clinic. Both the questionnaire and the interview are designed to get information about the patient's work history. The interview also probes deeper to uncover information about the substances the patient was exposed to at work.

THE ODP still needs information from more cancer patients in order to have a sample group large enough to produce meaningful conclusions. Brophy thinks that an unfamiliarity with computers may be slowing the project down.

"We found that older patients don't even like to use bank teller machines," he said. "In many cases, a staff member at the clinic had to sit with them and help enter data into the computers. Cancer is a dramatic disease, and newly diagnosed patients want to talk to someone about it. Data entry often turned into an informal counselling session."

To help overcome patient reluctance, Brophy turned to a pool of sympathetic volunteers. A group of retired CAW members are learning the software to help guide users through it.

Although the computer program was complicated to develop, it has been made as "user friendly" as possible. It incorporates a series of clear yes or no questions, and touch-screen technology eliminates the need to type anything on the keyboard.

The database contains about 3500 different job classifications, all of which are coded with the standard industry codes and standard occupation codes (SIC/SOC)

used by Statistics Canada.

"It was very much a joint effort," said Tung. "Dr.

Laukkanen was instrumental in developing the software. We structured the screen layers, merged the SIC and SOC codes, and coded all the individual job classifications. We all spent a lot of time modifying and simplifying the program."

CAW representatives from the three major auto manufacturers in Windsor helped with this part of the program's design.

"Early last year, Jim Brophy asked us to be a part of a committee to put together the program," said Pat Dugal, the CAW national coordinator of health and safety in the Ford chain. "Our role was to give a complete list of all the job classifications within the automobile industry."

Brophy thinks Dugal is being too modest. "The CAW really shaped what the screens look like and made sure the software reflected the way auto workers see themselves," he said. "Without their participation, this would never have got off the ground."

After entering some personal information such as name, sex and date of birth, patients are asked to identify every job at which they worked for more than a year. Using the program's "Multi-levelled Job Selection Process," patients first select an industry type from a list of 16. There are graphical depictions of each general industry group, one of which identifies time spent in the home raising a family. Each choice opens up a subsequent level of choices, which eventually end with a specific job.

For example, choosing "manufacturing" at the first level presents a choice of specific types of manufacturing. Among these is "auto or other transport equipment production." This leads to a set of choices which includes auto or truck manufacturing. Then the patient identifies whether this was in an assembly plant, a foundry, an engine plant, a trim plant or a transmission plant. After that, the type of job, such as production, skilled trade, supervision, etc. is chosen. Then a specific job classification within the job type is identified. Patients then enter the

age at which they started the job, and the length of time they worked at it.

AT FIRST, the project will receive information only from people who have been newly diagnosed with cancer. Laukkanen says this is a "logistical" response to start-up problems. He hopes that when the system is proven effective, it can be expanded to include returning patients.

"Our first objective is to look at new cancer cases in Essex County," he said. "Many people here belong to occupational groups for which an association with cancer already exists. We want to identify these occupations in our patients. We want to put occupational histories into the broad context of what is known about cancer in our area."

"The long-term goal is to relate cancer, and other diseases, to specific occupations and exposures," said Tung. "We hope to eventually incorporate the software as part of the treatment process in hospitals and doctors' offices. Then it can be used to track any disease."

If it is successful, a researcher will be able to enter the name of any disease, and produce a list of jobs common to all sufferers from it. Or they could enter the name of an occupation, and get a list of diseases associated with it.


"This is a very important project," said Lissa Donner, coordinator of the Occupational Health Clinics for Ontario Workers. "For the first time, we will have information about the occupational history of every cancer patient in a specified region. It will help demonstrate the full extent of work-related cancers."

"It is also important to recognize that this has been largely a labour initiative," she continued. "Worker involvement in developing public health policy ensures that the right questions are asked, which is necessary if we are to get the right answers. Labour councils around the province will be encouraged to bring this project to their district health councils."

"Once patterns are identified and compared to patterns in the general population," said Laukkanen, "we can investigate specific work categories and attempt to identify and remove the cause of the disease."

Brophy also hopes this project will help to eliminate cancers before they begin. "The public health perspective, long advocated by labour, to develop a preventive strategy rather than rely on treatment and the search for a 'cure,'" he said, "is gaining increased support within medical, scientific and government organizations."

SAVE



INDUSTRY/JOB SELECTION GUIDELINES

The following are useful hints for selecting industries and jobs as you work through the computer program. There will be on-screen instructions to assist you, but it will be most helpful if you could also read the following guidelines carefully before you start. Please also refer to the Help Manual for clarifications and examples.

1. Read the instructions carefully and review all of the choices before making any selection.

Selecting your employment history

1. Think of your employment as an industry before a job (i.e. the nature of the business of your employer or company).
2. Identify as many jobs in your work history as you can.
3. Refer to the list of all industrial sectors (beside this poster) to make sure you select the most suitable match to your employment.
4. Jobs are sorted under broad categories. Select the one that is closest to the job you are looking for. (A flow chart is available on request to assist you in making your selections.)

Beginning the touch screen program

1. **Important:** Follow the screens one by one.
2. If a category appears on the screen which represents an area of employment you worked in, select it. This way your employment history is entered in the order in which it appears on the touch screen (do not try to enter your employment history according to the dates of your employment).
3. Only jobs (part-time or full-time) with at least one year duration should be included in your selections.
4. If you have worked in the same, or similar job, more than once, enter that job only once. Then, when calculating the amount of time worked in the job combine job length and mark the age when you were first employed in that job as the start date.
5. Unless you see "FOR MORE CHOICES" on your screen, there are no more choices. PRESS "DONE".

Appendix O: CROME informed consent



Occupational
Disease Panel

Comité des maladies
professionnelles

Ministry of Labour
69 Yonge Street, 10th Floor
Toronto ON M5E 1K3

Ministère du Travail
69, rue Yonge, 10^e étage
Toronto (ON) M5E 1K3

Telephone: (416) 327-4156
Facsimile: (416) 327-4166

Téléphone: (416) 327-4156
Télécopieur: (416) 327-4166

CONSENT TO USE PERSONAL INFORMATION FOR RESEARCH

Information collected on the attached questionnaire is collected under the authority of section 95 of the Workers' Compensation Act, R.S.O. 1990, c. W.11, which authorizes the Occupational Disease Panel, an agency of the Ontario Government, to investigate diseases that are thought to be associated with work. You may also be interviewed to discuss your occupational history further. This information collected may be used by the Panel in its research and investigations into whether particular diseases are associated with certain types of occupations.

By signing below, you have agreed to permit the Panel to use the information collected from both the questionnaire, and the interview for the Panel's research and investigations into the links between disease and work. You will also have agreed to permit the Panel to use information collected from you in the OCFRF database.

I, _____
(please print first and last name)

consent to permit the Occupational Disease Panel to use the following information about me for the purposes of research and investigations into associations between occupations and diseases.

Signed,

name

date

If you have any questions, please contact Jason Tung, Researcher, at the Occupational Disease Panel, 69 Yonge Street, Suite 1004, Toronto, Ontario, M5E 1K3, phone (416) 327-4161

Appendix P: CROME questionnaire occupational history summary

Occupational History Summary



job description	age started	job length	G - Govt B - Both
19-Apr-199 first name any surname patient			12345678
1 auto & truck manufacturing, engine plant trade - welding or metalwork	21 to 30 years old 23	11 to 20 years	
2 non-production work			
3 chemical production other service	20 or younger 20	1 to 5 years 3	
4 other retail sales work	21 to 30 years old 23	1 to 5 years 1	
5 broker or financial agent	31 to 40 years old 36	1 to 5 years 1	
6 other government office worker	21 to 30 years old 30	6 to 10 years 7	G
7 research laboratory worker other service	21 to 30 years old 25	1 to 5 years 5	
8 other food preparation work	20 or younger 16	1 to 5 years 5	

Occupational Histories of Essex County Cancer Patients

Researchers: James Brophy, Kevin Gorey, Margaret Keith, Ethan Laukkanen, Deborah Hellyer

Sponsors: Occupational Health Clinics for Ontario Workers (OHCOW), Windsor Occupational Health Information Service (WOHIS), University of Windsor, Windsor Regional Cancer Centre (WRCC)

Background

Essex County, which has both an urban and rural population within a small land area in the Great Lakes Basin, manifests cancer incidence and mortality rates exceeding provincial averages. The 1995 Health Profile of Windsor and Essex County Residents indicated higher rates of lung, bladder and leukaemia in males and elevated rates of breast, lung and uterine cancers in females when compared to the rest of the province. This region affords an exceptional environment for studies that examine potential occupational risks for both industrial and agricultural settings. Notably, the out-migration rate of the Essex County population is the lowest among Ontario counties. In addition 95% of all cancers are treated locally at the WRCC. There is in Ontario no systematic collection of occupational histories linked with accurate medical diagnosis. As a result, there is currently no means by which the extent of occupationally related cancers in the province can be directly estimated or monitored.

Prior occupational research has been constrained by limited occupational histories obtained from death certificates or records indicating predominant occupation. In 1995 the WRCC, OHCOW, WOHIS and the former Ontario Occupational Disease Panel (ODP) launched a computer-based data collection tool to capture detailed chronological work histories of Essex County Cancer patients. A user-friendly program is used to gather chronological occupational data from 16 major industries and over 300 occupational categories. The database provides an exhaustive and detailed source of occupational history.

The information provided through the pilot phase of the project, along with additional information regarding social, nutritional and lifestyle factors from the WRCC records, produced extensive data and resulted in some provocative findings regarding pre-menopausal breast cancer and occupational farming history.

Pilot Study Findings

Table 1:
Logistic Regression Estimated Odds Ratio of the Ever Potentially Pesticide Exposed-Breast Cancer Associations

Estimates Adjusted for the Following Variables

Exposure	Age	Age and Education
	OR (95% CI)	OR (95% CI)
Ever Farmed		
All Ages	1.34 (0.81, 2.34)	1.38 (0.67, 2.83)
55 or younger	2.57 (0.75, 8.85)	9.95 (1.06, 77.43)
Fifty-six or older	1.18 (0.65, 2.13)	0.88 (0.44, 1.92)
Ever Farmed or Processed Feed		
All Ages	1.25 (0.79, 1.98)	1.37 (0.73, 2.58)
55 or younger	1.52 (0.57, 4.07)	14.36 (1.69, 122.33)
55 or older	1.21 (0.71, 2.05)	0.81 (0.39, 1.68)

Total sample analyses included 536 valid cases, those of younger women had 150 cases, and education-adjusted analyses of younger women included 89 cases.

Purpose & Objectives

The purpose of this next phase of the research project is to more fully examine the potential occupational risks of breast cancer among women and of upper air-ways cancers among men and women. A further objective of this project is to fully integrate occupational histories into the general data collection of cancer patients being treated at the WRCC. It is our goal to have all new patients with cancer added to the database. Efforts will be made to extend the project to other cancer centres in Southwestern Ontario. This project will also ameliorate the current version of the data-collection tool. The new database will be called Lifetime Occupational History Registry (LOHR).

Research Design

All incident cases of female breast and male and female laryngeal cancers diagnosed at the WRCC over the next two years will be asked to participate in the study. An experienced nurse/research assistant will guide participants to complete the LOHR questionnaire. Community controls will be randomly selected and will also be administered the LOHR questionnaire. Variability in age and residence will allow for the construction of efficient and statistically powerful logistic regression models.

The calculation of descriptive statistics among cases and controls including stratification and adjustment will use standard epidemiologic and biostatistical techniques. The two central logistic models will regress the key dependent variables on the key occupational independent variables adjusting for key confounders.



New Measures in LOHR

A number of new features will be added to the database. LOHR will continue to utilize "job" as a surrogate for exposure. It is presumed, for instance, that someone who worked as a welder in the auto industry was exposed to metal fumes. The list of industries and occupations has been expanded and utilizes the National Occupational Classification (NOC) codes and North American Industry Classification (NAIC) codes. There will be additional questions to capture pesticide exposure history including intensity, latency and duration.

This study not only will include a rich assessment of lifetime work histories, but also a more complete assessment of other potentially confounding, intervening or moderating factors. Other information to be collected includes diet, smoking, reproductive history, family history, socioeconomic status, and other environmental risk factors.

Funding for this project has been provided by the Workplace Safety and Insurance Board Research Advisory Council.

Questions Included in LOHR Questionnaire
(Breast and Head and Neck Cancer Patients and Community Controls)

1. What is your marital status? _____
 (married, single, widower, divorced, common-law, widow, separated, unknown)
2. Which best describes your highest education level? _____
 (some elementary school, completed elementary school, some high school, finished high school, some college or university, college graduate, university graduate, advanced degree - masters or doctorate)
3. How many people (adults and children) currently live in your household? _____
4. What was your household's members approximate total annual income from all sources before taxes, in the past 5 years? _____ (less than, \$20000, between \$20000 and \$40000, between \$40000 and \$50000, between \$50000 and \$60000, between \$60000 and \$75000, between \$75000 and \$100000, between \$100000 and \$150000 over \$150000)

HEIGHT AND WEIGHT

1. How tall are you? Height (feet):__ (inches):__
2. How much do you weigh now ? Weight (lb):_____ (weight in kg = _____ kg)
 Any change over past 2 years ? yes__ no__
 How much? increase ____ decrease_____ (lb)
3. What is the most you have ever weighed (lb) [don't include pregnancy]? _____

ALCOHOL USE

1. Pick statements which best describe your alcohol use: _____
 (never used alcohol, binge drinking, past user alcohol, alcohol dependence – current, occasional social alcohol use, alcohol dependence – reformed, current user alcohol, social problems related to alcohol, health problems related to alcohol, alcoholic liver disease)
2. Pick statement which best describes the amount of your alcohol use: _____
 <1 drink/month average, 1-3 drinks/month average, 1 drink/week average, 2-4 drinks/week average, 5-6 drinks/week average, 1 drink/day average, 2-3 drinks/day average, 4-5 drinks/day average, >6 drinks/day average

SMOKING

1. Have you smoked at least 100 cigarettes in your entire life? Yes ____ No _____
2. About how old were you when you first started smoking? _____
3. About how many years in total did you smoke? _____
4. How many cigarettes per day, on average, did you smoke? _____
- 4a. Check any other forms of tobacco which you have used regularly: _____.(cigar smoker, user of chewing tobacco, pipe smoker)

5. When you were a child, did your parent(s) or guardian smoke cigarettes in your presence? _____ (never, occasionally, regularly as a light smoker, regularly as a moderate smoker, regularly as heavy smoker)

6. When at work, did you share spaces with people who were smoking? _____
(little or no smoking on jobsite, smoking in rest areas some smoking on jobsite, regular heavy smoking on jobsite)

HORMONE RELATED

1. How old were you when you had your first menstrual period? _____

2. How old were you when you had your last menstrual period? _____

3. How did your menstrual periods stop? _____ (natural change of life, as a result of surgery, due to other cause)

4. Have you ever used birth control pills? _____

5. How old were you when you first used birth control pills? _____

6. How old were you when you last used birth control pills? _____

7. Have you ever been pregnant? _____

8. How many times have you been pregnant? _____

9. How old were you at the end of your first pregnancy? _____

10. How many pregnancies ended in live births? _____

11. For how many months in total have you breastfed? _____

12. Have you ever taken hormone replacement medication? _____

13. How old were you when you first used hormone replacement medication? _____

14. How old were you when you last used hormone replacement medication? _____

RESIDENCE HISTORY

1. Current residence area (postal code)? _____

2. How many years in this neighbourhood? _____

3. Ever lived on a farm or within a mile of a farm? _____

4. **Select any applicable statement:** _____ (lifelong resident of Essex County, came from elsewhere in Canada, came from outside Canada)
5. **Total years in Essex County?** _____
6. **Essex County areas of residence:** _____ (zone number as per real estate zone map, year started, year ended, notes)

MISCELLANEOUS

1. **Have you ever gardened as a hobby?** _____
2. **If yes, for how many seasons?** _____
3. **Have you ever used pesticides in house or gardening?** _____
4. **Do you golf or did you previously golf?** _____
5. **For how many years have you golfed?** _____
7. **How often have you golfed on average in season?** _____ (a few times yearly, monthly, weekly, a few times per week or more)
8. **Have you had your lawns chemically treated?** _____
9. **If yes, for hoe many years?** _____
10. **Have you lived within a mile of a golf course?** _____
11. **If yes, for how many years?** _____
12. **Have you used a well as a main drinking water source?** _____
13. **If yes, for how many years?** _____
14. **Have you ever lived with someone who worked with asbestos?** _____
15. **If yes, for how many years?** _____
16. **Have you ever had heartburn or acid reflux problems?** _____ (rarely, sometimes, often was or is a real problem)

FAMILY CANCER HISTORY

1. **Are you aware of the health history of the family members (mother, father, sisters, brothers, grandparents, aunts, uncles, children)**
2. **If yes, (number of each family member, cancer, type)**


JOB HISTORY RECORD

For each job,

- 1. Industry? (categorized by NAIC groups and sub-groups)**
- 2. Which of the following best describes your job within the industry you identified? (categorized by NOC groups)**
- 3. Age when you started this job?**
- 4. Part time, Full time?**
- 5. Overtime?**
- 6. Age when you finished this job?**
- 7. At this job, how much exposure (none, a little, some, a lot) did you have to the following?
asbestos; other insulation –fibreglass, rockwool, other man-made mineral fibre; synthetic dusts or fibres – nylon, rayon, plastics; biogenic dusts or fibres – wood, cotton, paper, grain, linen, etc; metal dusts or fumes; second-hand tobacco smoke; engine exhaust – other than usual travel; other smoke or particulate, metal-working fluids; solvents, paints, strippers; pesticides; computers; stress**

FOR AGRICULTURAL JOBS

- 1. How often did you mix, load, or apply to crops: fertilizer, herbicides (weed killers), fungicides (fungus or mold killer)**



Appendix S

Windsor Regional
Cancer Centre

Centre Régional De
Cancérologie De Windsor

2220 Kildare Road, Windsor, ON, N8W 2X3 Ph: 519-253-5253 Fax: 519-971-9922

Dear Patient:

We invite you to participate in a study to learn more about the factors which contribute to cancer risk in Essex County. Our long-term goal is to develop effective strategies to decrease the risk of cancer in our region.

This study is co-sponsored by the Windsor Regional Cancer Centre (WRCC), the Occupational Health Clinics for Ontario Workers (OHCOW) and the University of Windsor.

Participants will be asked about various residential, environmental, lifestyle, work, and family health history issues which may relate to cancer risks. We are currently focused on breast cancers in women and head and neck cancers in men. Patients are screened through medical records at the time of consultation at the WRCC to determine applicable diagnosis and cell-type for this study.

If you consent to participate, we will then arrange an interview with a trained member of our research team at the Cancer Centre. This interview will be scheduled at a time convenient for you, and will take approximately fifteen (15) minutes. All information provided is confidential and there will be no way to identify you in the study's published findings.

Your assistance with this research will be greatly appreciated. To compensate you for your time, a modest honorarium of \$20.00 will be given to you. Keep in mind that research such as this would not be possible without your support.

We believe that this study will be helpful as we work to better understand the origins of cancer in our region and sincerely hope you will consider participating.

If you would like to participate or have any questions about this study, please call **Nicole Mahler**, Research Project Director, at 253-5253, ext.58643 between the hours of 8:30 a.m. and 4:30 p.m.


Yours truly,

E. Laukkanen, M.D., F.R.C.P.C.
CEO, Windsor Regional Cancer Centre

Kevin Gorey, Ph.D.
Associate Professor, University of Windsor



A Cancer Care Ontario Regional Cancer Centre
Un centre régional de cancérologie de Action Cancer Ontario



Appendix T

**Windsor Regional
Cancer Centre**

**Centre Régional De
Cancérologie De Windsor**

2220 Kildare Road, Windsor, ON, N8W 2X3 Ph: 519-253-5253 Fax: 519-971-9922

Dear

Your name was selected at random from residents in Windsor and Essex County to participate in a study organized by the Windsor Regional Cancer Centre, the Occupational Health Clinics for Ontario Workers, and the University of Windsor. The goal of the study is to learn more about the factors which contribute to cancer risk in Essex County. Our long-term goal is to develop effective strategies to decrease the risk of cancer in our region. The research design involves gathering information from randomly selected persons in the community who do not have cancer, and making comparisons with information obtained from cancer patients.

If you consent to participate, we would then arrange an interview with a trained member of our research team. The interview will take approximately fifteen (15) minutes, during which you will be asked residential, environmental, lifestyle, work, health and family history questions. The interview can be conducted at the Windsor Regional Cancer Centre, or an alternate location that is convenient for you, or even over the telephone. The information you provide will be kept in the strictest confidence, and there will be no way to identify you in the study's published findings.

Your assistance with this research will be greatly appreciated. As a token of thanks, and to compensate you for your time, you will receive a modest honorarium of \$20.00. We recognize that research such as this would not be possible without your support.

If you would like to further explore participation in this study, please call Nicole Mahler, Research Project Director, at 253-5253, extension 58 643 between 8:30 a.m. and 4:30 p.m. After hours, please leave a detailed voice message for Nicole at 253-3191, extension 58643.

We believe that this study will be helpful as we work to better understand the origins of cancer in our region and sincerely hope that you will consider participating. With thanks in advance,

Yours truly,

E. Laukkanen, M.D., F.R.C.P.C.
CEO, Windsor Regional Cancer Centre

Kevin Gorey, Ph.D.
Associate Professor University of Windsor



*A Cancer Care Ontario Regional Cancer Centre
Un centre régional de cancérologie de Action Cancer Ontario*

LOHIR TELEPHONE SCRIPT

CONTROL

Hi, this is _____ calling from the Windsor Regional Cancer Centre Risk History Project. You probably received a package from our research study about a week and a half ago and I'm calling today to answer any questions you may have about this study.

Essentially this study will compare information from cancer patients to local members of the community that are not being treated for cancer. All information is confidential and you cannot be identified in any published data. To capture an accurate picture of the community we are using randomly selected individuals. For this research it is very important that everyone selected participates in this study. We will be asking questions about your work history, where you've lived in Essex county, your family's cancer history and a few lifestyle questions (e.g. if you've ever golfed). The interviews have been taking on average twenty minutes and to compensate you for your time we'll give you \$20. We have been conducting most of these interviews at the Windsor Regional Cancer Centre but in order to make sure that everyone can participate, we are very flexible about the time and the location of the interview.

Would you be willing to participate in this study?
When is it convenient for us to schedule you for an interview?
Would you like a reminder call?

Leaving messages:

Hello, this is _____ calling from the Windsor Regional Cancer Centre Risk History Project. I am calling about a non-health related matter. We would like to schedule you for a confidential interview that will take approximately 20 minutes. We look forward to hearing from you, our phone number is 253 5253 Ext. 643. That number again is 253 5253 ext.643. Thank you.

PATIENT (CASE)

Hi, this is _____ calling from the Windsor Regional Cancer Centre Risk History Project. You received a letter about this study in your orientation package. I am calling today to answer any questions you may have about our study. You are scheduled for an appointment on _____ and if you would be willing to come in a half an hour early (or stay for a half an hour after your appointment) in order to complete an interview.

Essentially this study will compare information from cancer patients to local members of the community that are not being treated for cancer. All information is confidential and you cannot be identified in any published data. To capture an accurate picture of the community we are using randomly selected individuals. For this research it is very important that everyone selected participates in this study. We will be asking questions about your work history, where you've lived in Essex county, your family's cancer history and a few lifestyle questions (e.g. if you've ever golfed). The interviews have been taking on average twenty minutes and to compensate you for your time we'll give you \$20. We have been conducting most of these interviews at the Windsor Regional Cancer Centre but in order to make sure that everyone can participate, we are very flexible about the time and the location of the interview.

Would you be willing to participate in this study?
When is it convenient for us to schedule you for an interview?
Would you like a reminder call?

Leaving messages

Hello _____, this is _____ calling from the Windsor Regional Cancer Centre about the Risk History study. This is a non-health related matter. At your convenience please call Nicole Mahler at 253 3191 ext.58643. I look forward to hearing from you. Thank you.

PATIENT CONSENT FORM
RISK HISTORY RESEARCH PROJECT

INVESTIGATORS: James Brophy, Occupational Health Clinics for Ontario Workers, Margaret Keith, Windsor Occupational Health Information, Kevin Gorey, Ph.D., University of Windsor
Ethan Laukkanen, M.D., Windsor Regional Cancer Centre Deborah Hellyer, M.D., Ontario Health Clinics for Ontario Workers

PROJECT STAFF: Nicole Mahler, Project Director Johanna Krey, Susan Greco, Lisa Capretta, Nic Pieczonka (interviewers)

SPONSERS: This project is financially supported by the Workplace Safety and Insurance Board. It is supported in principle by the Occupational Health Clinics for Ontario Workers, Cancer Care Ontario and the Windsor Regional Cancer Centre

This study has received clearance from the Ethics Review Board of the Windsor Regional Cancer Centre and the University of Windsor's Ethics Committee. If you require more information, you may contact Nicole Mahler at the WRCC at 253-5253 ext 643.

If you are concerned about your rights as a participant please contact Dr. Attahiru Alfa Associate Vice President for Research, Office of Research Services, University of Windsor, 253-4232, extension 3916 or Dr. Art Kidd, Chairperson for the Windsor Human Research and Ethics Committee 253-5253 extension 572.

By signing this form, you indicate that you understand the information presented to you about this research study, and agree to participate in the Risk History Research Project interview. Your decision to participate will not affect any care or the services you receive.

The information collected by the interviewers will remain confidential.

Your signature on this form also documents the receipt of \$20.00 in appreciation for your time and effort.

(Please Print Name) (Signature) (Date)

(Receipt) (Signature) (Date)

(Investigator) (Signature) (Date)

STUDY PARTICIPANTS

Female Breast Cancer Patients *

	Participated in Study	Refused Participation	No. Of Patients out of Sampling Frame	Ineligible for other reasons
Female Patients	564 **	3	95Ψ	14 Φ

* Cases were diagnosed between January 1, 2000 and May 31, 2002. The interviews took place between June, 2000 and July 4, 2002.

Note: Re-referral of breast cancer patients - A total of 29 patients were sent to Detroit Hospitals for treatment due to long treatment waiting lists in Ontario until June 26/00. These patients were eventually seen post treatment at follow-up appointments at the WRCC.

**564 women with histologically confirmed breast cancer agreed to participate in the study. There were three women eligible to participate that refused. This is a greater than 99% participation rate.

Ψ 95 women with histological confirmed breast cancer were ineligible to participate because while they received treatment at the Windsor Regional Cancer Centre they resided outside of Essex County.

Φ 11 women died before we were able to arrange the interview, one woman was handicapped and unable to participate and 2 interviews were discarded due to lack of complete information.

Female Community Controls *

	No. of Interviews Completed	No. of Letters Sent to Controls	No. Who Refused Interview	No. of Letters Returned to Sender	No. Of Controls out of Sampling Frame
Windsor Female	367	1090	80	96	287
Windsor Suburb Female	173	442	29	39	78
Leamington Female	59	145	14	14	17

* The response rate for controls was: Windsor - 52.2%, Windsor Suburban - 53.2% and Leamington -51.8%.

Appendix X

NOC GROUPS USED IN LOHR BREAST CANCER ANALYSIS

NOT EMPLOYED

0000 – Not Employed (e.g. housewife)

OFFICE MANAGERS, OFFICIALS

0012 Senior Government Managers and Officials

0112 Human Resources Managers

0123 Other Business Services Managers

0411 Government Managers - Health and Social
Policy Development and Program Administration

0414 Other Managers in Public Administration

OTHER MANAGERS, LAWYERS, PARALEGALS, ARCHITECTS, POLICY AND RESEARCH, SKILLED SALES AND SERVICE

1474 Purchasing and Inventory Clerks

6231 Insurance Agents and Brokers

6232 Real Estate Agents and Salespersons

6431 Travel Counsellors

6216 Other Service Supervisors

6672 Other Attendants in Accommodation and Travel

0413 Government Managers - Education Policy

Development and Program Administration

4162 Economists and Economic Policy Researchers
and Analysts

4163 Business Development Officers and Marketing
Researchers and Consultants

4165 Health Policy Researchers, Consultants and
Program Officers

4166 Education Policy Researchers, Consultants and
Program Officers

4168 Program Officers Unique to Government

4169 Other Professional Occupations in Social
Science, n.e.c.

0211 Engineering Managers

0651 Other Services Managers

2151 Architects

2251 Architectural Technologists and Technicians

2253 Drafting Technologists and Technicians

4112 Lawyers and Quebec Notaries

4211 Paralegal and Related Occupations

0111 Financial Managers

0121 Insurance, Real Estate and Financial Brokerage
Managers

0122 Banking, Credit and Other Investment Managers

MANUFACTURING, ENGINEERING MANAGERS

0911 Manufacturing Managers

2141 Industrial and Manufacturing Engineers

PROFESSIONAL BUSINESS AND FINANCE

1111 Financial Auditors and Accountants

1112 Financial and Investment Analysts

1113 Securities Agents, Investment Dealers, Brokers

1211 Supervisors, General Office and Administrative
Support Clerks

1221 Administrative Officers

1222 Executive Assistants

1223 Personnel and Recruitment Officers

1224 Property Administrators

1225 Purchasing Agents and Officers

1231 Bookkeepers

1232 Loan Officers

1233 Insurance Adjusters and Claims Examiners

1241 Secretaries (Except Legal and Medical)

1242 Legal Secretaries

1243 Medical Secretaries

1244 Court Recorders and Medical Transcriptionists

4163 Business Development Officers and Marketing
Researchers and Consultants

CLERICAL, COMPUTER, WRITING, PUBLISHING

1411 General Office Clerks

1412 Clerk Typist

1413 Records Management and Filing Clerks

1414 Receptionists and Switchboard Operators

1422 Data Entry Clerks

1431 Accounting and Related Clerks

1432 Payroll Clerks

1433 Customer Service Reps – Financial Services

1441 Administrative Clerks

1442 Personnel Clerks

1443 Court Clerks

1453 Customer Service, Info. and Related Clerks

1454 Survey Interviewers and Statistical Clerks

6434 Ticket Agents, Cargo Service Reps and Related
Clerks (Except Airline)

6435 Hotel Front Desk Clerks

2147 Computer Engineers (Except Software
Engineers)

2162 Computer Analyst

2163 Computer Programmer

2174 Computer Programmers and Interactive Media
Developers

0512 Managers - Publishing, Motion Pictures,
Broadcasting and Performing Arts

1452 Correspondence, Publication, Related Clerks

5121 Authors and Writers

5123 Journalists

5124 Professional Occupations in Public Relations
and Communications

5125 Translators, Terminologists and Interpreters

POSTAL, COURIER, DELIVERY

0132 Postal and Courier Services Managers

1461 Mail, Postal and Related Clerks

1462 Letter Carriers

1463 Couriers, Messengers, Door-to-Door Distribut.

1471 Shippers and Receivers

7414 Delivery and Courier Service Drivers

LANDSCAPE

- 2225 Landscape. Horticultural Technicians, Specialists
- 8612 Landscaping, Grounds Maintenance Labourers

HEALTH CARE and RELATED SCIENCES

- 0311 Managers in Health Care
- 2121 Biologists and Related Scientists
- 3112 General Practitioners and Family Physicians
- 3131 Pharmacists
- 3132 Dietitians and Nutritionists
- 3141 Audiologists and Speech-Language Pathologists
- 3144 Other Prof. Occs. in Therapy and Assessment
- 3152 Registered Nurses
- 3211 Medical Laboratory Technologists and Pathologists' Assistants
- 3215 Medical Radiation Technologists
- 3217 Cardiology Technologists
- 3219 Other Medical Technologists and Technicians (Except Dental Health)
- 3222 Dental Hygienists and Dental Therapists
- 3232 Midwives and Practitioners of Natural Healing
- 3233 Licensed Practical Nurses
- 3235 Other Tech. Occs. in Therapy and Assessment
- 3411 Dental Assistants
- 3413 Nurse Aides, Orderlies, Patient Service Assoc.
- 3414 Other Assisting Occupations in Support of Health Services
- 6631 Medical Clinic Assistant

EDUCATION, LIBRARIES

- 0313 School Principals and Administrators of Elementary and Secondary
- 4121 University Professors
- 4122 Post-Secondary Teaching, Research Assistants
- 4131 College and Other Vocational Instructors
- 4141 Secondary School Teachers
- 4142 Elementary School and Kindergarten Teachers
- 4143 Educational Counsellors
- 4214 Early Childhood Educators and Assistants
- 4215 Instructors, Teachers of Persons with Disabilities
- 4216 Other Instructors
- 6472 Elementary and Secondary School Teacher Assistants
- 0511 Library, Archive, Museum, Art Gallery Managers
- 1451 Library Clerks
- 5111 Librarians
- 5211 Library and Archive Technicians and Assistants

SOCIAL WORK, PSYCHOLOGY AND CLERGY

- 0314 Managers in Social, Community and Correctional Services
- 4151 Psychologists
- 4152 Social Workers
- 4153 Family, Marriage and Other Related Counsellors

- 4154 Ministers of Religion
- 4212 Community and Social Service Workers
- 4213 Employment Counsellors

ART, CULTURE, CREATIVE, DANCERS, SPORT, RECREATION

- 5212 Technical Occupations Related to Museums and Art Galleries
- 5221 Photographers
- 5232 Other Performers
- 5241 Graphic Designers and Illustrators
- 5242 Interior Designers
- 5243 Theatre, Fashion, Exhibit, Other Creative Designers
- 5244 Artisans and Craftpersons
- 1226 Conference and Event Planners
- 0513 Recreation, Sports Program, Service Directors
- 4167 Recreation, Sports and Fitness Program Supervisors Consultants
- 5134 Dancers
- 5254 Program Leaders, Instructors Recreation, Sport
- 6671 Operators and Attendants in Amusement, Recreation and Sport
- 0721 Facility Operation and Maintenance Managers

RETAIL, WHOLESALE

- 0611 Sales, Marketing and Advertising Managers
- 0621 Retail Trade Managers
- 6211 Retail Trade Supervisors
- 6411 Sales Reps. - Wholesale Trade (Non-Technical)
- 6421 Retail Salespersons and Sales Clerks
- 6611 Cashiers
- 6622 Grocery Clerks and Store Shelf Stockers
- 6623 Other Elemental Sales Occupations

FOOD SERVICE AND ACCOMMODATION

- 0631 Restaurant and Food Service Managers
- 0632 Accommodation Service Managers
- 6212 Food Service Supervisors
- 6241 Chefs
- 6242 Cooks
- 6251 Butchers, Meat Cutters - Retail and Wholesale
- 6252 Bakers
- 6443 Casino Occupations
- 6451 Maitres d'hôtel and Hosts/Hostesses
- 6452 Bartenders
- 6453 Food and Beverage Servers
- 6641 Food Counter Attend., Kitchen Helpers, Related
- 6642 Kitchen Help, Dishwashers

HAIRDRESSING, BEAUTY

- 6271 Hairstylists and Barbers
- 6481 Image, Social and Other Personal Consultants
- 6482 Estheticians, Electrologists, Rel. Occupations

SECURITY

- 6464 Occupations Unique to the Armed Forces
- 6465 Other Protective Service Occupations
- 6651 Security Guards and Related Occupations

HOMEMAKERS, NANNIES

- 6471 Visiting Homemakers, Housekeepers and Related Occupations
- 6474 Babysitters, Nannies and Parents' Helpers

ANIMAL CARE

- 3213 Veterinary and Animal Health Technologists
- 6483 Pet Groomers and Animal Care Workers

CLEANING, JANITORIAL

- 6661 Light Duty Cleaners
- 6662 Specialized Cleaners
- 6663 Janitors, Caretakers, Building Superintendents
- 7351 Stationary Engineers and Auxiliary Equipment Operators

DRY CLEANING

- 6681 Dry Cleaning and Laundry Occupations
- 6683 Other Elemental Service Occupations

COMMUNICATIONS

- 1424 Telephone Operators
- 1475 Dispatchers and Radio Operators
- 7246 Telecommunication Installation, Repair Workers

TEXTILE AND LEATHER

- 7342 Tailors, Dressmakers, Furriers and Milliners
- 7343 Shoe Repairers and Shoemakers
- 9441 Textile Fibre, Yarn Prep. Machine Operators
- 9442 Weavers, Knitters, Other Fabric-Making Occs.
- 9443 Textile Dyeing and Finishing Machine Operators
- 9451 Sewing Machine Operators
- 9452 Fabric, Fur and Leather Cutters
- 9616 Labourers in Textile Processing

**PRINTING, FILM PROCESSING, PAINTERS,
CONSTRUCTION**

- 2264 Construction Inspectors
- 7284 Plasterers, Drywall Installers, Finishers, Lathers
- 7293 Insulators
- 7421 Heavy Equipment Operators (Except Crane)
- 9414 Concrete, Clay and Stone Forming Operators
- 2112 Chemists (paint)
- 7294 Painters and Decorators
- 9496 Painters and Coaters – Industrial
- 7381 Printing Press Operators
- 9471 Printing Machine Operators
- 9473 Binding and Finishing Machine Operators
- 9474 Photographic and Film Processors

**TRANSPORT, WAREHOUSING, CUSTOMS, GAS
STATION**

- 7411 Truck Drivers
- 7412 Bus Drivers, Subway, Other Transit Operators
- 7413 Taxi and Limousine Drivers and Chauffeurs
- 7451 Longshore Workers
- 7452 Material Handlers
- 7622 Railway and Motor Transport Labourers
- 7422 Public Works Maint. Equipment Operators
- 1228 Immigration, Employment Insurance and Revenue Officers
- 6621 Service Station Attendants

PEST CONTROL

- 7444 Pest Controllers and Fumigators

MINING, LOGGING, PAPERMAKING, WOOD

- 2223 Forestry Technologists and Technicians,
- 8231 Underground Production, Development Miners
- 8616 Logging and Forestry Labourers
- 9234 Papermaking and Coating Control Operators
- 9431 Sawmill Machine Operators
- 9435 Paper Converting Machine Operators
- 9611 Labourers in Mineral and Metal Processing
- 9493 Other Wood Products Assemblers, Inspectors

**ELECTRICAL, ELECTRONICS, OTHER
MANUFACTURING AND REPAIR**

- 9483 Electronics Assemblers, Fabricators, Inspectors, Testers
- 9484 Assemblers and Inspectors, Electrical Appliance, Apparatus and Equipment Manufacturing
- 9487 Machine Operators and Inspectors, Electrical Apparatus Manufacturing (move to electrical)
- 9413 Glass Forming and Finishing Machine Operators and Glass Cutters
- 9513 Woodworking Machine Operators
- 9491 Boat Assemblers and Inspectors
- 9619 Other Labourers in Processing, Manu., Utilities
- 7344 Jewellers, Watch Repairers, Rel. Occupations
- 9227 Supervisors, Other Products Manu., Assembly

AGRICULTURE

- 8251 Farmers and Farm Managers
- 8253 Farm Supervisors, Spec. Livestock Workers
- 8254 Nursery, Greenhouse Operators and Managers
- 8431 General Farm Workers
- 8432 Nursery and Greenhouse Workers
- 8611 Harvesting Labourers

CHEMICAL, PETROCHEMICAL

- 2211 Chemical Technologists and Technicians
- 9232 Petroleum, Gas, Chemical Process Operators
- 9421 Chemical Plant Machine Operators

RUBBER AND PLASTICS

- 9214 Supervisors, Plastic, Rubber Products Manu.
- 9422 Plastics Processing Machine Operators
- 9423 Rubber Processing Machine Operators and Related Workers
- 9495 Plastic Prod. Assemblers, Finishers, Inspectors
- 9615 Labourers in Rubber and Plastic Prod. Manu.

FOOD PROCESSING

- 9461 Process Control and Machine Operators, Food and Beverage Processing
- 9462 Industrial Butchers and Meat Cutters, Poultry Preparers and Related Workers
- 9463 Fish Plant Workers
- 9465 Testers and Graders, Food, Beverage Process.
- 2222 Agricultural and Fish Products Inspectors
- 9617 Labourers in Food, Beverage, Tobacco Process.
- 9618 Labourers in Fish Processing

AUTO, MACHINISTS, WELDING, FOUNDRY

- 7216 Contractors and Supervisors, Mechanic Trades
- 7231 Machinists, Machining and Tooling Inspectors
- 7232 Tool and Die Makers
- 9221 Supervisors, Motor Vehicle Assembling
- 9412 Foundry Workers
- 9612 Labourers in Metal Fabrication
- 9482 Motor Vehicle Assemblers, Inspectors, Testers
- 9486 Mechanical Assemblers and Inspectors
- 9497 Plating, Metal Spraying and Related Operators
- 9498 Other Assemblers and Inspectors
- 9511 Machining Tool Operators
- 9512 Forging Machine Operator
- 9514 Metalworking Machine Operators
- 9516 Other Metal Products Machine Operators
- 7265 Welders and Related Machine Operators
- 9515 Assembler, Tack Welders
- 9517 Other Products Machine Operator

Appendix Y: LOHR support letter from District Health Council

Essex, Kent and Lambton District Health Council

Conseil régional de santé d'Essex, Kent et Lambton

4510 RHODES DRIVE, UNIT 720
WINDSOR, ONTARIO N8W 5K5
TELEPHONE: (519) 944-5888
FAX: (519) 944-0819

January 22, 1999

Dr. Deborah Hellyer
Occupational Health Clinics
for Ontario Workers Inc.
547 Victoria Avenue
Windsor, ON

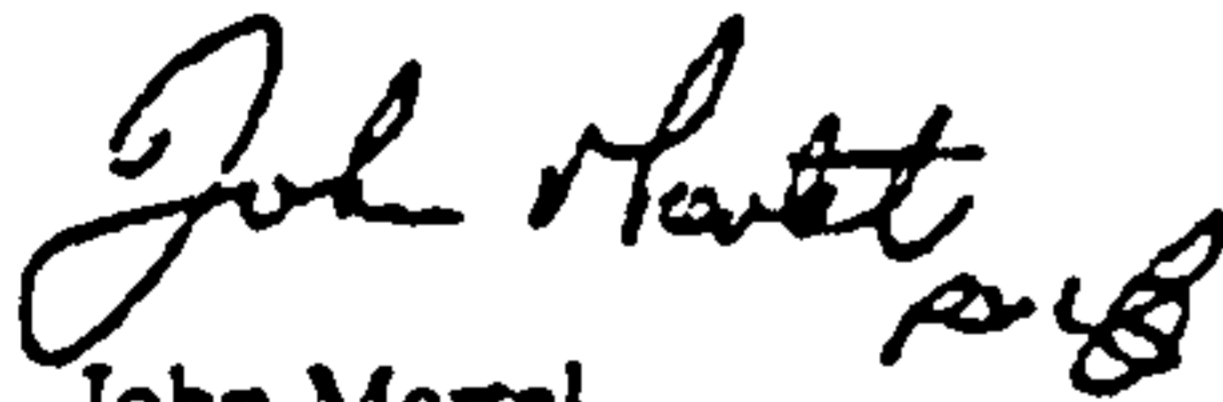
Dear Dr. Hellyer:

Thank you for your letter of January 21, 1999 outlining the proposed research project, being jointly submitted, by the Occupational Health Centre, University of Windsor and Windsor Regional Cancer Centre, to the Workplace Safety Insurance Board Research Advisory Council.

I have discussed this project with our Executive Director, and we both feel that if approved, the project could provide a valuable source of data, to assist EKL DHC, in future planning initiatives. As you know from your experience on the Essex County DHC, successful DHC planning, in many cases, starts from having relevant, timely and accurate data. However, obtaining such data, particularly for specific cities or districts, is often very difficult or impossible. A project such as the one you are proposing, would therefore be of great assistance to us, in identifying needs and planning for Cancer Care Services to the residents of our District.

On behalf of EKL DHC, I am pleased to express our strong support for the proposed research, and look forward to learning of your progress.

Yours sincerely,



John Martel
Chair

c: Frank Chalmers, Executive Director



WINDSOR WOMEN'S INCENTIVE CENTRE

3074 Dougall Ave., Windsor, Ontario, N9E 1S4

Tel. (519) 966-0992
Fax (519) 966-6053

April 27, 1999

WSIC Research Advisory Council
c/o Research Branch
8th Floor
200 Front St. W
Toronto, Ontario
M5V 3J1

RE: Occupational Histories of Windsor-Essex County Cancer Patients


Dear Advisory Council Members:

The proposed project to collect and analyze data regarding occupation from cancer patients has the potential to provide very valuable information. The increasing incidence of breast, lung and other cancers among women is disturbing. The women's movement actively supports a number of efforts to understand this serious public health problem. Any new insight into cancer causation will increase our opportunities to initiate and support preventative strategies.

Women entered the labour force in great numbers a generation ago. At the same time, they became exposed for the first time to many new chemicals and work processes. Although women now make up almost half of the workforce, very few of the occupational cancer studies that have been undertaken include women. This occupational history project will help to determine whether a link exists between particular occupations and specific cancers.

We fully support this important public health research initiative.

Sincerely,


Janet Greene-Potomski
Executive Director

JGP

Appendix AA: LOHR support letter from Windsor & District Labour Council



Windsor & District Labour Council

COUNCIL MEETS 2ND TUESDAY, C.A.W. LOCAL 195 HALL - 7:30 P.M.
EXECUTIVE MEMBERS MEET 1ST & 3RD TUESDAYS, 195 HALL

1214 OTTAWA STREET, WINDSOR, ONTARIO N8X 2E6
Phone 252-8281

April 26, 1999

WSIB Research Advisory Council
C/o Research Branch
8th Floor
200 Front St. W.
Toronto, Ontario
M5V 3J1

RE: Occupational Histories of Windsor-Essex County Cancer Patients

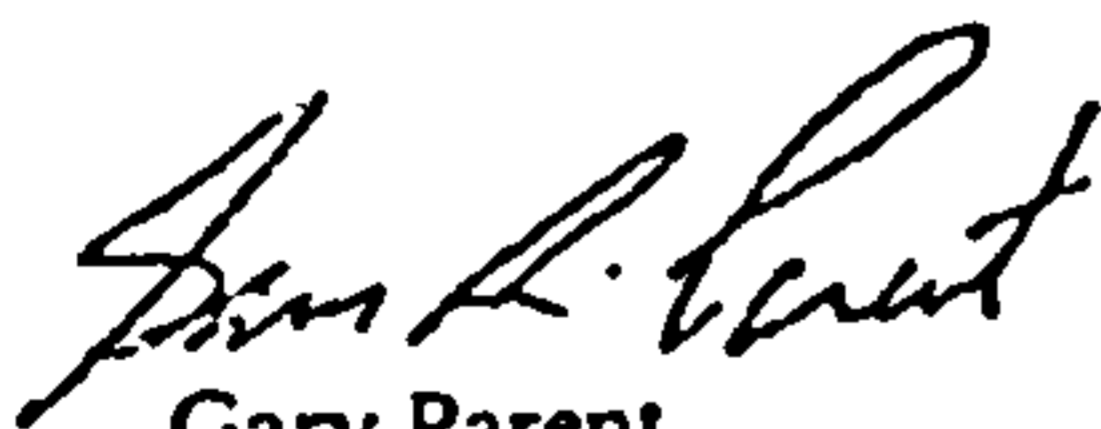
Dear Advisory Council Members,

On behalf of the Windsor & District Labour Council, I wish to convey the strong support that exists within our community for this important undertaking. Windsor is one of Ontario's industrial centres. The manufacturing processes located here rely on many chemicals and toxic substances in the course of production. The union movement has been concerned for many years about the possible link between exposures to these substances and the incidence of cancer among our members.

We believe that this project addresses our concerns about trying to identify possible cancer clusters, so that we can work to reduce exposures and prevent diseases.

This project is very innovative and has the potential to attract Regional Cancer Centres in other communities in Ontario. The Ontario Federation of Labour passed at its last convention a resolution to promote CROME throughout the province. If this project is able to secure through the WSIB the necessary funds to proceed, the Labour movement will lend its energy to encourage other communities to begin to gather similar information on the occupational histories of cancer patients.

Sincerely yours,


Gary Parent
President

GARY PARENT, President
ELLSWORTH BANKS, 1st Vice-President
KAREN MORRISON, Recording Secretary



NICK LaPOSTA, Financial Secretary
KAY KAVANAUGH, 2nd Vice-President
TERESA FRACAS, Sergeant-at-Arms

Appendix BB: LOHR support letter from Essex County Medical Society



DR. THOMAS BARNARD, M.D.
CCFP(EM), FRCPC (Geriatrics)
Family Medicine
Alternative Health Care

The Wellness Centre, Suite 507, 33 Princess Street, Leamington, Ontario N8H 4C5
Telephone (519) 326-7100 Fax (519) 326-4020 Internet tbarnard@mac.net

April 20, 1999

Occupational Health Clinics for Ontario Workers Inc.
Windsor Clinic
547 Victoria Avenue
Windsor, Ontario
N9A 4N1

ATTENTION: Dr. Deborah Hellyer

Dear Dr. Hellyer:

I am writing in support of the involvement of the Occupational Health Clinic, University of Windsor and the Windsor Regional Cancer Centre in a joint research proposal to the Workplace Safety & Insurance Board Research Advisory Council.

As the President of the Essex County Medical Society, I have become deeply concerned about the high incidence of many illnesses in Essex County and the City of Windsor. Most notably I have become interested in the environmental and workplace effects as they influence the occurrence of cancers of various kinds in our community. Certainly the exposures of our citizens, the families of our workers and the workers themselves to various factors in the environment and in their workplace are of pressing concern to us in these considerations.

Toward that end, it is very exciting to me as the President of the Medical Society to learn of the ongoing research project cataloguing work histories and exposure histories of over 1000 patients in Windsor and Essex County. Because of its high incidence of illnesses, Essex County is an ideal location for this sort of research and it is I feel very inspiring to think that through this sort of information gathering and data analysis, we may in fact be able to leave the children of Windsor and Essex County a lower risk of cancer and ultimately of other degenerative diseases--heart disease, stroke etc.

Continued...



Appendix BB: LOHR support letter from Essex County Medical Society

April 20, 1999
Page 2

I would strongly encourage and be very pleased to take part in any way in the ongoing analysis of this information and collection of further information toward this end. It is paramount importance that we discover those potentially reversible causes of illnesses so that we might be able to intervene in for our own sake and for the sake of our children toward a healthier and brighter future for all of us.

Best regards,



Tom Barnard, M.D.
President Essex County Medical Society

TB/ta

LIFETIME OCCUPATIONAL AND ENVIRONMENTAL HISTORY RECORD: CORE QUESTIONNAIRE

INTRODUCTION: This questionnaire will ask you for information about yourself, your family, and places where you have lived and worked. Some questions may ask for sensitive information --- Be assured that all of your answers will be kept strictly confidential. Some of the questions will be difficult to answer, particularly those asking about the distant past. Please provide the best possible answer. The information you and others provide is very important to this study.

SECTION A: PERSONAL HISTORY

A1. What is your date of birth?

_____ / _____ / _____
 month day year

A2. What is your current marital status? Are you?

- Married**
- Living together with a partner**
- Widowed**
- Divorced**
- Separated**
- Single, never married**

A3. How tall are you? _____ feet _____ inches

A4. How much do you weigh now? _____ pounds

A5. Which best describes your highest level of education?

- Some elementary school**
- Completed elementary school**
- Some high school**
- Completed high school**
- Some college, trade school or university**
- College or trade school graduate**
- University graduate**
- Advanced university degree**

A6. What do you consider to be your race or ethnic group? If you belong to more than one group, please check all the groups you belong to.

- Caucasian or European**
- Multiracial**
- Black, African Canadian or African Ancestry**
- Latina or Hispanic**
- Arab or Middle Eastern**
- Native Canadian or Indigenous People**
- Asian or Pacific Islander**
- Other (Specify): _____**

A7. How many people (adults and children) currently live in your household? _____

A8. What is your annual family income? That is, the total income from all sources before taxes earned in the past year by all family members in your household.

- less than \$20,000**
- between \$20,000 and \$40,000**
- between \$40,000 and \$60,000**
- between \$60,000 and \$75,000**
- between \$75,000 and \$100,000**
- between \$100,000 and \$150,000**
- over \$150,000**

A9. Now I am going to ask you to consider how much physical exercise you have had during various periods of your life. Consider work and recreational physical activities sustained for periods of 30 minutes or more, e.g. aerobics class, fast walking, tennis, heavy physical labour, etc.)

- **Low** exercise level would be less than 2 periods of sustained physical exercise per week on a regular basis.
- **Medium** exercise level would be 2 to 3 periods of sustained physical exercise per week on a regular basis.
- **High** exercise level would be more than 3 periods of sustained physical exercise per week on a regular basis.

Ages 15-25	Low	Medium	High
Ages 26-50	Low	Medium	High
Ages 51-65	Low	Medium	High
After Age 65	Low	Medium	High

Additional Comments:

SECTION B: WORK HISTORY

This section deals with your work history. It should include all full-time and part-time jobs you've had as a paid or unpaid worker, homemaker, or volunteer. Please include all work you've done for at least 3 months total.

B1a. What was your 1st job?

Where: _____

What did you do? _____

B1b. During which years did you do this job?

_____ to _____
year year

Ages _____ to _____

{Complete applicable form}

- Fulltime homemaking in own home (No Form)
- Housekeeping someone else's home (Form 1)
- Office (non-industrial) (Form 1)
- Sales (Form 1)
- Restaurant, Hotel or Bar (Form 1)
- Education, School (Form 1)
- Health Care (Form 2)
- Manufacturing (Form 3)
- Transportation, Delivery (Form 1)
- Construction (Form 3)
- Farming (Form 4)
- Personal services, hairdressing, babysit, etc. (Form 1)
- Communications (Form 1)
- Other: _____ (Form 1)

If this was the last job, skip to SECTION C

B2a. What was your 2nd job?

Where: _____

What did you do? _____

B2b. During which years did you do this job?

_____ to _____
year year

Ages _____ to _____

[Complete applicable form]

- Fulltime homemaking in own home (No Form)
- Housekeeping someone else's home (Form 1)
- Office (non-industrial) (Form 1)
- Sales (complete Form 1)
- Restaurant, Hotel or Bar (Form 1)
- Education, School (Form 1)
- Health Care (Form 2)
- Manufacturing (Form 3)
- Transportation, Delivery (Form 1)
- Construction (Form 3)
- Farming (Form 4)
- Personal services, hairdressing, babysit, etc. (Form 1)
- Communications (Form 1)
- Other: _____ (Form 1)

If this was the last job, skip to SECTION C

B3a. What was your 3rd job?

Where: _____

What did you do? _____

B3b. During which years did you do this job?

_____ to _____
year year

Ages _____ to _____

[Complete applicable form]

- Fulltime homemaking in own home (No Form)
- Housekeeping someone else's home (Form 1)
- Office (non-industrial) (Form 1)
- Sales (complete Form 1)
- Restaurant, Hotel or Bar (Form 1)
- Education, School (Form 1)
- Health Care (Form 2)
- Manufacturing (Form 3)
- Transportation, Delivery (Form 1)
- Construction (Form 3)
- Farming (Form 4)
- Personal Service, babysit/hairdressing/etc (Form 1)
- Communications (Form 1)
- Other: _____ (Form 1)

If this was the last job, skip to SECTION C

B4. What was your 4th job?

Where: _____
What did you do? _____

B4b. During which years did you do this job?

_____ to _____
year year

Ages ____ to ____

[Complete applicable form]

- Fulltime homemaking in own home (No Form)
- Housekeeping someone else's home (Form 1)
- Office (non-industrial) (Form 1)
- Sales (complete Form 1)
- Restaurant, Hotel or Bar (Form 1)
- Education, School (Form 1)
- Health Care (Form 2)
- Manufacturing (Form 3)
- Transportation, Delivery (Form 1)
- Construction (Form 3)
- Farming (Form 4)
- Personal Service, babysit, hairdressing, etc (Form 1)
- Communications (Form 1)
- Other: _____ (Form 1)

If this was the last job, skip to SECTION C

B5a. What was your 5th job?

Where: _____
What did you do? _____

B5b. During which years did you do this job?

_____ to _____
year year

Ages ____ to ____

[Complete applicable form]

- Fulltime homemaking in own home (No Form)
- Housekeeping (someone else's home (Form 1)
- Babysitting in someone else's home (Form 1)
- Office (Form 1)
- Sales (complete Form 1)
- Restaurant, Hotel or Bar (Form 1)
- Education, School (Form 1)
- Health Care (Form 2)
- Manufacturing (Form 3)

- Transportation, Delivery (Form 1)
- Construction (Form 3)
- Farming (Form 4)
- Personal Service, babysit, hairdressing, (Form 1)
- Communications (Form 1)
- Other: _____ (Form 1)

If this was the last job, skip to SECTION C

B6a. What was your 6th job?

Where: _____
What did you do? _____

B6b. During which years did you do this job?

_____ to _____
year year

Ages ____ to ____

[Complete applicable form]

- Fulltime homemaking in own home (No Form)
- Housekeeping someone else's home (Form 1)
- Office (non-industrial) (Form 1)
- Sales (complete Form 1)
- Restaurant, Hotel or Bar (Form 1)
- Education, School (Form 1)
- Health Care (Form 2)
- Manufacturing (Form 3)
- Transportation, Delivery (Form 1)
- Construction (Form 3)
- Farming (Form 4)
- Personal Service, babysit, hairdressing, (Form 1)
- Communications (Form 1)
- Other: _____ (Form 1)

If this was the last job, skip to SECTION C

Additional Comments:

SECTION C: RESIDENTIAL HISTORY

This section deals with your residential history. It should include the first residence you lived in as an infant, the residence where you lived the longest and your current residence. Do not include school dormitories (unless they became your principal residence) or seasonal cottages, etc.

C1a. What years did you live in your 1st residence (as an infant?)

_____ to _____
year year

Ages ____ to ____

C1b. What best describes the area in which this residence was located?

- Don't Know
- Urban (city or town)
- Farm
- Rural (but not on a farm)

C1c. Is this residence in either Essex County or Kent County?

Yes No Don't Know

If Yes,

What city, town or rural area is it in?

Using the postal code map, what are the first three digits of the postal code for this residence?

Note: _____

If this is your is the last principal residence, please skip to SECTION D

During your childhood until you were about 12 or 13 years old where did you live the longest?

C2a. What years did you live in this residence?

_____ to _____
year year

Ages ____ to ____

C2b. What best describes the area in which this residence was located?

- Don't Know
- Urban (city or town)
- Farm
- Rural (but not on a farm)

C2c. Is this residence in either Essex or Kent County?

Yes No Don't Know

If yes,

What city, town or rural area is it in?

Using the postal code map, what are the first three digits of the postal code for this residence?

Note: _____

If this is your is the last principal residence, please skip to SECTION D

Now I want you to tell me about the residence where you lived the longest:

C3a. What years did you live in this principal residence (of at least 2 years)?

_____ to _____
year year

Ages ____ to ____

C3b. What best describes the area in which this residence was located?

- Don't Know
- Urban (city or town)
- Farm
- Rural (but not on a farm)

C3c. Is this residence in either Essex County or Kent County?

Yes No Don't Know

If Yes,

- What city, town or rural area is it in?

- Using the postal code map, what are the first three digits of the postal code for this residence?

If this is the last principal residence, please skip to SECTION D

Now I want you to tell me about your current residence.

C4a. Since what year have you lived in your current principal residence (of at least 2 years)?

_____ to _____
year year

Ages _____ to _____

C4b. What best describes the area in which this residence is located?

- Don't Know
- Urban (city or town)
- Farm
- Rural (but not on a farm)

C3c. Is this residence in either Essex County or Kent County?

Yes No Don't Know
If Yes,

- What city, town or rural area is it in?

- Using the postal code map, what are the first three digits of the postal code for this residence? _____

Additional Comments: (Insert Current Address)

Please go to SECTION D

SECTION D: NEARBY FACILITIES

D1. To your knowledge, have you ever lived within a ½ mile or under 1 km. of any of the following: e.g.

Airport? Yes No Don't Know

If Yes, what years? _____ to _____

Medical incinerator? Yes No Don't Know

If Yes, what years? _____ to _____

Garbage dump or landfill? Yes No Don't Know

If Yes, what years? _____ to _____

Hazardous waste site? Yes No Don't Know

If Yes, what years? _____ to _____

Farm or orchard? Yes No Don't Know

If Yes, what years? _____ to _____

Nursery or greenhouse? Yes No Don't Know

If Yes, what years? _____ to _____

Golf course? Yes No Don't Know

If Yes, what years? _____ to _____

Railroad track (in use)? Yes No Don't Know

If Yes, what years? _____ to _____

High-tension electric power lines?
Yes No Don't Know

If Yes, what years? _____ to _____

Electric power plant? Yes No Don't Know

If Yes, what years? _____ to _____

Major highway (at least 4 lanes)?
Yes No Don't Know

If Yes, what years? _____ to _____

Major bridge, such as Ambassador?
Yes No Don't Know

If Yes, what years? _____ to _____

Factory or industrial plant? Yes No Don't Know

If Yes, what years? _____ to _____

Foundry? Yes No Don't Know

If Yes, what years? _____ to _____

Pulp mill or lumber mill? Yes No Don't Know

If Yes, what years? _____ to _____

Smelter? Yes No Don't Know

If Yes, what years? _____ to _____

Quarry? Yes No Don't Know

If Yes, what years? _____ to _____

Underground mine? Yes No Don't Know

If Yes, what years? _____ to _____

Surface strip mine? Yes No Don't Know

If Yes, what years? _____ to _____

Oil refinery? Yes No Don't Know

If Yes, what years? _____ to _____

Gas station? Yes No Don't Know

If Yes, what years? _____ to _____

Other facility? _____ Yes No Don't Know

If Yes, what years? _____ to _____

D2. Can you think of any other exposures you may have had that might have had an impact on your health? Describe (what, where, how) ±Yes ±N

Additional Comments:

SECTION E: ALCOHOL

Now I am going to ask some questions about alcohol use.

E1a. How would you characterize your alcohol intake over various periods of your life? Use the following scale:

- *None (non-drinker)*
- *Low – less than 2 drinks per week*
- *Medium – 3 to 5 drinks per week*
- *High – more than 5 drinks per week*

(One drink equals one glass of wine or one bottle of beer or one ounce of liquor.)

Under Age 25	None	Low	Medium	High
Ages 26-50	None	Low	Medium	High
Ages 51-65	None	Low	Medium	High
After Age 65	None	Low	Medium	High

E1b. How many drinks per week on average _____

E2. If you quit drinking alcohol, what year did you quit?

Additional Comments:

SECTION F: TOBACCO

Now I am going to ask some questions about tobacco use.

F1. Have you smoked at total of 100 cigarettes or more in your lifetime?

Yes No Don't Know *[If no, skip to F6]*

F2. What year did you start smoking? _____

F3. Do you still smoke? Yes No

F4. If you quit smoking, what year did you quit?

5a. How would you characterize your cigarette smoking habits over various periods of your life?

- *None (non-smoker)*
- *Low – less than 10 cigarettes per day*
- *Medium – 10 to 20 cigarettes per day*
- *High – more than 20 cigarettes per day*

Under Age 25	None	Low	Medium	High
Ages 26-50	None	Low	Medium	High
Ages 51-65	None	Low	Medium	High
After Age 65	None	Low	Medium	High

F5b. Number of packs per week on average _____

F5c. For how many years? _____

F6. What other forms of tobacco have you regularly used?

- None
- Chewing tobacco
- Pipe
- Cigars
- Other _____

F7. When you were a child, how many parents or guardians, if any, smoked in your presence?

- None
- One (who) _____
- Two (or more) _____

F8. For how many years did he/she/they smoke in your presence? _____

F9. When you were an adult, did other members of your household regularly smoke in your presence?

Yes No Don't Know

F10. If yes, for how many years were you in the presence of household members when they smoked?

Additional Comments:

SECTION G: MEDICAL HISTORY

The next several questions ask about your personal medical history.

G1. How old were you when you had your first menstrual period? _____

G2. Are you still having menstrual periods? (or were until treatment, if applicable)
Yes No Don't Know [If YES, skip to G5].

G3. How old were you when your menstrual periods stopped? _____

G4. How did your menstrual periods stop?

Natural change of life (menopause)
As a result of surgery ± if so, were your ovaries removed?
As a result of medical treatment other than surgery
Some other cause (explain) _____

G5. Have you ever used birth control pills (oral contraceptives)
Yes No Don't Know
[If No or Don't Know, go to G9.]

G6. How old were you when you first used birth control pills? _____

G7. What was the total number of years you used birth control pills? _____

G8. How old were you when you last used birth control pills (may be current age)? _____

G9. Have you ever been pregnant?
Yes No Don't Know
[If No or Don't Know, skip to G13.]

G10. How many times have you been pregnant (even for a short while)? _____

How many live births? _____
How many miscarriages? _____
How many stillbirths? _____
Other termination of pregnancy? _____

G11. How old were you at the end of your first pregnancy? _____

G12. Did you breastfeed?
Yes No
If yes, how many months in total?

G13. Did you or any of your family members have birth defects or special health problems at birth or any problems that were later diagnosed as being congenital or birth defects? We are interested in your child or children, sisters, brothers, mother, father or yourself?
Yes No Don't Know
If yes, explain: (i.e. who, what problem)

G14. Have you or any of your children been diagnosed with autism, attention deficit hyperactivity disorder (ADHD) or another behavioral or psychological disorder including depression?
Yes No Don't Know
If yes, explain: (i.e. who, what problem)

G15. Have you ever taken estrogen hormone replacement medication?
Yes No Don't Know
[If No or Don't Know, skip to Section H]

G16. How old were you when you first used estrogen hormone replacement medication? _____ years old.

G17. How old were you when you last used estrogen hormone replacement medication (may be current age)? _____ years old.

G18. Did you use this medication continuously?
Yes No Don't know
If no, specify how long in total

Additional Comments:

SECTION H: FAMILY HISTORY

The next questions are regarding your family history.

H1. Have you or any of your immediate blood relatives ever been diagnosed with cancer, and if so what was the primary site? (e.g. breast)

Self _____

Mother _____

Father _____

Sister(s) _____

Brother(s) _____

Daughter(s) _____

Son(s) _____

Mother's mother (maternal gm) _____

Father's mother (paternal gm) _____

Mother's father (maternal gf) _____

Father's father (paternal gf) _____

Aunt(s) _____

Uncle(s) _____

[Note: details such as dates, ages, etc.]

Additional Comments:

SECTION I: PRENATAL HISTORY

Now I am going to ask you some questions about your mother's pregnancy history.

I1. First of all, were you adopted?

Yes No Don't Know [If yes, skip to Section JJ]

I2. Where did your mother live when she was pregnant for you? What best describes the area in which this residence was located?

- Don't Know
- Urban (city or town)
- Farm
- Rural (but not on a farm)

I3a. Did your mother work outside the home during any part of her pregnancy when she was pregnant with you?

Yes No Don't Know

If YES,

I3b. What was her occupation [or describe job]?

I3c. Where did she work? (name of workplace if known) _____

I3d. What kind of workplace was this? [describe industry, e.g. farm]

I4. Did your mother smoke cigarettes during her pregnancy with you?

Yes No Don't Know

I5. Did your mother drink alcohol during her pregnancy with you?

Yes No Don't Know

I6. Did your mother breastfeed you?

Yes No Don't Know

I7a. Did your father work outside the home before and during the time your mother was pregnant with you?

Yes No Don't Know

I7b. What was his occupation [or describe job]?

I7c. Where did he work? (name of workplace if known) _____

I7d. What kind of workplace was this? [describe industry, e.g. farm]

Additional Comments:

SECTION J: ADDITIONAL QUESTIONS

Now I'm going to finish up by asking a few miscellaneous questions.

J1. What crafts, hobbies or sports have you regularly engaged in? (and how many hours per month for how many years?)

_____ # _____ hrs./mo. for _____ yrs
 _____ # _____ hrs./mo. for _____ yrs
 _____ # _____ hrs./mo. for _____ yrs
 _____ # _____ hrs./mo. for _____ yrs
 _____ # _____ hrs./mo. for _____ yrs
 _____ # _____ hrs./mo. for _____ yrs
 _____ # _____ hrs./mo. for _____ yrs

J2a. Have you ever come into regular contact with asbestos (other than through your own employment outside the home)? For example, have you ever lived with someone who worked with asbestos, washed contaminated work clothing, etc.?

Yes No Don't Know
 If No or Don't Know, skip to J3a.

J2b. Can you please describe the circumstances?

J2c. For how many years were you in regular contact with asbestos? _____ years

J3a. Have you ever used an electric blanket/ waterbed?
 Yes No Don't Know

J3b. For how many years did you use an electric blanket/waterbed? _____ years

J4 a. Approximately how many servings of fish have you eaten per week on average?
 _____ servings per week

Describe any major change:

J4 b. Approximately how many servings of red meat have you eaten per week on average?
 _____ servings per week

Describe any major change:

J4 c. Approximately how many servings of fruits and vegetables have you eaten per week on average?
 _____ servings per week

Describe any major change:

J5. Have you or anyone else used pesticides or lawn chemicals on a regular basis around your house, yard, garden, or animals for any of the following:

Insects (e.g. ants, bees, wasps, flies or mosquitoes, moths, silverfish, caterpillars, spiders, aphids, termites, grubs, etc.) _____ X per year

Weeds (e.g. lawn or garden chemical treatment) _____ X per year

Rodents (e.g. mice, rats, gophers, moles) _____ X per year

Lice (e.g. treatment, shampoos for self or others) _____ X per year

Fleas or ticks (e.g. pets, animals, your residence) _____ X per year

J6. Approximately how many chest x-rays have you had in your lifetime? _____ X per year

J7a. Have you ever had a mammogram? Yes No

J7b. If yes, how many? _____

J7c. What were your husband(s)' occupations?

Thank you for your time and patience and for your important contribution to this research.

EVALUATION:

How did you find the interview? What did you like or dislike?

Would it be all right with you if I shared your thoughts on this with others? I won't use your name or identify you in any way.

Yes _____ No _____

LOEHR Form 1 – General (Occ. History Details) ID# _____ JOB# _____

O1. WHERE? (What business, organization or service did you work in?) (name optional)

O2a. WHAT was the main function or activity of the business, organization or service. In other words, what was produced OR what service was provided?

O2b. What was your particular job?

O2c. During which years did you do this job? (can retrieve this data from General Core Questionnaire)

~~~~ to ~~~~  
year year  
Ages \_\_\_\_ to \_\_\_\_

**O3.** On average, how many hours per week did you work on this job? \_\_\_\_\_ hrs/wk

**O4.** Did you work rotating shifts? ±Yes ±No ±Don't Know

**O5a.** Did you regularly work any hours after midnight on this job?

±Yes ±No ±Don't Know

*[If No or Don't Know, skip to O6.]*

**O5b.** How many hours did you work after midnight each night? (e.g. 11 pm shift to 7 am = 7 hours after midnight) \_\_\_\_\_ hours after midnight

**O5c.** How often did you work after midnight? (e.g. 2 wks out of 6 = 1/3 of the time)

±Always ±½ of the time ± 1/3 the time ±1/4 of the time ± other \_\_\_\_\_

**O5d.** For how many months or years did you work after midnight? \_\_\_\_\_ months OR \_\_\_\_\_ years

**O6.** In what department did you work (if any)?

±No Department

±Department: \_\_\_\_\_

**O7.** I would like you to describe your usual tasks. What did you do and how did you do it? What materials, equipment or machines did you use during your work?

---

---

---

---

Appendix DD

**O8.** What chemicals or other substances or did you use. Include any you loaded, unloaded, packaged, poured, applied or administered or any that were in or near your work area? Describe how they were being used?

---

---

---

---

---

**O9.** What work was being done around you by others? What equipment, chemical and materials were they using?

---

---

---

---

**O10a** Can you describe the environment in your work area, such as the air quality, noise levels, temperature, number of people or machines, etc.?

---

---

---

**O10b.** Did you work with or near any electrical equipment, computers, etc.

Yes    No    Don't Know

**O10c.** If yes, describe it (what kinds, how was it being used, how much was there, how close were they to you, and how often or many hours per week?)

---

---

---

**O11a.** Did you have to wear any protective equipment while at work?

Yes    No    Don't Know

*[If No or Don't Know, skip to O8a.]*

**O11b.** What protective equipment did you use, why and how often?

What: \_\_\_\_\_

Why: \_\_\_\_\_

---

---

How Often: \_\_\_\_\_

Appendix DD

**O12a.** Did this job seem to you to have an effect on your physical health? In other words did you ever experience health problems or symptoms that you felt were related to this job?

±Yes    ±No    ±Don't Know

***[If No or Don't Know, skip to O9a.]***

**O12b.** Can you explain in what way you felt your health was affected and why?

---

---

---

**O13a.** Was there anything you did not like to do at this job?

±Yes    ±No    ±Don't Know

***[If No or Don't Know, skip to O7a.]***

**O13b.** Can you explain what you did not like to do and why?

---

---

---

**O14a.** How stressful was the job? Did it make you feel tense or anxious most of the time?

±Yes    ±No    ±Don't Know

***[If No or Don't Know, skip to O8.]***

**O14b.** Can you explain in what way the job was stressful for you?

---

---

---

Appendix EE

**LOEHR Form 2 – Health Care (Occ. History Details)** ID# \_\_\_\_\_ JOB# \_\_\_\_\_

**O1. WHERE?** What business, organization or service did you work in? (name optional)

---

**O2a. WHAT** was the main function or activity of the business, organization or service. In other words, what was produced OR what service was provided?

---

---

---

**O2b.** What was your particular job?

---

---

---

**O2c. During which years did you do this job? (can retrieve this data from General Core Questionnaire)**

~~~~ to ~~~~  
year year
Ages ____ to ____

O3. On average, how many hours per week did you work on this job? _____ hrs/wk

O4. Did you work rotating shifts? ±Yes ±No ±Don't Know

O5a. Did you regularly work any hours after midnight on this job?

±Yes ±No ±Don't Know

[If No or Don't Know, skip to O6.]

O5b. How many hours did you work after midnight each night? (e.g. 11 pm shift to 7 am = 7 hours after midnight) _____ hours after midnight

O5c. How often did you work after midnight? (e.g. 2 wks out of 6 = 1/3 of the time)

±Always ±½ of the time ± 1/3 the time ±1/4 of the time ± other _____

O5d. For how many months or years did you work after midnight? _____ months OR _____ years

O6. In what department did you work (if any)?

±No Department

±Department: _____

O7. I would like you to describe your usual tasks. What did you do and how did you do it? What materials, equipment or machines did you use during your work?

Appendix EE

O8. What chemicals or other substances or did you use. Include any you loaded, unloaded, packaged, poured, applied or administered or any that were in or near your work area? Describe how they were being used?

O9. What work was being done around you by others? What equipment, chemical and materials were they using?

O10. Can you describe the environment in your work area, such as the air quality, noise levels, temperature, number of people or machines, etc.?

O11a. Did you have to wear any protective equipment while at work?

Yes No Don't Know

[If No or Don't Know, skip to O8a.]

O11b. What protective equipment did you use, why and how often?

What: _____

Why: _____

How Often: _____

O12a. Did this job seem to you to have an effect on your physical health? In other words did you ever experience health problems or symptoms that you felt were related to this job?

Yes No Don't Know

[If No or Don't Know, skip to O9a.]

O12b. Can you explain in what way you felt your health was affected and why?

Appendix EE

O13a. Was there anything you did not like to do at this job?

±Yes ±No ±Don't Know

[If No or Don't Know, skip to O7a.]

O13b. Can you explain what you did not like to do and why?

O14a. How stressful was the job? Did it make you feel tense or anxious most of the time?

±Yes ±No ±Don't Know

[If No or Don't Know, skip to O8.]

O14b. Can you explain in what way the job was stressful for you?

O15a. Was there any dust in the environment where you worked?

±Yes ±No ±Don't Know

O15b. If yes, describe it (what was it, how was it being used or produced, how much was there, and how often?)

O16a. Were there any vapours or smoke (e.g. tobacco smoke) in the environment where you worked?

±Yes ±No ±Don't Know

O16b. If yes, describe it (what kinds, how was it being produced, how much was there, and how often?)

Appendix EE

O17a. Did you work with or near any electrical equipment, computers, etc.

±Yes ±No ±Don't Know

O17b. If yes, describe it (what kinds, how was it being used, how much was there, how close were they to you, and how many hours per week?)

O18a. Were there any radioactive materials or radiation in the environment where you worked?

±Yes ±No ±Don't Know

O18b. If yes, describe it (what kinds, how was it being used, how much was there, how often?)

O19a. Were any of the following chemicals used in or around your work environment?

| | | | |
|------|-----|-------------|--|
| ±Yes | ±No | ±Don't Know | Alcohol (methyl alcohol, ethyl alcohol, isopropyl alcohol) |
| ±Yes | ±No | ±Don't Know | Bleach, chlorine products |
| ±Yes | ±No | ±Don't Know | Chloroform |
| ±Yes | ±No | ±Don't Know | Sterilants (e.g.ethylene oxide) |
| ±Yes | ±No | ±Don't Know | Moulds, bacteria, microbes, viruses |
| ±Yes | ±No | ±Don't Know | Antineoplastic Drugs |

O19b. If yes, describe it (what kinds, how was it being used, how much was there, and how often?)

LOEHR Form 3 – Manufacturing and Construction (Occ. History Details)

O1. WHERE? What business, organization or service did you work in? (name optional)

O2a. WHAT was the main function or activity of the business, organization or service. In other words, what was produced OR what service was provided?

O2b. What was your particular job?

O2c. During which years did you do this job? (can retrieve this data from General Core Questionnaire)

~~~~ to ~~~~  
year year  
Ages \_\_\_\_ to \_\_\_\_

**O3.** On average, how many hours per week did you work on this job? \_\_\_\_\_ hrs/wk

**O4.** Did you work rotating shifts? ±Yes ±No ±Don't Know

**O5a.** Did you regularly work any hours after midnight on this job?

±Yes ±No ±Don't Know

**[If No or Don't Know, skip to O6.]**

**O5b.** How many hours did you work after midnight each night? (e.g. 11 pm shift to 7 am = 7 hours after midnight) \_\_\_\_\_ hours after midnight

**O5c.** How often did you work after midnight? (e.g. 2 wks out of 6 = 1/3 of the time)

±Always ±½ of the time ± 1/3 the time ±1/4 of the time ± other \_\_\_\_\_

**O5d.** For how many months or years did you work after midnight? \_\_\_\_\_ months **OR** \_\_\_\_\_ years

**O6.** In what department did you work (if any)?

±No Department

±Department: \_\_\_\_\_

Appendix FF

**O7.** I would like you to describe your usual tasks. What did you do and how did you do it? What materials, equipment or machines did you use during your work?

---

---

---

---

---

---

---

---

**O8.** What chemicals or other substances or did you use. Include any you loaded, unloaded, packaged, poured, applied or administered or any that were in or near your work area? Describe how they were being used?

---

---

---

---

---

---

---

---

**O9.** What work was being done around you by others? What equipment, chemical and materials were they using?

---

---

---

---

---

---

---

---

**O10.** Can you describe the environment in your work area, such as the air quality, noise levels, temperature, number of people or machines, etc.?

---

---

---

---

---

---

---

---

**O11a.** Did you have to wear any protective equipment while at work?

±Yes    ±No    ±Don't Know  
*[If No or Don't Know, skip to O8a.]*

Appendix FF

**O11b. What protective equipment did you use, why and how often?**

What: \_\_\_\_\_

Why: \_\_\_\_\_

\_\_\_\_\_

How Often: \_\_\_\_\_

**O12a. Did this job seem to you to have an effect on your physical health? In other words did you ever experience health problems or symptoms that you felt were related to this job?**

Yes     No     Don't Know

***[If No or Don't Know, skip to O9a.]***

**O12b. Can you explain in what way you felt your health was affected and why?**

\_\_\_\_\_  
\_\_\_\_\_  
\_\_\_\_\_

**O13a. Was there anything you did not like to do at this job?**

Yes     No     Don't Know

***[If No or Don't Know, skip to O7a.]***

**O13b. Can you explain what you did not like to do and why?**

\_\_\_\_\_  
\_\_\_\_\_  
\_\_\_\_\_

**O14a. How stressful was the job? Did it make you feel tense or anxious most of the time?**

Yes     No     Don't Know

***[If No or Don't Know, skip to O8.]***

**O14b. Can you explain in what way the job was stressful for you?**

\_\_\_\_\_  
\_\_\_\_\_  
\_\_\_\_\_

**O15a. Was there any dust in the environment where you worked?**

Yes     No     Don't Know

**O15b. If yes, describe it (what was it, how was it being used or produced, how much was there, and how often?)**

\_\_\_\_\_  
\_\_\_\_\_  
\_\_\_\_\_

Appendix FF

**O16a.** Were there any vapours, vehicle emissions, or smoke (e.g, tobacco smoke) in the environment where you worked?

Yes     No     Don't Know

**O16b.** If yes, describe it (what kinds, how was it being produced, how much was there, and how often?)

---

---

---

**O17a.** Did you work with or near any electrical equipment, computers, etc.

Yes     No     Don't Know

**O17b.** If yes, describe it (what kinds, how was it being used, how much was there, how close were they to you, and how many hours per week?)

---

---

---

**O18a.** Were there any radioactive materials or radiation in the environment where you worked?

Yes     No     Don't Know

**O18b.** If yes, describe it (what kinds, how was it being used, how much was there, how often?)

---

---

---

**O19a.** Were there any metal fumes, cutting oils, or metal-working fluids in the environment where you worked?

Yes     No     Don't Know

**O19b.** If yes, describe it (what kinds, how was it being used, how much was there, how often?)

---

---

---

**O20a.** Were there any solvents, paints, hardeners or glues in the environment where you worked?

Yes     No     Don't Know

**O20b.** If yes, describe it (what kinds, how was it being used, how much was there, how often?)

---

---

---

Appendix FF

---

---

**O21a. Were any of the following chemicals used in or around your work environment?**

|                              |                             |                                     |                                                            |
|------------------------------|-----------------------------|-------------------------------------|------------------------------------------------------------|
| <input type="checkbox"/> Yes | <input type="checkbox"/> No | <input type="checkbox"/> Don't Know | Acids or acid mists                                        |
| <input type="checkbox"/> Yes | <input type="checkbox"/> No | <input type="checkbox"/> Don't Know | Alcohol (methyl alcohol, ethyl alcohol, isopropyl alcohol) |
| <input type="checkbox"/> Yes | <input type="checkbox"/> No | <input type="checkbox"/> Don't Know | Tars, asphalt, roofing tars, creosote, coke oven emissions |
| <input type="checkbox"/> Yes | <input type="checkbox"/> No | <input type="checkbox"/> Don't Know | Bleach, chlorine products                                  |
| <input type="checkbox"/> Yes | <input type="checkbox"/> No | <input type="checkbox"/> Don't Know | Chloroform                                                 |
| <input type="checkbox"/> Yes | <input type="checkbox"/> No | <input type="checkbox"/> Don't Know | Sterilants (e.g.ethylene oxide)                            |
| <input type="checkbox"/> Yes | <input type="checkbox"/> No | <input type="checkbox"/> Don't Know | Moulds, bacteria, microbes, viruses                        |

**O21b. If yes, describe it (what kinds, how was it being used, how much was there, and how often?)**

---

---

---

---

---

---

---

---

**O22a. Did any of the processes involve the heating of materials?**

Yes     No     Don't Know

**O22b. If yes, describe what was being heated and how and how often this process took place**

---

---

---

---

---

---

---

---

Appendix GG

**LOEHR Form 4 – Farming (Occ. History Details)** ID# \_\_\_\_\_ JOB# \_\_\_\_\_

**O1. What business, organization or service did you work in? (name optional)**

---

---

**O2a. What was the main function or activity of the business, organization or service. In other words, what was produced OR what service was provided? (Select livestock or crops below as applicable)**

---

---

---

- |                                                           |        |
|-----------------------------------------------------------|--------|
| ±Livestock (name) _____                                   | _____  |
| ±Soybean Farming                                          | 11111  |
| ±Tomato                                                   | _____  |
| ±Oilseed (except Soybean) Farming                         | 11112  |
| ±Dry Pea and Bean Farming                                 | 11113  |
| ±Wheat Farming                                            | 11114  |
| ±Corn Farming                                             | 11115  |
| ±Rice Farming                                             | 11116  |
| ±Other Grain Farming: _____                               | 11119  |
| ±Potato Farming                                           | 111211 |
| ±Other Vegetable (except Potato) and Melon Farming        | 111219 |
| ±Orange Groves                                            | 11131  |
| ±Citrus (except Orange) Groves                            | 11132  |
| ±Apple Orchards                                           | 111331 |
| ±Grape Vineyards                                          | 111332 |
| ±Strawberry Farming                                       | 111333 |
| ±Berry (except Strawberry) Farming                        | 111334 |
| ±Tree Nut Farming                                         | 111335 |
| ±Other Non-citrus Fruit Farming (TOMATOES)                | 111339 |
| ±Mushroom Production                                      | 111411 |
| ±Other Food Crops Grown Under Cover                       | 111419 |
| ±Nursery and Floriculture Production (eg. trees, flowers) | 11142  |
| ±Tobacco Farming                                          | 11191  |
| ±Cotton Farming                                           | 11192  |
| ±Sugarcane Farming                                        | 11193  |
| ±Hay Farming                                              | 11194  |
| ±Sugar Beet Farming                                       | 111991 |
| ±Peanut Farming                                           | 111992 |
| ±OTHER: _____                                             |        |

**O2b. What was your particular job?**

---

---

---

Appendix GG

**O2c. During which years did you do this job? (can retrieve this data from General Core Questionnaire)**

~~~~ to ~~~~  
year year
Ages ____ to ____

O3. Did you spend most of your time working in:

- ± Fields
- ± Orchards
- ± Vinyards
- ± Greenhouse
- ± Barn other Building

O4. On average, how many months of the year did you work on this job? _____ months per year

O5. On average, how many hours per week did you work on this job? _____ hours per week

O6. Did you work rotating shifts? ±Yes ±No ±Don't Know

O7a. Did you regularly work any hours after midnight on this job?

±Yes ±No ±Don't Know

[If No or Don't Know, skip to O6.]

O7b. How many hours did you work after midnight each night? (e.g. 11 pm shift to 7 am = 7 hours after midnight) _____ hours after midnight

O7c. How often did you work after midnight? (e.g. 2 wks out of 6 = 1/3 of the time)

±Always ±1/2 of the time ± 1/3 the time ±1/4 of the time ± other _____

O7d. For how many months or years did you work after midnight? _____ months OR _____ years

O8. I would like you to describe your usual tasks. What did you do and how did you do it? What materials, equipment or machines did you use during your work?

O9. Did you mix, load, apply or come into contact with any of the following agricultural chemicals?

Chemical fertilizers: ±Yes ±No ±Don't Know

If YES, how many times per year did you:

Mix _____ times per year

Load _____ times per year

Apply _____ times per year

Appendix GG

Insecticides: ±Yes ±No ±Don't Know
If YES, how many times per year did you:
Mix _____ times per year
Load _____ times per year
Apply _____ times per year

Herbicides: ±Yes ±No ±Don't Know
If YES, how many times per year did you:
Mix _____ times per year
Load _____ times per year
Apply _____ times per year

Fungicides: ±Yes ±No ±Don't Know
If YES, how many times per year did you:
Mix _____ times per year
Load _____ times per year
Apply _____ times per year

Others: _____ ±Yes ±No ±Don't Know
If YES, how many times per year did you:
Mix _____ times per year
Load _____ times per year
Apply _____ times per year

O10a. Were you ever in the area or very nearby while pesticides were being mixed, loaded or applied by someone else?

±Yes ±No ±Don't Know

O10b. If YES, how many times per year were you in the vicinity? _____ times per year

O11a. Did you ever enter the field or orchard or other area within two days of it having been sprayed or dusted with pesticides?

±Yes ±No ±Don't Know

O11b. If YES, how many times per year? : _____ times per year

O12. What other chemicals or other substances or did you use. Include any you loaded, unloaded, packaged, poured, applied or administered or any that were in or near your work area? Describe how they were being used?

O13. What work was being done around you by others? What equipment, chemical and materials were they using?

Appendix GG

O14. Can you describe the environment in your work area, such as the air quality, noise levels, temperature, number of people or machines, etc.?

O15a. Did you have to wear any protective equipment while at work?

±Yes ±No ±Don't Know

[If No or Don't Know, skip to O8a.]

O15b. What protective equipment did you use, why and how often?

What: _____

Why: _____

How Often: _____

O16a. Did this job seem to you to have an effect on your physical health? In other words did you ever experience health problems or symptoms that you felt were related to this job?

±Yes ±No ±Don't Know

[If No or Don't Know, skip to O9a.]

O16b. Can you explain in what way you felt your health was affected and why?

O17a. Was there anything you did not like to do at this job?

±Yes ±No ±Don't Know

[If No or Don't Know, skip to O7a.]

O17b. Can you explain what you did not like to do and why?

O18a. How stressful was the job? Did it make you feel tense or anxious most of the time?

±Yes ±No ±Don't Know

[If No or Don't Know, skip to O8.]

Appendix GG

O18b. Can you explain in what way the job was stressful for you?

O19a. Did you work with or near any electrical equipment?

±Yes ±No ±Don't Know

O19b. If yes, describe it (what kinds, how was it being used, how much was there, how close were they to you, and how often or many hours per week?)



CONSENT TO PARTICIPATE IN RESEARCH

**LIFETIME HISTORIES RESEARCH STUDY
(Breast Cancer Patient)**

You are asked to participate in a research study conducted by:

- **James T. Brophy**, PhD Candidate, Adjunct Faculty, Department of Sociology and Anthropology, University of Windsor (Co-Principal Investigator);
- **Margaret M. Keith**, PhD Candidate, Adjunct Faculty, Department of Sociology and Anthropology, University of Windsor (Co-Principal Investigator)
- **Dr. Hakam Abu-Zahra**, Windsor Regional Cancer Centre;
- **Michael Gilbertson**, Biologist, (retired);
- **Dr. Deborah Hellyer**, Occupational Health Clinics for Ontario Workers;
- **Dr. Peter Infante**, Occupational Epidemiologist (retired);
- **Dr. Isaac Luginaah**, Department of Sociology and Anthropology, University of Windsor;
- **Dr. Eleanor Maticka-Tyndale**, Department of Sociology and Anthropology, University of Windsor;
- **Robert Park**, Epidemiologist, Biostatistician;
- **Dr. Abraham Reinhartz**, Occupational Health Clinics for Ontario Workers;
- **Dr. Andrew Watterson**, University of Stirling.

The study is co-sponsored by the **Occupational Health Clinics for Ontario Workers (OHCOW)**, 171 Kendall, Pt. Edward, ON N7V 4G6 and is being conducted with the cooperation of the **Windsor Regional Cancer Centre (WRCC)**, 2220 Kildare, Windsor, Ontario N8W 2X3.

Funding for the study has been provided by **Canadian Breast Cancer Foundation; Breast Cancer Society of Canada; Green Shield Foundation; Private Donations**

If you have any questions or concerns about the research, please feel to contact: **James Brophy** or **Margaret Keith**, Ph: (519) 974-2979.

PURPOSE OF THE STUDY

The purpose of this study is to explore the possible relationships between a range of factors with the risk of developing breast cancer in order to develop strategies for prevention. When all known risk factors and characteristics are added together, more than 50% of breast cancer cases remain unexplained. Over a three-year period we plan to interview approximately 1,000 breast cancer patients and 1,000 non-patients from the local community.

Appendix HH

PROCEDURES

If you volunteer to participate in this study a trained researcher will ask you questions that will include your medical, personal, family, occupational, smoking, alcohol, and residential history. The questions are related to known and suspected breast cancer risks along with some that are exploratory. The entire one-time interview will take approximately one hour to complete and will require your prior signed consent. The interview can be scheduled at a time and place that is convenient for you. If necessary, the interview can be conducted by telephone. Information from your medical record pertaining to your diagnosis (i.e. date of diagnosis, pathology information) will be included with your history data.

POTENTIAL RISKS AND DISCOMFORTS

There are no direct medical risks to you if you participate in this study. However, if the interview in any way creates emotional discomfort, please let the interviewer know or, if you have concerns following the interview, please call the supportive care department of the Windsor Regional Cancer Centre at (519) 253-5253 ext. 58652. Alternatively, the project research staff can provide you with a list of supportive care services available in the community.

POTENTIAL BENEFITS TO SUBJECTS AND/OR TO SOCIETY

If you agree to participate in this study, there will be no medical benefit to you. However, it is hoped this study will benefit others by providing information that will lead to prevention.

PAYMENT FOR PARTICIPATION

You will be given **\$20.00** for your participation in the study.

CONFIDENTIALITY

Any information that is obtained in connection with this study and that can be identified with you will remain confidential and will be disclosed only with your permission. All identifiable information produced and collected by this study will be kept in a secure location and will be destroyed upon completion of the study. To ensure your privacy is maintained, your information will be identified by a study code only. Your name will not be attached in any way to the history data you provide; nor will it be entered into the study database; nor will it appear in any published reports. Your lifetime history record, minus personal identifiers, will be shared only with researchers and personnel involved in this study. You can ask to see your record at any time. You can choose to withdraw from the study and remove your data from the study at any time. All study researchers and personnel have signed pledges of confidentiality.

PARTICIPATION AND WITHDRAWAL

You can choose whether to be in this study or not. If you volunteer to be in this study, you may withdraw at any time without consequences of any kind. You may exercise the option of removing your data from the study. You may also refuse to answer any questions you don't want to answer and still remain in the study. The investigator may withdraw you from this research if circumstances arise which warrant doing so.

Appendix HH

RIGHTS OF RESEARCH SUBJECTS

This study has been reviewed and received ethics clearance through the University of Windsor Research Ethics Board and the Windsor Regional Cancer Centre Ethics and Clinical Trial committees. If you have concerns or complaints regarding the study, you can contact the co-principal investigators: James Brophy or Margaret Keith (519) 974-2979. Your concern will be documented and every effort will be made to resolve the issue. If your concern is not resolved, or if you have questions regarding your rights as a research subject, contact:

- Research Ethics Co-ordinator (Telephone: 519-253-3000, #3916), University of Windsor, Windsor, Ontario, N9B 3P4, Email: ethics@uwindsor.ca
- Windsor Regional Cancer Centre Research Ethics Board (Telephone: 519-253-5253, #58642), 2220 Kildare Road, Windsor, Ontario, N8W 2X3

SIGNATURE OF RESEARCH SUBJECT

I understand the information provided for the “LIFETIME HISTORIES RESEARCH STUDY” as described herein. My questions have been answered to my satisfaction, and I agree to participate in this study. I have been given a copy of this form.

Check here if you authorize access to your medical record for information pertinent to your diagnosis as explained.

Name of Subject

Signature of Subject

Date

And check here if you also agree to have your data used in subsequent studies. You may withdraw them later from subsequent use if you wish.

SIGNATURE OF INTERVIEWER

In my judgement, the subject is voluntarily and knowingly giving informed consent to participate in this research study.

Signature of Interviewer

Date



CONSENT TO PARTICIPATE IN RESEARCH

LIFETIME HISTORIES RESEARCH STUDY
(Community Participant)

You are asked to participate in a research study conducted by:

- **James T. Brophy**, PhD Candidate, Adjunct Faculty, Department of Sociology and Anthropology, University of Windsor (Co-Principle Investigator);
- **Margaret M. Keith**, PhD Candidate, Adjunct Faculty, Department of Sociology and Anthropology, University of Windsor (Co-Principal Investigator)
- **Dr. Hakam Abu-Zahra**, Windsor Regional Cancer Centre;
- **Michael Gilbertson**, Biologist, (retired);
- **Dr. Deborah Hellyer**, Occupational Health Clinics for Ontario Workers;
- **Dr. Peter Infante**, Occupational Epidemiologist (retired);
- **Dr. Isaac Luginaah**, Department of Sociology and Anthropology, University of Windsor;
- **Dr. Eleanor Maticka-Tyndale**, Department of Sociology and Anthropology, University of Windsor;
- **Robert Park**, Epidemiologist, Biostatistician;
- **Dr. Abraham Reinhartz**, Occupational Health Clinics for Ontario Workers;
- **Dr. Andrew Watterson**, University of Stirling.

The study is co-sponsored by the **Occupational Health Clinics for Ontario Workers (OHCOW)**, 171 Kendall, Pt. Edward, ON N7V 4G6 and is being conducted with the cooperation of the **Windsor Regional Cancer Centre (WRCC)**, 2220 Kildare, Windsor, Ontario N8W 2X3.

Funding for the study has been provided by **Canadian Breast Cancer Foundation; Breast Cancer Society of Canada; Green Shield Foundation; Private Donations**

If you have any questions or concerns about the research, please feel to contact: **James Brophy or Margaret Keith**, Ph: (519) 974-2979.

Appendix II

PURPOSE OF THE STUDY

The purpose of this study is to explore the possible relationships between a range of factors with the risk of developing breast cancer in order to develop strategies for prevention. When all known risk factors and characteristics are added together, more than 50% of breast cancer cases remain unexplained. Over a three-year period we plan to interview approximately 1,000 breast cancer patients and 1,000 non-patients from the local community.

PROCEDURES

If you volunteer to participate in this study, a trained researcher will ask you questions that will include your medical, personal, family, occupational, smoking, alcohol, and residential history. The questions are related to known and suspected breast cancer risks along with some that are exploratory. The entire one-time interview will take approximately one hour to complete and will require your prior signed consent. The interview can be scheduled at a time and place that is convenient for you. If necessary, it can be conducted by telephone.

POTENTIAL RISKS AND DISCOMFORTS

There are no direct medical risks to you if you participate in this study. However, if the interview in any way creates emotional discomfort, please let the interviewer know or, if you have concerns following the interview, please call the supportive care department of the Windsor Regional Cancer Centre at (519) 253-5253 ext. 58652. Alternatively, the project research staff can provide you with a list of supportive care services available in the community.

POTENTIAL BENEFITS TO SUBJECTS AND/OR TO SOCIETY

If you agree to participate in this study, there will be no medical benefit to you. However, it is hoped this study will benefit others by providing information that will lead to prevention.

PAYMENT FOR PARTICIPATION

You will be given **\$20.00** for your participation.

CONFIDENTIALITY

Any information that is obtained in connection with this study and that can be identified with you will remain confidential and will be disclosed only with your permission. All identifiable information produced and collected by this study will be kept in a secure location and will be destroyed upon completion of the study. To ensure your privacy is maintained, your information will be identified by a study code only. Your name will not be attached in any way to the history data you provide; nor will it be entered into the study database; nor will it appear in any published reports. Your lifetime history record, minus personal identifiers, will be shared only with researchers and personnel involved in this study. You can ask to see your record at any time. You can choose to withdraw from the study and remove your data from the study at any time. All study researchers and personnel have signed pledges of confidentiality.

Appendix II

PARTICIPATION AND WITHDRAWAL

You can choose whether to be in this study or not. If you volunteer to be in this study, you may withdraw at any time without consequences of any kind. You may exercise the option of removing your data from the study. You may also refuse to answer any questions you don't want to answer and still remain in the study. The investigator may withdraw you from this research if circumstances arise which warrant doing so.

RIGHTS OF RESEARCH SUBJECTS

This study has been reviewed and received ethics clearance through the University of Windsor Research Ethics Board and the Windsor Regional Cancer Centre Ethics and Clinical Trial committees. If you have concerns or complaints regarding the study, you can contact the co-principal investigators: James Brophy or Margaret Keith (519) 974-2979. Your concern will be documented and every effort will be made to resolve the issue. If your concern is not resolved, or if you have questions regarding your rights as a research subject, contact:

- Research Ethics Co-ordinator (Telephone: 519-253-3000, #3916), University of Windsor, Windsor, Ontario, N9B 3P4, Email: ethics@uwindsor.ca
- Windsor Regional Cancer Centre Research Ethics Board (Telephone: 519-253-5253, #58642), 2220 Kildare Road, Windsor, Ontario, N8W 2X3

SIGNATURE OF RESEARCH SUBJECT

I understand the information provided for the study "Lifetime Histories Research Study" as described herein. My questions have been answered to my satisfaction, and I agree to participate in this study. I have been given a copy of this form.

Name of Subject

Signature of Subject

Date

And check here if you also agree to have your data used in subsequent studies. You may withdraw them later from subsequent use if you wish.

SIGNATURE OF INTERVIEWER

In my judgement, the subject is voluntarily and knowingly giving informed consent to participate in this research study.

Signature of Interviewer

Date

WHO IS DOING THIS STUDY?

Co-Principal Investigators:

James T. Brophy, PhD Candidate, Adjunct Faculty, University of Windsor

Margaret M. Keith, PhD Candidate, Adjunct Faculty, University of Windsor

Co-Investigators: (in alphabetical order)

Dr. Maham Abu-Zahra, Windsor Regional Cancer Centre

Michael Gilbertson, Biologist (retired)

Dr. Deborah Hilgier, Occupational Health Clinics for Ontario Workers

Dr. Peter Infante, Occupational Epidemiologist (retired)

Dr. Isaac Liguorian, University of Windsor

Dr. Eleanor Mallick-Indata, University of Windsor


Robert Park, Epidemiologist, Biostatistician

Dr. Abraham Reinhardt, Occupational Health Clinics for Ontario Workers

Dr. Andrew Watkinson, University of Stirling


Host Institution:

University of Windsor,
Department of Sociology,
401 Sunset,
Windsor, ON N9B 3P4



Co-Sponsoring Organization:

Occupational Health Clinics for Ontario Workers (OHCOW),
171 Kendall,
Pt. Edward, ON



NTV AGB

RESEARCH FUNDING

Funding for this study was provided by:

- Canadian Breast Cancer Foundation
- Breast Cancer Society of Canada
- Green Shield Foundation
- Private Donations



FURTHER QUESTIONS OR CONCERNS

If you have questions or concerns about the study or would like to discuss a study-related appointment, please contact the research staff:

The study is being conducted with the cooperation of the Windsor Regional Cancer Centre, 2220 Kildare, Windsor, Ontario N8W 2Y3.

**TOWARDS
A BETTER
UNDERSTANDING
OF THE CAUSES OF
BREAST CANCER**

**Lifetime
Histories
Research Study**

**IF YOU HAVE
RECENTLY BEEN
DIAGNOSED WITH
BREAST CANCER
YOU CAN HELP
WITH A ONE-TIME
INTERVIEW!**

LIFETIME HISTORIES RESEARCH STUDY

WHY IS THIS STUDY BEING DONE?

The purpose of this study is to explore the possible relationships between a range of factors with the risk of developing breast cancer in order to develop strategies for *prevention*. When all known risk factors and characteristics are added together, more than 50% of breast cancer cases remain unexplained. Over a three-year period we plan to interview approximately 1,000 breast cancer patients and 1,000 non-patients from the local community.

WHAT IS INVOLVED?

If you volunteer to participate in this study a trained researcher will ask you questions that will include your medical, personal, family, occupational, smoking, alcohol, and residential history. The questions we are related to known and suspected breast cancer risks along with some that are exploratory. The entire one-time interview will take approximately one hour to complete and will require your prior signed consent. The interview can be scheduled at a time and place that is convenient for you. If necessary, the interview can be conducted by telephone. Information from your medical record pertaining to your diagnosis (i.e. date of diagnosis, pathology information) will be included with your history data.

WHAT ARE THE RISKS OF THIS STUDY?

There are no direct medical risks to you if you participate in this study. However, if the interview in any way creates emotional discomfort, please let the interviewer know or, if you have concerns following the interview, please call the supportive care department of the Windsor Regional Cancer Centre at (519) 253-5253 ext. 58652. Alternatively, the project research staff can provide you with a list of supportive care services available in the community.

WHAT ARE THE BENEFITS OF THIS STUDY?

If you agree to participate in this study, there will be no medical benefit to you. However, it is hoped this study will benefit others by providing information that will lead to prevention.

VOLUNTARY PARTICIPATION

Participation in this study is voluntary. You may refuse to participate, refuse to answer any questions or withdraw from the study at any time. If you choose not to take part or if you do not complete the interview your treatment, if any, will not be affected. If you choose to participate, you will be given a copy of your signed and dated consent form for your personal records. The original form will be kept in a secured file as a record of your participation.

PAYMENT FOR PARTICIPATION

You will be given **\$20.00** to help offset any costs or inconvenience resulting from your participation.

CONFIDENTIALITY

All identifiable information produced and collected by this study will be kept in a secure location and will be destroyed upon completion of the study. To ensure your privacy is maintained, your information will be identified by a study code only. Your name will not be attached in any way to the history data you provide; nor will it be entered into the study database; nor will it appear in any published reports. Your lifetime history record, minus personal identifiers, will be shared only with researchers and personnel involved in this study. You can ask to see your record at any time. You can choose to withdraw from the study and remove your data from the study at any time. All study researchers and personnel have signed pledges of confidentiality.

CONCERNS OR COMPLAINTS

If you have concerns or complaints regarding the study, you can contact the co-principal investigators: James Brophy or Margaret Keith (519) 337-4627. Your concern will be documented and every effort will be made to resolve the issue. If your concern is not resolved, you can contact the research ethics review personnel at either the University of Windsor (519) 253-3000 or the Windsor Regional Cancer Centre (519) 253-5253



October 18, 2003

Dr. Maureen Muldoon
Chair, REB
University of Windsor
Windsor, Ontario
N9B 3P4
E-Mail: mhmul@uwindsor.ca

Re: Occupational Histories of Breast Cancer Patients

Dear Dr. Muldoon,

Thank you for your comments regarding our proposed amendments to the consent material. We are responding to the panel's suggestions as follows:

For the letter given by the physician to the potential subject. We are asking that you use the same format of information that is contained in the consent. Instead of what is currently under the signature of the research subject, you can use the "Referral to Lifetime Histories Research study" form.

The letter for the physicians (oncologists) to administer to the potential subjects is not intended to provide informed consent for participation in the study. The oncologists, who will administer the letter, do not have time to conduct the full informed consent process. At the oncologists' request, we provided a simple letter and signature form that is meant only for the patients to give permission to the WRCC to provide us with the patient name. Also at the oncologists' request, we provided an information brochure that contains the same information as is provided in the informed consent material (see attached). The oncologists would give the patient the information brochure to take away with her to read at her convenience.

We would then contact the patient to see if she would be interested in participating in the study. We would conduct the informed consent process prior to the interview to ensure that she is familiar with the information and in agreement with the terms.

DEPARTMENT OF SOCIOLOGY & ANTHROPOLOGY
401 SUNSET • WINDSOR ONTARIO • CANADA N9B 3P4 • 519/253-3000 (2188)
FAX 519/971-3621 EMAIL socanth@uwindsor.ca

This is the process that was agreed to by the WRCC oncologists and, in fact, as the oncologists are so taxed, we do not believe we can ask any more of them.

Please remove from that form the check box and the "I hereby decline at this time..." option. We also felt that you may want to include another assurance that this information will be kept confidential.

We included the check box and "I hereby decline..." wording at the oncologists' request. They wanted to be able to distinguish the patients who had declined from those the oncologists may not have yet approached. We have instead provided a small checkbox at the bottom of the form for the oncologist to use to indicate that the patient has declined (see attached).

Is it necessary for the physician to include his/her signature? We are not opposed to this practice, we just want an explanation of why it is necessary.

It is helpful for us to have the oncologists' signature. There are several oncologists at the WRCC and it would be important to know which ones are referring patients to the study as further communication or follow-up may be needed.

Consent: Contact phone number. Is that your home number? Is this what you want?

The telephone number for the research office will replace our home number. We do not yet have the new number yet but expect it will be assigned this coming week. The material will be printed with the office telephone number.

What is the affiliation of Michael Gilbertson?

Michael Gilbertson is retired from the International Joint Commission. We have added "retired" after Michael Gilbertson's name.

Under confidentiality (both forms) please remove the statement "This study has been approved....WRCC."

We have removed the above wording.

Under Participation and Withdrawal. Omit the last sentence in the paragraph. Include the following: "If you are receiving treatment, it will not be affected if you choose not to take part in this study."

We have omitted the sentence.

This is the process that was agreed to by the WRCC oncologists and, in fact, as the oncologists are so taxed, we do not believe we can ask any more of them.

Please remove from that form the check box and the "I hereby decline at this time..." option. We also felt that you may want to include another assurance that this information will be kept confidential.

We included the check box and "I hereby decline..." wording at the oncologists' request. They wanted to be able to distinguish the patients who had declined from those the oncologists may not have yet approached. We have instead provided a small checkbox at the bottom of the form for the oncologist to use to indicate that the patient has declined (see attached).

Is it necessary for the physician to include his/her signature? We are not opposed to this practice, we just want an explanation of why it is necessary.

It is helpful for us to have the oncologists' signature. There are several oncologists at the WRCC and it would be important to know which ones are referring patients to the study as further communication or follow-up may be needed.

Consent: Contact phone number. Is that your home number? Is this what you want?

The telephone number for the research office will replace our home number. We do not yet have the new number yet but expect it will be assigned this coming week. The material will be printed with the office telephone number.

What is the affiliation of Michael Gilbertson?

Michael Gilbertson is retired from the International Joint Commission. We have added "retired" after Michael Gilbertson's name.

Under confidentiality (both forms) please remove the statement "This study has been approved....WRCC."

We have removed the above wording.

Under Participation and Withdrawal. Omit the last sentence in the paragraph. Include the following: "If you are receiving treatment, it will not be affected if you choose not to take part in this study."

We have omitted the sentence.

Under the Signature of the Research Subjects. The two check boxes. Can these be arranged in another way. It was felt that subjects may think that they are to choose one or the other. (Use an "and" or put the boxes at the end of the sentences.)


That is a good point. We have moved the statement and check box.

On both consents and initial contact letter, please remove the terms remuneration and stipend after \$20.

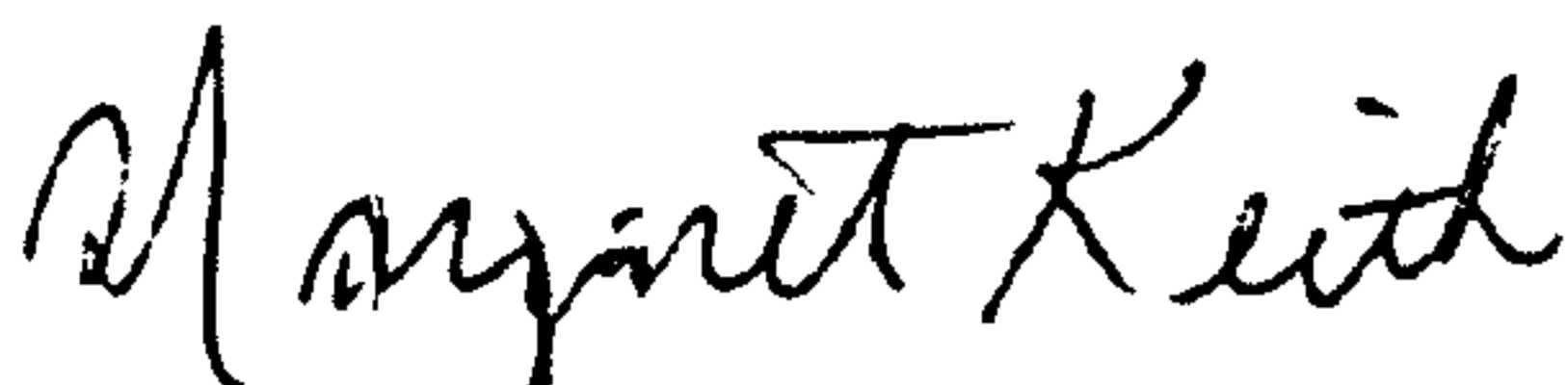
We have removed the terms stipend and remuneration.

Thank you so much for your thoughtful review. We have attached the changed material for the patients only. The same changes have been made for the community controls material where applicable. If further discussion or clarification is required you can email us or call 981-3566 (cell).

Sincerely,



James Brophy
jimbrophy@sympatico.ca



Margaret Keith
margkeith@yahoo.com

Appendix LL



May 20, 2003

Dr. Terry Sullivan
Cancer Care Ontario
620 University Avenue
Toronto, Ontario, Canada
M5G 2L7

Dear Terry,

Ruth Grier contacted me this evening regarding your earlier conversation. She said that there are apparently two outstanding issues with our research: the role of the University and my role as principal investigator.

Point #1: The University is the host institution and is administrating the grant. I am an adjunct faculty member in the Department of Sociology and Anthropology.

The University of Windsor submitted our application to the Canadian Breast Cancer Foundation, which I've attached to this message. The University is the "host institution" and is the recipient of the funding awards. It has opened up specific accounts for the grants and is currently paying our research associate, Ms. Nicole Mahler, from these accounts. If you require confirmation of this, then please feel free to contact Dr. Keith Taylor, the VP of Research for the University of Windsor. He is fully briefed about what is occurring with the WRCC regarding the research.

Point# 2: I am and will remain the principal investigator. It is not negotiable. I have devoted many years to the creation and sustaining of this research. Moreover, the funders can hardly be expected to agree to such an elemental change.

My role as principal investigator is defined by the research grants and approved by the University of Windsor research department and ethics committees. Moreover, it reflects reality. I was instrumental, along with others in the Occupational Disease Panel and the Occupational Health Clinic for Ontario Workers, in setting up the first occupational history collection project at the Windsor Regional Cancer Centre (WRCC) in 1995. I was also essentially co-principal investigator in the WSIB RAC funded study, although Kevin Gorey was formally listed as principal. Dr. Gorey had generously lent his name and CV to the project and participated in the early stages of the research. However, at his request, I essentially took on the role of principal investigator in order to free him up to concentrate on his own area of research, which is related to socio-economic status, not occupation. The WSIB RAC grant ended over a year ago. I have been principal investigator of the occupational history research since then, which we have been conducting through grants from the Windsor Essex County Cancer Foundation, the Green Shield Foundation and community contributions.

Appendix LL

I believe that in the course of almost 8 years of direct participation in the occupational histories research, I have developed sufficient experience and expertise to lead this project. Two separate scientific peer review panels evaluated the competency of our team and recommended its funding. I am currently preparing, as principal author, two papers on our just completed case control studies of female breast cancer and male head and neck cancer for submission to scientific journals. I can assure you that the scientific journals are not raising questions about my ability to prepare such findings or conduct such research, nor are the two scientific journals for which I am currently peer reviewing articles on case control studies on breast cancer and occupation. Finally, my PhD dissertation is a critical appraisal of the eight years of experience studying occupational associations and cancer causality.

In addition, we have renowned epidemiologists such as Dr. Peter Infante and Mr. Robert Park on our team. Both of these individuals are recognized experts in occupational epidemiology. Dr. Andrew Watterson, a respected academic from the United Kingdom and a research team member, has written widely on the issue of pesticides including the possible association with breast cancer.

I should not fail to mention the rest of this highly experienced multidisciplinary team that includes researchers, biologists, a medical geographer, occupational physicians and oncologists. It is a first rate group that brings a many skills and perspectives to this investigation. (They are listed on the attached grant application.)

Dr. Joseph La Dou, editor of the International Journal of Occupational and Environmental Health and one of the leading authorities of occupational medicine in the United States, has already written a letter to Dr. Brien regarding the competency of our research team and the importance of this undertaking. Dr. Devra Lee Davis and Dr. Samuel Epstein are both in the process of writing similar letters of support.

The WRCC has a commitment to support this research as it is now defined, with myself as principal investigator and with the University of Windsor as the host institution. Dr. Abu-Zahra, as the CEO of the WRCC, was a signatory on the successful grant application submitted to the Canadian Breast Cancer Foundation. In it, the WRCC agreed to provide access to patients, office space and provide interview space, etc. The fact that the new administration is not comfortable with this commitment is irrelevant. The commitment stands.

Sincerely,


Jim Brophy

**LOHR MEETING
MINUTES**

NOVEMBER 29, 2002

QUESTIONNAIRE

- Jim will talk to Dr Luginnah about the necessity and detail of the residential history and will report back
- Confirmed that I am asking whether the women are in the fields after spraying and whether they had access to protective equipment
- Interview documents must have version date

CBCRI/ RUTH GREIR

- the grant deadline for education funding mentioned by Ruth Grier has passed
- she is passing the published articles around and offering support
- Jim will forward a copy of the CBCRI 2002 peer review comments

WRCC/ DR CURTIS

- discussion of the published articles and publicity positive
- February 7/03 @ 12:00 scheduled for WRCC inservice on breast cancer study by Jim Brophy. Prostate and colon cancer to be scheduled.
- UWO medical school has interest in Lymphoma / Myeloma and will send students to address this issue
- Dr Caroline Hamm interested in pursuing Lymphoma / Myeloma / Leukemia study

U of W

- Jim stated that the U of W is pursuing a path independent of Brophy/Keith and are not falling over themselves to support Brophy/Keith research agenda
- Dr Deeley met with U of W and expressed concern that Brophy/Keith are advocates not scientists because of the way Brophy/Keith talks to the media. Jim feels that this research must be talked about.
- Dr Deeley / CCO thinks Jim is pro-union and out to embarrass government which is not on Brophy/Keith agenda.
- Dr Deeley implied that money may be made available to this research if Brophy/Keith were quiet
- Research not discussed publicly prior to peer review. The limitations of this research have been publicly acknowledged. Brophy/Keith recognize that they cannot state hard facts despite reoccurring studies that are published.
- Dr Curtis compared this research to that done by Dr Jonas Salk and the polio vaccine. That Brophy/Keith have done right by publishing despite the hungry media and the industry sensitive government.

**LOHR MEETING
MINUTES CONTINUED**

NOVEMBER 29, 2002

- CCO will be downloaded to the host hospital and there should be support at the WRCC in the future for this research
- LOEHR in a funding crunch project director's salary will run out January 31/02.
- The CAW locals have donated money approx. \$5,000.00 Brophy/ Keith using for expenses ie supplies
- The grant applications outstanding may not provide details about funding until February 2003.
- Imperative to find funding to continue longterm data collection at WRCC

MET ETHICS

- Brophy and Arukwe met with ethics committee protocol revisions for Tissue Pilot
- Nicole to follow up with Karen Anderson re amendments and forward to Jim
- Brophy/Keith concerned with tissue study becoming responsibility of LOEHR project director when no salary was written into the grant application by GLIER
- Project director committed to pilot during initial discussion with Dr Flynn and GLIER
- Important to maintain relationship with MET Hospital for future work

REPORT to WRCC

- Moyez Jadavji requires a report on the progress of the LOEHR study for the Foundation Board of Directors
- Nicole to report on status of data collection, student intern, website development, community outreach, newspapers etc forward to Jim

NEXT MEETING

- Dec 5/02 WRCC room 1001 @ 9:00
- Dec 12/02 WRCC room 1010 @ 9:00
- Dec 19/02 WRCC room 1010 @ 9:00
- A team meeting to be scheduled date to be announced.

Please Advise Nicole of any errors or omissions

Lifetime Histories Breast Cancer Research

Lifetime Occupational and Environmental History Record

Principal Investigators: James Brophy and Margaret Keith

**Co-Investigators: Abraham Reinhartz, Hakam Abu-Zahra, Michael Gilbertson,
Eleanor Maticka-Tyndale, Deborah Hellyer, Isaac Luginaah, Robert Park, Peter Infante, Andrew Watterson**

Why Study Breast Cancer?

Over the past 30 years, there has been an almost 1% annual increase of breast cancer incidence in Canada. The majority of breast cancer cases cannot be explained by known risk factors. One well-documented risk factor is estrogen. Some exogenous chemicals mimic estrogens (xenoestrogens) and disrupt the hormonal system. These, so-called "endocrine disruptors," such as some pesticides, PAHs, organic solvents, and components of plastics, may contribute to cellular proliferation and the cancer process. Animal tests have identified over 200 chemical substances that trigger breast cancer. Although such agents exist in many workplace environments, few epidemiological occupational breast cancer studies have been conducted in Canada to investigate their impact.




How is the Study Being Done?

Women living in the Essex-Kent county area who have been diagnosed with breast cancer since September 1, 2003 may be eligible to participate in this study. Over a three-year period we plan to interview approximately 1,000 breast cancer patients and 1,000 randomly selected women from the community who do not have breast cancer. The purpose of this study is to explore the possible relationships between a range of factors with the risk of developing breast cancer in order to develop strategies for prevention.

One-Time Interview

A trained researcher will ask patients and controls questions that will include medical, personal, family, occupational, lifestyle, and residential history. The questions are related to known and suspected breast cancer risks along with some that are exploratory. The entire one-time interview will take approximately one hour to complete and will require participants prior signed consent.



Solving the Puzzle

When all known risk factors and characteristics are added together, more than 50% of breast cancer cases remain unexplained.

Some of the literature suggests the increasing trend in breast cancer incidence is not linked to any one specific factor, but a variety or combination of factors: *environmental, occupational, genetic, lifestyle, and socioeconomic.*

Funding for Study

Funding for this study was provided by:


- Canadian Breast Cancer Foundation
- Breast Cancer Society of Canada
- Green Shield Foundation
- Donations



Host Institution

- University of Windsor

Sponsor



For more information contact Kathy Mayville, Ph: (519) 974-2979, Email: kmayville@lifetimehistories.ca
or Jim Brophy, Ph: (519) 337-4627, Email: jimbrophy@sympatico.ca



"LIFETIME HISTORIES RESEARCH STUDY"

Dear Patient:

We are conducting a research study to explore potential **breast cancer risk factors**. This three-year project will involve approximately 1,000 female breast cancer patients and 1,000 non-patients from the local community. Our long-term goal is to better understand the causes of breast cancer in order to develop effective strategies to decrease risk, if possible. This study is sponsored by the University of Windsor and the Occupational Health Clinics for Ontario Workers (OHCOW) and is being conducted with the cooperation of the Windsor Regional Cancer Centre (WRCC).

You can help. We are requesting that you participate in a one-time interview that will take approximately an hour to complete. A trained researcher will ask you questions that include your medical, personal, family, occupational, smoking, alcohol, and residential history. The questions are related to known and suspected breast cancer risks along with some that are exploratory.

The interview can be scheduled at a time and place that is convenient for you. If preferred, it can be conducted by telephone. All the information you provide will be kept in strict confidence and there will be no way to identify you in any published findings. You will be given \$20 for your participation.

If you are interested in hearing more about the study, you can sign the attached form and provide contact details (telephone, address). If you decide to participate, we can arrange an interview at your convenience. In the meantime, if you have any questions regarding this study, please contact: Ms. Kathy Mayville, Research Coordinator, at 974-2979.

Sincerely,

James Brophy, PhD candidate

Margaret Keith, PhD candidate

*Co-Principal Investigators,
Adjunct Faculty, University of Windsor*



Referral to "LIFETIME HISTORIES RESEARCH STUDY" Form

I understand that I will be provided with further information about the research before I decide whether or not I want to participate. I understand that this information will be kept confidential.

I hereby consent to permit the Windsor Regional Cancer Centre to provide my name and contact information to the designated research personnel involved in the Lifetime Histories Research Study.

Name (Please Print Clearly)

Signature

Address

Telephone Number

Today's Date

Signature of Physician

Patient declined at this time.

Breast Cancer Project

BREAST CANCER RESEARCH EXPLORES OCCUPATIONAL AND ENVIRONMENTAL RISKS

*by James Brophy & Margaret Keith
on behalf of the Research Team*

Over the past 30 years, there has been close to a 1% annual increase of breast cancer incidence in Canada. Considering all known risk factors, over 50% of breast cancer cases remain unexplained. Some studies suggest links to exposures that disrupt the endocrine system. Chemicals that "mimic" estrogens (xenoestrogens), such as some pesticides, polycyclic aromatic hydrocarbons, organic solvents and components of plastics, may contribute to cellular proliferation and the cancer process. Animal studies have identified over 200 chemical substances that trigger mammary tumours. Some of the scientific literature suggests the increasing trend in breast cancer incidence is not linked to any one specific factor, but a variety or combination of factors: environmental, occupational, genetic, lifestyle, and socioeconomic.

The timing of these exposures, particularly prenatal and childhood can be as important as dose. It is possible and plausible that female breast tissue may be more susceptible to tumor initiation and progression during periods of great morphological and biochemical change, i.e. beginning at puberty and continuing throughout the reproductive years. Thus, it is very important that other unknown and perhaps preventable causes of breast cancer especially within the environmental and occupational areas be explored.

This brief communication is intended to inform our area physicians of an ongoing local research study called the Lifetime Histories Research Study and by lending their support they may encourage their patients to be part of it.

The Lifetime Histories Research Study is exploring a broad range of possible breast cancer risk factors, including occupational and environmental exposures. With informed consent, a comprehensive questionnaire is administered by a trained interviewer to patients with breast cancer and to female community controls. The questionnaire captures data regarding traditional risk factors such as number of pregnancies and breast feeding; menstrual and menopausal history; use of hormone replacement therapy and oral contraceptives; family history data; indicators of socioeconomic status; physical activity; weight and body mass index; alcohol use; detailed lifetime occupational history (which will provide data for the assessment of exposures, including duration, dose, age when first exposed, etc.); residential history including proximity to environmental pollution sources; shift work and night work history; parental occupations and other indicators of prenatal and infant exposures; childhood exposures; smoking history (including second hand smoke); Great Lakes fish consumption; household exposures and hobbies. Exposure assessments will be made by an expert panel comprised of several members of the research team and staff from the Occupational Health Clinics for Ontario Workers (OHCOW), i.e. industrial hygienists and researchers.

The study uses "case-control study" methodology. In other words, data from cases is statistically compared to

data from controls to identify differences that may provide clues regarding risk. For example, if after controlling for confounders, it emerges that significantly more cases than controls have had a particular exposure it may be concluded that particular exposure is a potential risk factor.

It is projected that the three-year study will involve the collection of histories of 1,005 new breast cancer patients and 1,005 community controls.

The study is being conducted by a multi-disciplinary team of researchers that includes: James Brophy and Margaret Keith, co principal investigators; Dr. Hakam Abu-Zahra, Medical Oncologist; Dr. Deborah Hellyer, Respiriologist; Dr. Abraham Reinhartz, Occupational Physician; Dr. Eleanor Maticka-Tyndale, Sociologist; Dr. Isaac Luginaah, Medical Geographer; Michael Gilbertson, Biologist; and several internationally renowned Occupational Epidemiologists.

Funding for the study has been provided by the Canadian Breast Cancer Foundation and the Breast Cancer Society of Canada. It is hosted by the University of Windsor, co-sponsored by the Occupational Health Clinics for Ontario Workers and is being carried out in cooperation with the Windsor Regional Cancer Centre.

For more information or to refer a breast cancer patient to the study, please contact:

Ms. Kathy Mayville
Lifetime Histories Research Study, c/o
Hospice,
Unit 500,
6038 Empress, Windsor, ON
N8T 1B5
Ph: (519) 974-2979
email: kmayville@lifetimehistories.ca

THE GLOBE AND MAIL
WINDSOR, ONTARIO, FEBRUARY 11, 1997

Data point to breast-cancer risk

Female farmers 55 or younger face higher incidence, new study suggests

BY MARTIN MITTELSTAEDT
ENVIRONMENT REPORTER

Women who have worked on farms are up to nine times as likely to develop breast cancer as those who have never been employed in agriculture, says a new study that is one of the first in Canada to look at the job histories of women who develop cancer.

The study found an elevated risk among women 55 or younger who reported working on farms at some point in their lives. It was based on research conducted in Windsor, Ont., and surrounding Essex County, one of Canada's largest fruit- and vegetable-growing regions.

Women treated at the Windsor Regional Cancer Centre from 1995 to 1999 were asked to fill out questionnaires on their work histories.

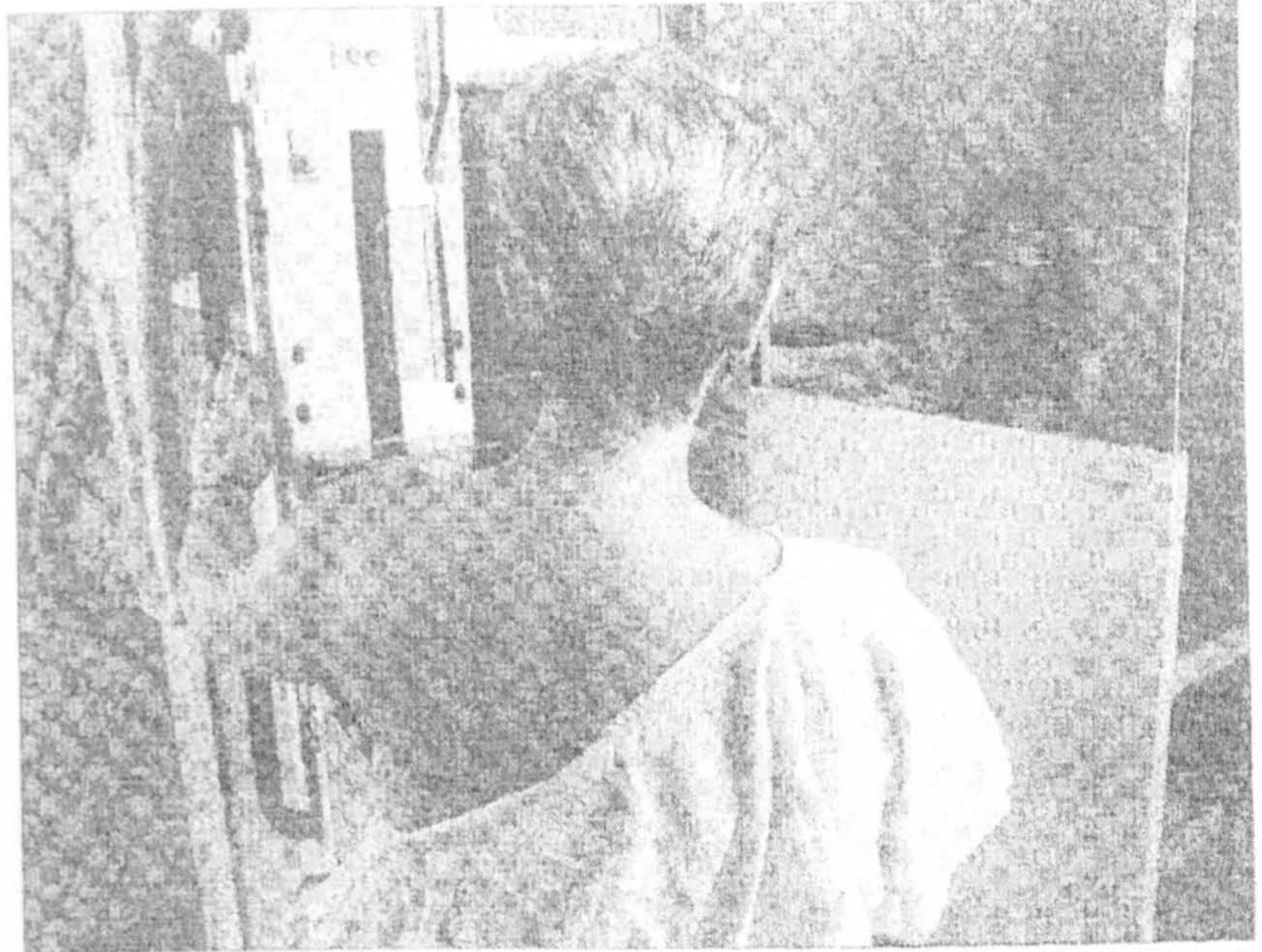
Although the study did not conclude definitively that pesticides cause breast cancer, one of the researchers said further work should be conducted to determine what it is about farming that would increase a woman's risk of the disease.

"We don't know from our study if it's pesticides or not," said James Brophy, an adjunct lecturer at the University of Windsor and the study's lead author. He added:

"There is good evidence for concern that pesticides would certainly be the primary substances under investigation."

The findings, published in the current issue of the *International Journal of Occupational and Environmental Health*, are likely to raise further suspicions that the array of toxic fungicides, herbicides and insecticides used on many farms is a factor in the huge increase in the rates of breast cancer.

Over the past three decades, the incidence of breast cancer among Canadian women, on farms and elsewhere, has inexplicably risen about 1 percent a year, according



A woman undergoes a mammogram. Just-published findings are likely to raise suspicions that the array of fungicides, herbicides and insecticides used on many farms plays a role in the rise in breast-cancer rates.




James Brophy wants further study of farming and cancer.

to the study. In more than half the cases, the increase cannot be explained by well-known risk factors, such as a woman's genetic history, age of first pregnancy or high lifetime

exposure to estrogen. Mr. Brophy speculated that teenaged girls and young women may be particularly vulnerable to pesticide exposure because breast tissue develops so rapidly from the time of a girl's first period to her first pregnancy, when cells prepare for lactation. Genetic damage caused by pesticides in breast cells during this period of rapid cell growth could lead to breast cancer later in life, he said. Farm women 55 and older did not show the higher incidence of breast cancer. The study was conducted by a team of university researchers from Canada and Scotland, and from the International Joint Commission, the Canada-U.S. body that studies the environmental health of the Great Lakes region. The study was not undertaken to investigate breast cancer, but was looking for general clues as to

whether specific jobs were linked to different types of cancer. But the researchers quickly saw an association when they compared the lifetime occupational histories of the 299 women with newly diagnosed breast cancer to 237 women with other cancers. The odds ratio, a scientific comparison designed to look for associations in data, found that women under 55 who had worked on farms had a risk of developing breast cancer nine times that of women who had not farmed. A cancer expert cautioned that the study's results do not offer proof that pesticides cause breast cancer. "I certainly wouldn't jump to the conclusion from this that farming exposure and in particular pesticides have been demonstrated to be a risk factor," said Richard Gallagher, head of cancer control research for the British Columbia Cancer Agency.

Farm wives warned of breast cancer risk



CANCER RISK: A study has found women in rural areas have a higher risk of cancer. Sherry Wright, right, and daughters Kaitlyn, 8, Mackenzie, 5, and Jordyn, 22 months, with friend Tracy Bothwell take a stroll on their Malden Centre farm.

Star photo: Dan Janisse

Further studies underway

By VERONIQUE MANDAL
STAR HEALTHSCIENCE REPORTER

Women involved in farming in Windsor and Essex County appear to have a much higher risk of developing breast cancer than non-farm women, according to research published in an international health journal.

A group of Windsor researchers, in cooperation with the Windsor Regional Cancer Centre, compared the lifetime occupational histories of 536 women with cancer.

Their results are published in the October

issue of the International Journal of Occupational Environmental Health.

"We found a nine-fold risk of breast cancer with women who had ever farmed, and they were under 55, which is also very significant," said James Brophy, one of the authors of the study.

"Results of a further study to be released in the coming months will also add further weight to these findings."

Brophy said they are approaching these results with caution. He said they are working on the results of a further study which incor-

porates more risk factors in the study of farm women with breast cancer.

Cancer centre chief Dr Hakim Abu-Zahra said future studies will provide more definitive answers to the role, occupations play in causing cancers.

Brophy says 50 to 70 per cent of breast cancer cases "cannot be explained by the current list of attributable causes" and "intense attention" must be given to the use of dangerous chemicals.

PLEASE SEE WOMEN WARNED / A12

A12 Wednesday, November 13, 2002

Women warned

CONTINUED FROM A1

Farm wives interviewed Tuesday said they were shocked with the findings and want to know more about the toxic effects of farm chemicals.

"My first question is how much do chemical companies know about the health risks of the products they sell us," said Sherry Wright, who lives on a dairy farm with her husband and

three small daughters.

"We now have to take a test and get a licence to use chemicals, and we know they're poison and dangerous, but we don't know why and what they could cause I want to know, for me and my girls."

Wright's friend, Tracy Bothwell, the mother of a young son and daughter, also lives on a dairy farm.

"People use protective clothing and

masks now, but until five years ago they put their bare arms in the stuff," said Bothwell. "We may not stop using the chemicals but we certainly want to know what we're up against."

Given the lower rates of many diseases, in what has been considered a healthier population, researchers say some of the cancer triggers could be exposure to pesticides, insecticides, herbicides, fumigants, fungicides, solvents and engine exhaust fumes.

Of particular concern, said Brophy, are chemicals which have the ability to disrupt the endocrine system and contribute to tumour development.

THE WINDSOR STAR

"The group includes organo-chlorine pesticides, polycyclic aromatic hydrocarbons, organic solvents and plastics," Brophy said.

The study says that farming may serve as "a proxy for direct or indirect pesticide exposure, for example, exposure to pesticide residues through handling agricultural products."

Studies connecting farming to breast cancer risks in women and prostate cancer risks for men are being published in the U.S. and in Britain.

A study of farming and breast cancer in North Carolina, found that women who reported being present in the fields

during or shortly after pesticide application had an 80-per-cent increased risk of developing breast cancer.

In British Columbia, a study reported a four-fold risk of breast cancer in women on vegetable farms, said Brophy.

British researcher Andrew Watters said that in England the major initiative for research came from farm women themselves.

They wanted to explore the number of breast cancer cases in their area, and are insisting on information so they can make decisions," said Watters.

The work being done in Windsor is very important."

June, 2003

Breast cancer rates in farm women cause alarm

Windsor and Essex occupational health study reveals elevated rates of occurrence.

By Heather Woodruff
Life on the farm is often viewed through Norman Rockwell-like scenes; apple-cheeked children working alongside their mothers and fathers to produce an abundant harvest. But a recent study may shatter that picture.
Jim Brophy of Occupational Health Clinic for Ontario Workers and even other researchers recently studied 299 women under 45 who were diagnosed with

breast cancer in Windsor and Essex county. They found women who were on the farm or who had any history of farming were nine times more likely to have breast cancer than their non-agricultural counterparts.
"The steady increase in the incidence of breast cancer in Canada suggests exposures to occupational and environmental agents play a role in genesis of the disease," Brophy writes in the report. "Over the last 30 years there has been an almost one per cent annual increase of breast cancer incidence in Canada... the majority of breast cancer cases cannot be explained by the current list of attributable risks."

Pat Brophy does have one idea what the cause may be: pesticides.
"There have been at least two studies that have been published, one in Canada, one in the States - that looked at breast cancer in agriculture... they found an elevated risk for women working in the fruit and vegetable and crop farming areas," he told The Voice of the Farmer.

Brophy says young women - from puberty to childbearing years - may be at particular risk. Breast cells haven't fully developed until after childbirth and may be more susceptible to pesticides which cause estrogen found in a woman's body.

"Pat they haven't made a definitive link between pesticides and breast cancer," he noted.
It's a finding that has worried researchers so much they've launched another study to try to pinpoint the cause. The results of it should be released in six months.

Brophy is also hoping to talk to farm women about what sort of chemicals they were exposed to and in what quantity (if mothers are interested in helping with this they can contact Brophy at number.phy@sympatico.ca).
"Historically people in the agriculture areas were considered to be healthier than those in urban areas... however there is increasing information

that this is a population with an increased risk of cancer. There studies, while they may not be conclusive and they may not point to a certain agent, they are cause for concern," says Brophy.
Jennifer Wilson would agree. The Charlam-Kent farmer, who is also a member of the Chatham-Kent Health Alliance board of directors, says the study's findings are pretty discouraging.

"Farming is about the three meals you eat a day... the production of safe, healthy food is about the three meals you eat a day... to think we (farmers) may have sacrificed our health for it is discouraging," says Wilson.
She added the

increased risk is under standable since farming is one of the few occupations where people work where they live. "You've have so much that doubles up the environmental contaminants."

Wilson says until now the specter of the pesticides used on the farm causing health problems wasn't one of her main concerns. "You think about the spectacular things like tractor rollovers - you think about these (risks) every day... but you think if you follow the (environmental and manufacturers) rules for pesticides, you'd be safe. I find this even more of a concern as a mother for my daughters," says Wilson.

Continued on page 14

Study results are worrisome: researcher

Continued from front

It's a worry Brophy shares. "There are two areas of the study that we did in Windsor and Essex I'm concerned about. Women started working at an extremely young age - 12 and 13 years old - on the farm, which I take to be a common experience . . . (They) are very vulnerable to damage from exposure to cancer causing agents," says Brophy.

"The other thing we know now is that exposure

to chemicals during pregnancy or just before pregnancy shows that prenatal exposure may have a big risk on people later in life."

As the study into the link between breast cancer and farming continues, Brophy is urging public health authorities to act now to prevent further suffering down the road.

"This is the dilemma of cancer prevention. I've been focusing on breast cancer for sometime now and the more I read about it the

more disturbed I become. Twenty thousand women will develop breast cancer and 5,000 will die this year and the majority are not explained.

"This really cries out for a major health intervention . . . I think public health should tell people what's going on on farms."

He points to how health officials responded when information was beginning to come out about the links between lung cancer and smoking as an example of how prevention plans should proceed in the farm community.

"There is increasing evidence of disease, breast cancer being one of them, being caused by environmental factors. Health agencies and government ministries should be having serious discussions on strategies on how to deal with this."

For now, Brophy is urging women to be cautious at work on the farm. "Don't spray unprotected, pregnant women should not be present when spraying is going on and . . . farmers should be very careful of their children and (especially) their daughters."

For
All Your
Financial &
Insurance
Needs...

See Us
Today!

*"We salute the
Leamington
Agricultural Society's
Annual Fair,
June 13, 14 and 15,
attracting young and
old from across Essex
County and beyond!"*

**BROWN-BARNETT
INSURANCE BROKERS LTD.**

29 Talbot Street North,
Essex, Ontario

Phone: (519) 776-6457





WINTER 2004

VOLUME 10 (1)

BCAK
 105-1379 Princess Street
 Kingston, Ontario
 K7M 3E4
 Telephone:
 (613) 531 7912
 Fax: (613) 531 9675
 E-mail: bcak@on.aibn.com
 www.breastactionkingston.com
 Charitable number:
 89056 7241 RR0001

EDUCATE YOURSELF

BCAK is pleased to announce an exciting agenda for its annual Education Night. On April 22, 2004, epidemiological researchers Margaret Keith and Jim Brophy of the University of Windsor will speak to our Kingston audience on breast cancer and the environment. Their talk, "Occupational and Environmental Risk Factors for Breast Cancer," will deal with their cutting-edge investigations into cancer and the workplace and the broader environment and will be followed by a question-and-answer period.

BCAK EDUCATIONAL NIGHT
Occupational and Environmental
Risk Factors for Breast Cancer
 Thursday, April 22, 2004
 7:00 pm
 Ongwanada Resource Centre
 191 Portsmouth Ave., Kingston

Widely published authors and well-known activists, Brophy and Keith are doctoral candidates at the University of Stirling in Scotland. Both have long careers with the Occupational Health Clinics for Ontario Workers in Windsor, Ontario, where Brophy is the executive director. Brophy

was also a finalist in the category of Environmental Health in the Canadian Environment Awards, which is a national awards program that recognizes community-based environmentalists. Keith's research focuses on at-risk mapping and breast cancer.

What's Inside?

National News — p. 2
 I've Been Meaning to Ask — p. 3
 BCAK Library — p. 4
 BCAK News — p. 5-8

CALENDAR OF EVENTS

Spring 2004

March 1
Support Group
 5:30-7:00 p.m.
 at the BCAK office

March 10
Walk Meeting
 5:30 p.m. at the BCAK office

March 15
Support Group
 5:30-7:00 p.m.
 at the BCAK office

March 24
Board Meeting
 5:00 p.m. at the BCAK office

March 29
Support Group
 5:30-7:00 p.m.
 at the BCAK office

April 22
Educational Evening
 Ongwanada Resource Centre,
 191 Portsmouth at 7:00 p.m.
 Guest speakers are Jim Brophy
 and Margaret Keith. Their
 topic is "Occupational and
 Environmental Risk Factors
 for Breast Cancer"

May 8
**Walk for Awareness: Walk
 Together, Celebrate Life**

The information contained in this newsletter is not a replacement for professional medical attention. Breast Cancer Action Kingston (BCAK) strongly encourages each of its readers to talk to a physician or health-care team to make informed medical decisions. BCAK accepts no responsibility for actions taken as a result of information or materials referred to in its newsletter. BCAK is a volunteer organization that lacks the expertise to research questions of a medical or scientific nature.