


Accepted Manuscript

Students' perceptions of autonomy-supportive versus controlling teaching and basic need satisfaction versus frustration in relation to life skills development in PE

Lorcan Cronin, David Marchant, Justine Allen, Claire Mulvenna, David Cullen, Gareth Williams, Paul Ellison



PII: S1469-0292(18)30505-3

DOI: <https://doi.org/10.1016/j.psychsport.2019.05.003>

Reference: PSYSPO 1534

To appear in: *Psychology of Sport & Exercise*

Received Date: 13 August 2018

Revised Date: 8 May 2019

Accepted Date: 8 May 2019

Please cite this article as: Cronin, L., Marchant, D., Allen, J., Mulvenna, C., Cullen, D., Williams, G., Ellison, P., Students' perceptions of autonomy-supportive versus controlling teaching and basic need satisfaction versus frustration in relation to life skills development in PE, *Psychology of Sport & Exercise* (2019), doi: <https://doi.org/10.1016/j.psychsport.2019.05.003>.

This is a PDF file of an unedited manuscript that has been accepted for publication. As a service to our customers we are providing this early version of the manuscript. The manuscript will undergo copyediting, typesetting, and review of the resulting proof before it is published in its final form. Please note that during the production process errors may be discovered which could affect the content, and all legal disclaimers that apply to the journal pertain.

Accepted refereed manuscript of:

Cronin L, Marchant D, Allen J, Mulvenna C, Cullen D, Williams G & Ellison P (2019) Students' perceptions of autonomy-supportive versus controlling teaching and basic need satisfaction versus frustration in relation to life skills development in PE. *Psychology of Sport and Exercise*, 44, pp. 79-89.

DOI: <https://doi.org/10.1016/j.psychsport.2019.05.003>

© 2019, Elsevier. Licensed under the Creative Commons Attribution-NonCommercial-NoDerivatives 4.0 International <http://creativecommons.org/licenses/by-nc-nd/4.0/>

Students' Perceptions of Autonomy-Supportive Versus Controlling Teaching and Basic Need
Satisfaction Versus Frustration in Relation to Life Skills Development in PE

Lorcan Cronin^a, David Marchant^a, Justine Allen^b, Claire Mulvenna^c,
David Cullen^d, Gareth Williams^a, and Paul Ellison^a

Author Note

^aDepartment of Sport & Physical Activity, Edge Hill University, Ormskirk, United Kingdom.

^bFaculty of Health Sciences and Sport, University of Stirling, Stirling, United Kingdom.

^cSchool of Sport & Biomedical Sciences, University of Bolton, Bolton, United Kingdom.

^dDepartment of Physical Education, Woodbrook College, Bray, Ireland.

Correspondence concerning this article should be addressed to Lorcan Cronin, Department of Sport & Physical Activity, Edge Hill University, Ormskirk, L39 4QP, United Kingdom.

Email: Lorcan.Cronin@edgehill.ac.uk; Telephone: +44 01695584109

1
2
3
4
5
6
7
8
9
10
11
12
13
14
15
16
17
18
19
20
21
22
23
24
25

Students' Perceptions of Autonomy-Supportive Versus Controlling Teaching and Basic Need Satisfaction Versus Frustration in Relation to Life Skills Development in PE

Resubmission Date: 8th May 2019

26 Abstract

27 Objectives: The aim of this study was to examine the relationships between perceived teacher
28 autonomy support versus control and students' life skills development in PE, and whether
29 students' basic need satisfaction and frustration mediated these relationships.

30 Design: Cross-sectional study.

31 Method: English and Irish students ($N = 407$, $M_{age} = 13.71$, $SD = 1.23$) completed measures
32 assessing perceived autonomy-supportive and controlling teaching, basic need satisfaction
33 and frustration (autonomy, competence, and relatedness), and life skills development in PE
34 (teamwork, goal setting, social skills, problem solving and decision making, emotional skills,
35 leadership, time management, and interpersonal communication).

36 Results: On the bright side of Self-Determination Theory (SDT), correlations revealed that
37 perceived teacher autonomy support was positively associated with students' basic need
38 satisfaction and life skills development in PE. On the dark side of SDT, perceived
39 controlling teaching was positively related to students' basic need frustration, but not
40 significantly related to their life skills development. Mediation analyses revealed that
41 autonomy and relatedness satisfaction mediated the relationships between perceived teacher
42 autonomy support and students' development of all eight life skills. Competence satisfaction
43 mediated the relationships between perceived teacher autonomy support and students'
44 development of teamwork, goal setting, and leadership skills.

45 Conclusions: Our findings indicate that satisfaction of the needs for autonomy, competence,
46 and relatedness are important mechanisms that in part explain the relationships between
47 perceived teacher autonomy support and life skills development in PE. Therefore, teachers
48 may look to promote students' perceptions of an autonomy-supportive climate that satisfies
49 their three basic needs and helps to develop their life skills.

50 *Keywords:* positive youth development; psychosocial skills; PE teaching.

51 Throughout the world, the personal development of students is seen as a key aim of
52 the PE curriculum (Hardman, 2011). Such personal development can be conceptualised in
53 terms of the life skills young people learn through PE (Goudas, 2010). Life skills are defined
54 as the skills required to deal with the demands and challenges of everyday life (Hodge &
55 Danish, 1999). In line with Danish, Forneris, and Wallace (2005), we viewed life skills as
56 behavioral, cognitive, interpersonal, and intrapersonal competencies that can be learned,
57 developed, and refined. Examples of life skills include teamwork, goal setting, leadership,
58 and social skills. These life skills are important for young people to develop as they are
59 viewed as individual capital which enhances people's educational attainment, quality of life,
60 and future economic prosperity (Bailey, Hillman, Arent, & Petitpas, 2013).

61 PE has been proposed as a good setting for students to develop their life skills
62 (Goudas, 2010). Such a proposition seems likely as numerous researchers have found that a
63 range of different sports (like those experienced in PE) can help young people to develop
64 their life skills (for review articles, see Holt et al., 2017; Johnston, Harwood, & Minniti,
65 2013). Like sport, it is probable that the interactive (e.g., working with others), social (e.g.,
66 socialising with peers), and emotional (e.g., dealing with frustration) nature of PE provides
67 opportunities for development (Danish, Forneris, Hodge, & Heke, 2004; Hellison, Martinek,
68 & Walsh, 2008; Fraser-Thomas, Côté, & Deakin, 2005). Supporting this idea, several
69 researchers have suggested that the demands and experiences of the sports participated in
70 during PE provide opportunities for students' life skills development (Goudas, 2010; Gould
71 & Carson, 2008). Based on the research literature (e.g., Bean, Kramers, Forneris, & Camiré,
72 2018), life skills also need to be actively taught or promoted during PE for students' life skills
73 development to be optimised. The proposition that students develop their life skills through
74 PE is also supported by some research studies. For instance, researchers have found that
75 student-centered models of learning (i.e., the Sport Education Model and Cooperative

76 Learning) help students develop the following life skills: teamwork, communication, social
77 skills, leadership, and problem solving and decision making (Dyson, Griffin, & Hastie, 2004;
78 Smither & Zhu, 2011). Common among these forms of PE are activities which allow
79 students to make decisions that affect their PE classes, organise and manage the lessons, work
80 cooperatively in small groups, help peers to learn, and take on leadership roles (Dyson et al.,
81 2004). Goudas and Giannoudis (2008) also demonstrated that life skills programs
82 implemented in PE can help students to learn goal setting and problem solving skills. In a
83 recent study, Cronin, Allen, Russell, and Mulvenna (2018) found that students' perceptions of
84 teacher autonomy support were directly related to the development of the following life skills
85 in PE: teamwork, goal setting, social skills, problem solving and decision making, emotional
86 skills, leadership, time management, and interpersonal communication. Nonetheless, when
87 compared to sport, the research on life skills development in PE is far less extensive and, as a
88 result, we know little about why students may develop particular life skills through PE.
89 Therefore, it is important that researchers conduct theory-based studies that investigate the
90 mechanisms by which young people may develop specific life skills through PE.

91 A theory that lends itself to investigating life skills development is SDT (Ryan &
92 Deci, 2017; Hodge, Danish, & Martin, 2012). Through SDT, Ryan and Deci (2017) propose
93 that people have inherent tendencies towards development and optimal functioning if certain
94 environmental conditions are present (Vansteenkiste & Ryan, 2013). One key aspect of the
95 PE environment is a teacher's interpersonal style (Liu, Bartholomew, & Chung, 2017), which
96 can be conceptualised in terms of autonomy-supportive and controlling teaching (Reeve,
97 2006). Autonomy-supportive behaviors refer to the teacher adopting a student's perspective,
98 providing choice in the activities, acknowledging students' feelings, promoting the use of
99 initiative and problem solving, encouraging students to work together and independently, and
100 providing a rationale for particular tasks (De Meyer et al., 2016; Mageau & Vallerand, 2003).

101 Conversely, controlling teaching involves the teacher instructing in a way that pressures
102 students into thinking, feeling, and behaving in teacher-prescribed ways (Reeve, 2016). Via
103 SDT, Ryan and Deci (2017) suggest that taking part in any activity can have positive effects
104 on people's development when combined with autonomy support; whereas, controlling
105 behaviors can have detrimental effects (Reeve, Deci, & Ryan, 2004). Several researchers
106 have found that students' perceptions of teacher autonomy support are positively related to a
107 range of outcomes in PE including: greater student engagement (De Meyer et al., 2016);
108 autonomous motivation (Standage & Gillison, 2007); subjective vitality (Liu et al., 2017);
109 prosocial behavior (Cheon, Reeve, & Ntoumanis, 2018); and life skills development (Cronin
110 et al., 2018). In contrast, perceptions of controlling teaching have been negatively associated
111 with PE students' engagement (De Meyer et al., 2016), autonomous motivation (Haerens et
112 al., 2015), subjective vitality (Liu et al., 2017), and prosocial behavior (Cheon et al., 2018).
113 In a recent study, Haerens et al. (2018) also showed that a combination of a high level of
114 perceived teacher autonomy support and a low level of perceived control leads to the best
115 outcomes for PE students. Based on the above findings, autonomy support is viewed as an
116 important interpersonal/communication skill for PE teachers to learn and develop (Curran &
117 Standage, 2017; Ntoumanis, Quested, Reeve, & Cheon, 2017).

118 Within SDT, Ryan and Deci (2017) highlight that a second key aspect of the PE
119 environment is the degree to which students' three basic needs for autonomy, competence,
120 and relatedness are satisfied or frustrated (Haerens, Aelterman, Vansteenkiste, Soenens, &
121 Van Petegem, 2015). Autonomy satisfaction involves the student feeling empowered and
122 self-directed in their behavior, competence satisfaction refers to the student feeling effective
123 in the PE environment, and relatedness satisfaction involves the student having warm and
124 caring relationships with fellow students and the teacher/s (Cheon, Reeve, & Song, 2016).
125 Conversely, autonomy frustration pertains to the student feeling pressured or forced to take

126 part in activities, competence frustration involves feeling ineffective or inadequate in PE, and
127 relatedness frustration refers to the student feeling rejected or excluded by fellow students or
128 the teacher/s (Cheon et al., 2016). Importantly, satisfaction of the three needs are seen as
129 necessary nutriment for young people's psychological development (Curran & Standage,
130 2017). Within their conceptual model of life skills development, Hodge et al. (2012) also
131 articulated that satisfaction of the three needs are the key underlying mechanisms that
132 contribute to people's life skills development. Specifically, these researchers outlined
133 possible relationships between the three basic needs and people's teamwork, social, problem
134 solving and decision making, and interpersonal communication skills.

135 Both the positive and negative aspects of SDT have been highlighted by several
136 researchers applying the theory to sport and PE (e.g., Bartholomew, Ntoumanis, Ryan, &
137 Thøgersen-Ntoumani, 2011; Cheon, Reeve, & Ntoumanis, 2018; Haerens et al., 2015). As
138 part of SDT, Jang, Kim, and Reeve (2016) suggested that the dual-process model illustrates
139 the 'bright' and 'dark' side of the theory which involves two parallel processes (Cheon et al.,
140 2016). The first process involves a bright pathway which indicates that teacher autonomy
141 support satisfies students' needs for autonomy, competence, and relatedness; which, in turn,
142 has positive effects on students' adaptive outcomes in PE. In other words, teacher autonomy
143 support fosters an individual's development because it nurtures their needs for autonomy,
144 competence, and relatedness (Vansteenkiste & Ryan, 2013). The second process involves a
145 dark pathway which indicates that controlling teaching frustrates students' needs for
146 autonomy, competence, and relatedness; and, in turn, has negative effects on students'
147 adaptive outcomes in PE. Supporting these propositions, researchers have shown that the
148 bright pathway is positively associated with adaptive student outcomes in PE such as
149 increased engagement (Cheon et al., 2016; Jang et al., 2016), autonomous motivation
150 (Haerens et al., 2018; Standage, Duda, & Ntoumanis, 2005), self-esteem (Standage &

151 Gillison, 2007), and subjective vitality (Liu et al., 2017). Researchers focusing on youth
152 swimming and soccer have also found positive associations between the coaching climate,
153 need satisfaction, and participants' development of goal setting, leadership, and emotional
154 skills (Coatsworth & Conroy, 2009; Taylor & Bruner, 2012). Although fewer studies have
155 been conducted on the dark pathway (Haerens et al., 2015), researchers have highlighted that
156 the dark pathway can have inverse relationships with positive outcomes in PE such as
157 students' engagement (De Meyer et al., 2016), autonomous motivation (Haerens et al., 2015),
158 and subjective vitality (Liu et al., 2017). Such findings align with Vansteenkiste and Ryan's
159 (2013) overview of SDT, which highlighted that need frustration can serve to hinder a
160 person's growth and development. More specifically, Cheon et al. (2018) proposed that the
161 dual-process model predicts mild but significant cross-over effects that include controlling
162 teaching and need frustration diminishing positive outcomes in PE.

163 Taking into account the research outlined above, the present study extended these
164 findings on the bright and dark sides of SDT into the less researched area of life skills
165 development in PE. This is an important contribution as Van den Berghe, Vansteenkiste,
166 Cardon, Kirk, and Haerens (2014) suggested in their review of the SDT in PE literature that
167 investigating a broader set of learning outcomes would be an important step forward for PE
168 research and teaching. Life skills development is a particularly novel outcome as Van den
169 Berghe et al. (2014) highlighted that most studies have focused on the following learning
170 outcomes: motor outcomes, affective outcomes, engagement, effort, and activity levels. The
171 current study is the first to investigate if the bright and dark side of SDT help explain the
172 mechanisms by which students may develop their life skills through PE.

173 **The Present Study**

174 The purpose of this study was to investigate students' life skills development in PE
175 using SDT as a theoretical framework. Our first aim was to investigate whether perceived

176 teacher autonomy support was positively related to students' basic need satisfaction and life
177 skills development in PE (i.e., to assess the bright side of SDT). Based on the propositions of
178 various researchers (e.g., Hodge et al., 2012; Vansteenkiste & Ryan, 2013) and findings from
179 youth sport (e.g., Taylor & Bruner, 2012), we hypothesized that basic need satisfaction would
180 mediate the positive relationships between students' perceptions of teacher autonomy support
181 and their life skills development in PE. Our second aim was to assess whether perceived
182 controlling teaching and basic need frustration were negatively related to students' life skills
183 development in PE (i.e., to assess the dark side of SDT). Based on previous research (e.g.,
184 De Meyer et al., 2016; Liu et al., 2017), we hypothesized that basic need frustration would
185 mediate the negative relationships between students' perceptions of controlling teaching and
186 their life skills development in PE.

187 **Methods**

188 **Participants**

189 The participants were 407 PE students ($M_{\text{age}} = 13.71$, $SD = 1.23$, range = 12–17 years)
190 who completed measures of perceived autonomy-supportive and controlling teaching, basic
191 need satisfaction and frustration, and life skills development in PE. The sample included
192 male ($n = 217$) and female ($n = 189$) students (one student failed to indicate their gender)
193 from five schools in England and one school in Ireland. Participants were predominantly
194 English (70.0%) and Irish (17.0%), with a small number of other ethnicities included in the
195 sample (e.g., Indian, Pakistani, and Filipino). The students took part in PE for an average of
196 2.05 hours per week ($SD = 0.76$) and 28.7% of the sample were taking PE as an exam
197 subject. In total, 39 teachers and 44 classes were included in the sample with an average of
198 9.3 students per class. Although the pedagogical approach of the teachers was not assessed,
199 none of the PE departments indicated that their teachers focused on life skills in their lessons.
200 In PE lessons, the students participated in a wide range of sports including soccer, cricket,

201 Gaelic football, gymnastics, dance, basketball, volleyball, track and field, swimming, tennis
202 and badminton. Overall, 78.2% of students took part in sport outside of PE, which included
203 students participating in between 1–7 different sports ($M_{\text{sports}} = 1.5$, $SD = 1.21$) for an average
204 of 4.54 hours per week. In terms of exercise, 71.8% of students engaged in other forms of
205 exercise (e.g., walking, cycling, going to the gym) for an average of 3.12 hours per week.
206 Outside of PE, 19.7% of students participated solely in sport, 13.3% participated solely in
207 exercise, 58.5% participated in sport and exercise, and 8.6% did neither sport nor exercise.

208 Measures

209 **Autonomy-supportive and controlling teaching.** Students' perceptions of
210 autonomy-supportive teaching were assessed using a 10-item scale (see supplementary
211 materials). Five items in this scale were created based on Mageau and Vallerand's (2003)
212 review article outlining the definition and components of coach autonomy support; three
213 items were drawn from Appleton, Ntoumanis, Quested, Viladrich, and Duda's (2016)
214 Empowering and Disempowering Motivational Climate Questionnaire; and two items were
215 from the Sport Climate Questionnaire (Deci, 2001). Example items in the autonomy support
216 scale included "Gives students choices and options" and "Encourages students to ask
217 questions". Students' perceptions of controlling teaching were assessed using the 10-item
218 controlling subscale of the Empowering and Disempowering Motivational Climate
219 Questionnaire (Appleton et al., 2016) which was modified for the PE setting. Example items
220 included "Is less supportive of students when they are not performing well in PE" and
221 "Threatens to punish students to keep them in line during PE classes". The item stem used
222 for both scales was "My PE teacher..." and participants responded on a scale ranging from 1
223 (*strongly disagree*) to 5 (*strongly agree*). Appleton et al. (2016) previously evidenced the
224 validity and reliability of the controlling scale with youth sport participants. After removing
225 one controlling item ("Mainly uses rewards/praise to make students complete all the tasks

226 he/she sets during PE classes”) with a poor factor loading ($< .40$), confirmatory factor
227 analysis (CFA) indicated that a two-factor model (including perceived autonomy-supportive
228 and controlling teaching) provided an adequate fit according to Marsh, Hau, and Wen’s
229 (2004) recommendations for assessing model fit (see supplementary materials). The alpha
230 values for the two scales were as follows: autonomy-supportive teaching ($\alpha = .94$) and
231 controlling teaching ($\alpha = .90$).

232 **Basic needs satisfaction and frustration.** Need satisfaction and frustration were
233 assessed using the PE version (Haerens et al., 2015) of the Basic Needs Satisfaction and
234 Frustration Scale (Chen et al., 2015). This 24-item scale has the following item stem “During
235 PE lessons...” Using four items for each factor, the scale assesses autonomy satisfaction (“I
236 feel a sense of choice and freedom in the things I undertake”), competence satisfaction (“I
237 feel competent I can do the exercises well”), relatedness satisfaction (“I feel close and
238 connected with the class members that are important to me”), autonomy frustration (“I feel
239 obligated to do certain things”), competence frustration (“I feel insecure about my abilities”),
240 and relatedness frustration (“I feel excluded from the group I want to belong to”).
241 Participants responded on a scale ranging from 1 (*not true at all*) to 7 (*completely true*).
242 Haerens et al. (2015) have provided evidence for the validity and reliability of this scale. Our
243 CFA analysis demonstrated that a model consisting of two higher-order factors (need
244 satisfaction and frustration) and six lower-order factors (autonomy, competence, and
245 relatedness satisfaction; and autonomy, competence, and relatedness frustration) provided an
246 adequate fit (see supplementary materials). The alpha values for the six subscales – along
247 with total need satisfaction and frustration – ranged from .85 to .92.

248 **Life skills development.** The 43-item Life Skills Scale for Sport (Cronin & Allen,
249 2017) was used to measure students’ perceived life skills development. As the measure was
250 originally developed for sport, the adapted item stem was: “PE classes have taught me to...”

251 Example items included: teamwork (7 items; “work well within a team/group”), goal setting
252 (7 items; “set challenging goals”), social skills (5 items; “get involved in group activities”),
253 problem solving and decision making (4 items; “think carefully about a problem”), emotional
254 skills (4 items; “use my emotions to stay focused”), leadership (8 items; “organise
255 team/group members to work together”), time management (4 items; “manage my time
256 well”), and interpersonal communication (4 items; “speak clearly to others”). Participants
257 responded on the following scale: 1 (*not at all*), 2 (*a little*), 3 (*some*), 4 (*a lot*), and 5 (*very*
258 *much*). The factorial validity and internal consistency reliability of this scale has been
259 supported with PE students (Cronin et al., 2018). In the present sample, CFA indicated that
260 an eight-factor model including all eight life skills provided an adequate fit (see
261 supplementary materials). The alpha values for the eight subscales ranged from .90–.94.

262 **Procedures**

263 Following approval from Edge Hill University’s ethics committee (approval number
264 = SPA-REC-2016-366), schools were recruited, and the data collection took place in PE
265 lessons and form classes (i.e., classes used to take attendance and prepare for the school day)
266 during the middle of the autumn school term. Prior to students completing the survey,
267 informed consent was obtained from either the student (if > 16 years) or the student’s parent
268 or guardian (if < 16 years). Students completed the survey after the researcher gave a
269 standardised introductory statement which explained the purpose of the study, that neither
270 their name nor their teacher’s name was required, there were no right or wrong answers, and
271 all information would be kept confidential. The survey took approximately 15–20 minutes to
272 complete.

273 **Statistical Analyses**

274 SPSS Version 25.0 (IBM Corporation, 2017) was used for our preliminary analyses,
275 descriptive statistics, and to calculate correlations between the study variables. MLwiN

276 Version 3.01 (Rasbach, Steele, Browne, & Goldstein, 2017) was used to assess whether
277 multilevel analyses would be appropriate with the data. Specifically, we calculated intraclass
278 correlation coefficients (ICCs) at the school and class level for all variables. ICCs greater
279 than .10 (Preacher, Zhang, & Zyphur, 2011) indicate that a considerable portion of the
280 variance is at the school or class level and multilevel modelling is appropriate. For the
281 mediation analyses, we firstly assessed whether there were significant correlations between
282 our predictor, mediator and criterion variables before proceeding with our analyses. In line
283 with the recommendation that one “looks for mediators if there is already a strong relation
284 between a predictor and an outcome and one wishes to explore the mechanism behind that
285 relation” (Frazier, Tix, and Barron, 2004, p. 117), our main criteria for pursuing mediation
286 analyses was that the predictor variable was significantly related to our criterion variable
287 (Mathieu & Taylor, 2006). Additionally, we looked at whether the predictor variable was
288 significantly correlated with the mediator variables and the mediator variables were
289 significantly related to the criterion variables. When conducting the mediation analyses, we
290 used model number four of the PROCESS macro for SPSS (Hayes, 2013) with 20,000
291 bootstrap resamples and a 95% bias corrected confidence interval (CI). This analysis allows
292 for an estimation of direct and indirect effects in models with multiple mediators and
293 performs better than other techniques in terms of statistical power and Type I error control
294 (Hayes, 2009). In line with Mathieu and Taylor’s (2006) distinction between mediation and
295 indirect effects, we first assessed whether mediation was occurring before assessing the
296 indirect effect of each potential mediator. Full mediation occurs when a statistically
297 significant regression coefficient ($p < .05$) for the total effect reduces to a non-significant
298 regression coefficient ($p > .05$) for the direct effect when the mediators are entered into the
299 model. Partial mediation occurs when a significant regression coefficient ($p < .05$) for the
300 total effect reduces in value, but is still statistically significant for the direct effect, when the

301 mediators are entered into the model. There is an indirect effect when zero is not included
302 within the lower and upper bound CI and $p < .05$ for each potential mediator. Researchers
303 have investigated mediation in past studies using the same approach (e.g., Felton & Jowett,
304 2013) and Hayes, Montoya, and Rockwood (2017) found that the PROCESS macro and
305 structural equation modelling (SEM) programs produce results that are substantively
306 identical. In the present study, we compared our PROCESS macro results with results using
307 SEM for one complete model and found that they were practically identical (results available
308 upon request from the lead author). In terms of effect sizes within our analyses, correlations
309 were judged as small ($r = \pm .10$ to $\pm .29$), medium ($r = \pm .30$ to $\pm .49$), or large ($r > \pm .50$)
310 based on Cohen's (1988) criteria. R^2 values for each mediation model were also converted to
311 Cohen's f^2 (an effect size measure) using the following formula (R^2 divided by $1 - R^2$) and can
312 be judged as small ($f^2 \geq .02$), medium ($f^2 \geq .15$), or large ($f^2 \geq .35$) based on Cohen's (1988)
313 guidelines.

314 **Results**

315 **Preliminary Analyses**

316 Missing value analysis indicated that each individual item was left blank an average
317 of one time across the sample of 407 participants ($SD = 1.53$; range = 0–9) and the data was
318 missing at random. As the percentage of missing data was very low (0.2%) and we wanted to
319 minimise lost data, a mean substitution was performed. The main study variables were then
320 assessed for normality, with skewness values ranging from -0.59 to 0.94 and kurtosis values
321 ranging from -1.12 to 0.22, indicating reasonable normality (Tabachnick & Fidell, 2013). We
322 then assessed potential gender, age group (12–14 versus 15–17 year olds), and country
323 (England versus Ireland) differences on all variables. Results showed that there were gender
324 and country differences for the study variables, whereas there were no age group differences
325 (see supplementary materials). Therefore, we controlled for gender and country in our

326 mediation analyses. Our analyses to assess if multilevel modeling would be appropriate
327 revealed that the mean ICC at the school-level was .02 (Range = 0–.10; *SD* = .03) and at the
328 class-level was .02 (Range = 0–.06; *SD* = .02). As these values were less than the criteria for
329 multilevel analysis to be appropriate (Preacher et al., 2011), we proceeded with our analyses
330 at the individual level.

331 **Descriptive Statistics**

332 Table 1 presents the means, standard deviations, reliability coefficients, and
333 correlations for the study variables. The mean scores for perceived teacher autonomy support
334 and controlling teaching indicated that the students felt their PE teachers were displaying
335 moderately high levels of autonomy support and moderately low levels of controlling
336 behaviors. The mean scores for basic need satisfaction and frustration showed that
337 participants scored moderately high on need satisfaction and moderately low on need
338 frustration. Mean scores on the LSSS indicated that participants perceived they were
339 developing all of the life skills through PE to ‘some’ extent (3 on the response scale). The
340 correlations between perceived teacher autonomy support and students’ basic need satisfaction
341 (*r* range = .44–.58) and the eight life skills (*r* range = .45–.51) were significant and positive.
342 Satisfaction of the three basic needs and total need satisfaction were also positively related to
343 all eight life skills (*r* range = .42–.75). The correlations between perceived controlling
344 teaching and students’ basic need frustration (*r* range = .34–.44) were significant and positive.
345 However, perceived controlling teaching was not significantly related to any of the eight life
346 skills and 19 of the 24 possible correlations between autonomy, competence, and relatedness
347 frustration and the eight life skills were not significant. The exceptions were three small
348 significant positive relationships between autonomy, competence, and relatedness frustration
349 and emotional skills (*r* range = .11–.19), and two small significant positive relationships
350 between autonomy and competence frustration and problem solving and decision making

351 (both r coefficients = .12). Likewise, total need frustration had small significant positive
352 relationships with only emotional skills ($r = .17$) and problem solving and decision making (r
353 = .12). The correlational results meant that we only conducted mediation analyses on the
354 bright side of SDT. In line with the recommendations of several researchers (e.g., Frazier et
355 al., 2004; Mathieu & Taylor, 2006), we did not conduct mediation analyses on the dark side as
356 there were no statistically significant relationships between students' perceptions of
357 controlling teaching (i.e., the predictor variable) and the eight life skills (i.e., the criterion
358 variables). Of additional importance was the lack of consistent relationships between
359 frustration of the three basic needs (i.e., the potential mediating variables) and the eight life
360 skills (i.e., the criterion variables).

361 **Mediation Analyses**

362 Prior to conducting our mediation analyses, we assessed the structural model fit of the
363 bright side models. As can be seen in Table A of the supplementary materials, these models
364 had an adequate fit based on Marsh et al.'s (2004) recommendations for assessing model fit.
365 Figure 1 displays unstandardized regression coefficients for each of the mediation models. In
366 all models, perceived teacher autonomy support was included as the predictor variable.
367 Satisfaction of the needs for autonomy, competence, and relatedness were included as parallel
368 mediators. Teamwork, goal setting, social skills, problem solving and decision making,
369 emotional skills, leadership, time management, and interpersonal communication were
370 included as criterion variables. Results of the indirect effects of perceived teacher autonomy
371 support on each life skill through the three mediators can be seen in Table 2. From this table,
372 we can see whether there is a total indirect effect and what effect, if any, each of the mediators
373 is having. The total indirect effect also represents the indirect effect of total need satisfaction,
374 as it is the sum of the indirect effects for each mediator. Lastly, Figure 2 displays the
375 mediation models when total need satisfaction was included as a sole mediator.

376 The mediational models in Figure 1 showed that perceived teacher autonomy support
377 was positively associated with the three mediators: autonomy, competence, and relatedness
378 satisfaction. In terms of the mediators, autonomy satisfaction and relatedness satisfaction
379 were positively related to all eight life skills. Competence satisfaction was only positively
380 associated with teamwork, goal setting, and leadership skills.

381 The total effect of perceived teacher autonomy support on teamwork was significant
382 (Model A). When the mediators were entered into the model, the direct effect of perceived
383 teacher autonomy support on teamwork was still significant although reduced, suggesting
384 partial mediation. The indirect effects of perceived teacher autonomy support on teamwork,
385 via autonomy, competence, and relatedness satisfaction, were positive and significant.

386 The total effect of perceived teacher autonomy support on goal setting was significant
387 (Model B). When the mediators were entered into the model, the direct effect of perceived
388 teacher autonomy support on goal setting was still significant although reduced, suggesting
389 partial mediation. The indirect effects of perceived teacher autonomy support on goal setting,
390 via autonomy, competence, and relatedness satisfaction, were positive and significant.

391 The total effect of perceived teacher autonomy support on social skills was significant
392 (Model C). When the mediators were entered into the model, the direct effect of perceived
393 teacher autonomy support on social skills was still significant although reduced, suggesting
394 partial mediation. The indirect effects of perceived teacher autonomy support on social
395 skills, via autonomy and relatedness satisfaction, were positive and significant.

396 The total effect of perceived teacher autonomy support on problem solving and
397 decision making was significant (Model D). When the mediators were entered into the
398 model, the direct effect of perceived teacher autonomy support on problem solving and
399 decision making was still significant although reduced, suggesting partial mediation. The
400 indirect effects of perceived teacher autonomy support on problem solving and decision

401 making, via autonomy and relatedness satisfaction, were positive and significant.

402 The total effect of perceived teacher autonomy support on emotional skills was
403 significant (Model E). When the mediators were entered into the model, the direct effect of
404 perceived teacher autonomy support on emotional skills was not significant, suggesting full
405 mediation. The indirect effects of perceived teacher autonomy support on emotional skills,
406 via autonomy and relatedness satisfaction, were positive and significant.

407 The total effect of perceived teacher autonomy support on leadership was significant
408 (Model F). When the mediators were entered into the model, the direct effect of perceived
409 teacher autonomy support on leadership was still significant although reduced, suggesting
410 partial mediation. The indirect effects of perceived teacher autonomy support on leadership,
411 via autonomy, competence, and relatedness satisfaction, were positive and significant.

412 The total effect of perceived teacher autonomy support on time management was
413 significant (Model G). When the mediators were entered into the model, the direct effect of
414 perceived teacher autonomy support on time management was still significant although
415 reduced, suggesting partial mediation. The indirect effects of perceived teacher autonomy
416 support on time management, via autonomy and relatedness satisfaction, were positive and
417 significant.

418 The total effect of perceived teacher autonomy support on interpersonal
419 communication skills was significant (Model H). When the mediators were entered into the
420 model, the direct effect of perceived teacher autonomy support on interpersonal
421 communication skills was still significant although reduced, suggesting partial mediation.
422 The indirect effects of perceived teacher autonomy support on interpersonal communication
423 skills, via autonomy and relatedness satisfaction, were positive and significant.

424 Finally, we analyzed models which had total need satisfaction as the sole mediator
425 (Figure 2, Models A–H). These models showed that perceived teacher autonomy support

426 was positively associated with total need satisfaction and total need satisfaction was
427 positively related to all eight life skills. For all models, when total need satisfaction was
428 entered as a mediator, the direct effect of perceived teacher autonomy support on all eight life
429 skills was reduced but still significant. Furthermore, the results from Table 2 indicate total
430 indirect effects for each model (which represents total need satisfaction). Combined, these
431 results showed that total need satisfaction partially mediated the relationships between
432 perceived teacher autonomy support and students' life skills development in PE.

433 Discussion

434 The purpose of the present study was to assess students' life skills development in PE
435 using SDT (Ryan & Deci, 2017) as a theoretical framework. On the bright side of SDT, our
436 correlational results indicated that students' perceptions of teacher autonomy support were
437 positively associated with their basic need satisfaction and development of all eight life skills.
438 Additionally, satisfaction of the three basic needs was positively related to students' life skills
439 development. Such findings are similar to past research showing that perceptions of
440 autonomy-supportive teaching and basic need satisfaction are positively associated with PE
441 students' engagement (Cheon et al., 2016), autonomous motivation (Haerens et al., 2018),
442 self-esteem (Standage & Gillison, 2007), and subjective vitality (Liu et al., 2017). Given that
443 researchers interested in SDT in PE have focused primarily on motor outcomes, affective
444 outcomes, engagement, effort, and activity levels, our positive findings in relation to life
445 skills development addresses the call for an examination of a wider range of outcomes (Van
446 den Berghe et al., 2014) and provides an impetus for future research in this area.

447 On the dark side of SDT, our correlational results indicated that students' perceptions
448 of controlling teaching were only associated with basic need frustration and had no
449 significant relationships with students' life skills development. Thus, our hypothesis that the
450 negative relationships between students' perceptions of controlling teaching and their life

451 skills development would be mediated by basic need frustration could not be supported.
452 Interestingly, the only significant relationships between need frustration and the eight life
453 skills were small positive relationships between frustration of the three basic needs and
454 students' emotional skills, and between autonomy and competence frustration and students'
455 problem solving and decision making skills. Similarly, total need frustration had small
456 positive relationships with both emotional skills and problem solving and decision making.
457 An explanation for these unexpected positive relationships comes from the coping literature,
458 where numerous researchers have shown that two methods that adolescents use to cope with
459 negative experiences, stressful situations, or frustrations are problem and emotion-focused
460 coping (Compas, Connor-Smith, Saltzman, Thomsen, & Wadsworth, 2001; Hampel &
461 Petermann, 2005; Zimmer-Gembeck & Skinner, 2011). As such, it is possible that students
462 learn to cope with need frustration in PE by utilizing and developing their emotional and
463 problem solving skills. The proposition that negative experiences can lead to positive
464 outcomes is also supported by Dworkin and Larson (2007) who suggested that negative
465 experiences in organized youth activities (including sport) can lead to positive development,
466 if the student learns to confront the emotion or solve the problem that created the negative
467 experience. Additionally, when outlining their principles of need satisfaction and frustration,
468 Vansteenkiste and Ryan (2013) expressed the idea that need frustration can sometimes lead
469 to positive outcomes such as resilience in people. Overall, the general lack of associations
470 we found between students' perceptions of controlling teaching/need frustration and the eight
471 life skills contrasted with previous studies which showed that perceptions of controlling
472 teaching/need frustration can have negative relationships with adaptive student outcomes in
473 PE such as increased engagement (De Meyer et al., 2016), autonomous motivation (Haerens
474 et al., 2015), and subjective vitality (Liu et al., 2017). This may have been due to differences
475 between the life skills measured in the current study and the positive outcomes measured in

476 previous studies. Specifically, students' perceptions of controlling teaching and need
477 frustration may have greater effects on behaviors, cognitions, or feelings directly experienced
478 during PE lessons such as student engagement, autonomous motivation, and subjective
479 vitality, as compared to students' life skills development in PE which may occur in a more
480 subtle or implicit manner. Future research is needed to further investigate this proposition
481 and test possible indirect effects between students' perceptions of controlling teaching, needs
482 frustration, and emotional skills and problem solving and decision making. Additionally, we
483 must note that researchers have found positive relationships between perceptions of
484 controlling teaching/need frustration and negative outcomes in PE such as amotivation
485 (Cheon et al., 2016), antisocial behavior (Cheon et al., 2018), oppositional defiance (De
486 Meyer et al., 2016), and negative affect (Behzadnia, Adachi, Deci, & Mohammadzadeh,
487 2018; Liu et al., 2017;). Such findings indicate that despite having no negative associations
488 with life skills development in the present study, negative effects may still result from
489 students' perceptions of controlling teaching and need frustration in PE.

490 Following on from the correlational results on the bright side, our mediational
491 analyses showed that both autonomy and relatedness satisfaction mediated the positive
492 relationships between perceived teacher autonomy support and the development of all eight
493 life skills. Competence satisfaction only mediated the relationships between perceived
494 teacher autonomy support and the development of teamwork, goal setting, and leadership
495 skills. In other words, when teachers are perceived as providing autonomy support in PE,
496 students are likely to develop teamwork, goal setting, and leadership skills because their
497 needs for autonomy, relatedness, and competence are satisfied. In addition, when teachers
498 are perceived as providing autonomy support in PE, students are likely to develop social
499 skills, problem solving and decision making, emotional skills, time management, and
500 interpersonal communication skills, because their needs for autonomy and relatedness are

501 satisfied. These findings indicated that despite being viewed as crucial to a PE teacher's role
502 (Curran & Standage, 2017; Ntoumanis, 2012), satisfaction of students' competence plays less
503 of a part in students' development of certain life skills as compared to autonomy and
504 relatedness satisfaction. In PE classes with students possessing a wide range of abilities, it
505 may be the case that feeling autonomous in PE and relating well with one's peers and the
506 teacher is more important in terms of developing social skills, problem solving and decision
507 making, emotional skills, time management, and interpersonal communication skills as
508 compared to competence satisfaction. This may be the case as there are close parallels
509 between autonomy and relatedness satisfaction and these specific life skills. For example,
510 there are clear links between relatedness satisfaction and the development of social skills and
511 between autonomy satisfaction and the development of problem solving and decision making
512 skills. This being said, our findings also provided support for the idea that perceptions of
513 autonomy-supportive teaching fosters students' life skills development through the nurturing
514 of the three basic needs combined (Hodge et al., 2012). Future qualitative research should
515 explore in greater detail how perceptions of specific autonomy-supportive teaching behaviors
516 (e.g., encouraging students to work together) leads to the development of particular life skills
517 (e.g., social skills) through the satisfaction of specific needs (e.g., relatedness satisfaction).

518 **Practical Implications**

519 In practical terms, our findings indicated that the provision of autonomy support is a
520 particularly important skill for PE teachers to develop. Should PE teachers wish to promote
521 students' perceptions of teacher autonomy support, they could look to exhibit the following
522 autonomy-supportive behaviors in their lessons: (a) listening carefully, (b) creating
523 opportunities for curiosity and initiative, (c) providing opportunities for peer learning and
524 cooperation, (d) arranging learning environments that encourage active participation, (e)
525 encouraging effort, (f) praising development and mastery, (g) offering progress-enabling

526 feedback, (h) responding consistently to students' questions and queries, and (i)
527 communicating a clear acknowledgement of students' perspectives (Reeve, 2006). Based on
528 our findings, such behaviors should help students to develop specific life skills in PE. For
529 instance, a teacher could create opportunities for curiosity and initiative in their lessons to
530 promote students' autonomy satisfaction; and, in turn, help students to develop their problem
531 solving and decision making skills. Research also suggests that teachers could endeavor to
532 exhibit behaviors that promote students' needs for competence and relatedness (Standage et
533 al., 2005). For example, suitably challenging learning activities and constructive feedback
534 could promote students' competence satisfaction; whereas, peer-learning groups (e.g.,
535 students demonstrating skills to each other) or cooperative games may promote students'
536 relatedness satisfaction. Needs-supportive teaching is not only likely to satisfy the three
537 basic needs, but may also develop students' life skills through role modelling particular life
538 skills (e.g., interpersonal communication and social skills), facilitating the practice of specific
539 life skills (e.g., goal setting and teamwork), and supporting the development of other life
540 skills (e.g., time management and leadership).

541 **Limitations and Future Directions**

542 One limitation of the present study is that all data was collected via student self-
543 report, which has limits in terms of memory recall, response accuracy, social desirability, and
544 common method variance (Brenner & DeLamater, 2014; Donaldson & Grant-Vallone, 2002).
545 As such, future studies could assess autonomy-supportive and controlling teaching using
546 trained classroom observers – an approach used successfully in recent research (Cheon et al.,
547 2018) – and assess life skills development via alternative parent, peer, or teacher ratings. A
548 second limitation was that we did not assess other aspects of SDT which may be important
549 for students' life skills development. For example, future studies could assess how PE
550 teachers' provision of structure and interpersonal involvement (Ntoumanis, 2012) influence

551 the extent to which students' needs for competence and relatedness are satisfied and, in turn,
552 impact upon students' life skills development. A third limitation of our cross-sectional study
553 is that it does not allow for causal interpretations of the findings. Additionally, some
554 researchers (e.g., García-Bengoechea & Johnson, 2001) propose that youth development can
555 be further understood if studied over time. As such, building on our initial positive findings,
556 future SDT research investigating life skills development in PE should look to utilize both
557 longitudinal and experimental research designs. Moreover, given the success of interventions
558 designed to help PE teachers become more autonomy supportive and less controlling (e.g.,
559 Cheon et al., 2016), future research could investigate the effect of such an intervention on
560 students' life skills development in PE. A fourth limitation of our research is that we focused
561 solely on positive outcomes within our study (i.e., the development of eight life skills). In
562 this regard, it is likely that students' perceptions of teacher autonomy support and basic need
563 satisfaction are related to positive outcomes in PE; whereas, their perceptions of controlling
564 teaching and need frustration are associated with negative outcomes. Given that other
565 researchers have included both positive and negative outcomes when investigating the bright
566 and dark side of SDT in their studies (e.g., De Meyer et al., 2016; Behzadnia et al., 2018),
567 future research could investigate potential negative outcomes alongside life skills
568 development in PE.

569 **Conclusion**

570 Within the present study, our findings indicated that English and Irish students
571 perceived that to some extent they are developing teamwork, goal setting, social skills,
572 problem solving and decision making, emotional skills, leadership, time management, and
573 interpersonal communication skills through PE. Grounded in SDT (Ryan & Deci, 2017), our
574 novel findings showed that students' perceptions of teacher autonomy support are related to
575 their life skills development in PE through the satisfaction of the needs for autonomy,

576 competence, and relatedness. These findings demonstrate the potential for future studies to
577 investigate PE students' life skills development via the bright side of SDT. In practice, our
578 findings indicate that PE teachers seeking to foster students' life skills development may
579 endeavor to create an autonomy-supportive climate that satisfies students' three basic needs.

580

581

582

583

584

585

586

587

588

589

590

591

592

593

594

595

596

597

598

599

600

601 References

- 602 Appleton, P. R., Ntoumanis, N., Quested, E., Viladrich, C., & Duda, J. L. (2016). Initial
603 validation of the coach-created Empowering and Disempowering Motivational
604 Climate Questionnaire (EDMCQ-C). *Psychology of Sport and Exercise*, 22, 53–65.
- 605 Bailey, R., Hillman, C., Arent, S., & Petitpas, A. (2013). Physical activity: An
606 underestimated investment in human capital? *Journal of Physical Activity and Health*,
607 10(3), 289–308.
- 608 Bartholomew, K. J., Ntoumanis, N., Ryan, R. M., & Thøgersen-Ntoumani, C. (2011).
609 Psychological need thwarting in the sport context: Assessing the darker side of
610 athletic experience. *Journal of Sport & Exercise Psychology*, 33(1), 75–102.
- 611 Bean, C., Kramers, S., Forneris, T., & Camiré, M. (2018). The implicit/explicit continuum of
612 life skills development and transfer. *Quest*, 70(4), 456–470.
- 613 Behzadnia, B., Adachi, P. J., Deci, E. L., & Mohammadzadeh, H. (2018). Associations
614 between students' perceptions of physical education teachers' interpersonal styles and
615 students' wellness, knowledge, performance, and intentions to persist at physical
616 activity: A self-determination theory approach. *Psychology of Sport and Exercise*, 39,
617 10–19.
- 618 Brenner, P. S., & DeLamater, J. D. (2014). Social desirability bias in self-reports of physical
619 activity: Is an exercise identity the culprit? *Social Indicators Research*, 117(2), 489–
620 504.
- 621 Chen, B., Vansteenkiste, M., Beyers, W., Boone, L., Deci, E. L., Van der Kaap-Deeder, J.,...
622 Ryan, R. M. (2015). Basic psychological need satisfaction, need frustration, and need
623 strength across four cultures. *Motivation and Emotion*, 39(2), 216–236.

- 624 Cheon, S. H., Reeve, J., & Ntoumanis, N. (2018). A needs-supportive intervention to help PE
625 teachers enhance students' prosocial behavior and diminish antisocial behavior.
626 *Psychology of Sport and Exercise*, 35, 74–88.
- 627 Cheon, S. H., Reeve, J., & Song, Y-G. (2016). A teacher-focused intervention to decrease PE
628 students' amotivation by increasing need satisfaction and decreasing need frustration.
629 *Journal of Sport & Exercise Psychology*, 38(3), 217–235.
- 630 Coatsworth, J. D., & Conroy, D. E. (2009). The effects of autonomy-supportive coaching,
631 need satisfaction, and self-perceptions on initiative and identity in youth swimmers.
632 *Developmental Psychology*, 45(2), 320–328.
- 633 Cohen, J. (1988). *Statistical power analysis for the behavioural sciences*. Hillsdale, NJ:
634 Erlbaum.
- 635 Compas, B. E., Connor-Smith, J. K., Saltzman, H., Thomsen, A. H., & Wadsworth, M. E.
636 (2001). Coping with stress during childhood and adolescence: Problems, progress, and
637 potential in theory and research. *Psychological Bulletin*, 127(1), 87–127.
- 638 Cronin, L. D., & Allen, J. (2017). Development and initial validation of the Life Skills Scale
639 for Sport. *Psychology of Sport and Exercise*, 28, 105–119.
- 640 Cronin, L., Allen, J., Russell, P., & Mulvenna, C. (2018). Life skills development and well-
641 being in physical education: The importance of the teaching climate and the 'pile-up'
642 effect of total life skills. *Physical Education and Sport Pedagogy*, 23(2), 181–196.
- 643 Curran, T., & Standage, M. (2017). Psychological needs and the quality of student
644 engagement in physical education: Teachers as key facilitators. *Journal of Teaching*
645 *in Physical Education*, 36(3), 262–276.
- 646 Danish, S., Forneris, T., Hodge, K., & Heke, I. (2004). Enhancing youth development
647 through sport. *World Leisure*, 46(3), 38–49.

- 648 Danish, S. J., Forneris, T., & Wallace, I. (2005). Sport-based life skills programming in the
649 schools. *Journal of Applied School Psychology, 21*(2), 41–62.
- 650 Deci, E. L. (2001). *The Sport Climate Questionnaire*. Retrieved from
651 <http://selfdeterminationtheory.org/pas-sport-climate/>
- 652 De Meyer, J., Soenens, B., Vansteenkiste, M., Aelterman, N., Van Petegem, S., & Haerens,
653 L. (2016). Do students with different motives for physical education respond
654 differently to autonomy-supportive and controlling teaching? *Psychology of Sport and*
655 *Exercise, 22*, 72–82.
- 656 Donaldson, S. I., & Grant-Vallone, E. J. (2002). Understanding self-report bias in
657 organizational behavior research. *Journal of Business and Psychology, 17*(2), 245–
658 260.
- 659 Dworkin, J. B., & Larson, R. (2007). Adolescents' negative experiences in organized youth
660 activities. *Journal of Youth Development, 3*(1). Retrieved from
661 http://www.nae4ha.org/directory/jyd/jyd_issues.aspx.
- 662 Dyson, B., Griffin, L. L., & Hastie, P. (2004). Sport education, tactical games, and
663 cooperative learning: Theoretical and pedagogical considerations. *Quest, 56*(2), 226–
664 240.
- 665 Felton, L., & Jowett, S. (2013). Attachment and well-being: The mediating effects of
666 psychological needs satisfaction within the coach–athlete and parent–athlete relational
667 contexts. *Psychology of Sport and Exercise, 14*(1), 57–65.
- 668 Fraser-Thomas, J. L., Côté, J., & Deakin, J. (2005). Youth sport programs: An avenue to
669 foster positive youth development. *Physical Education and Sport Pedagogy, 10*(1),
670 19–40.
- 671 Frazier, P. A., Tix, A. P., & Barron, K. E. (2004). Testing moderator and mediator effects in
672 counseling psychology research. *Journal of Counseling Psychology, 51*(1), 115–134.

- 673 García-Bengoechea, E., & Johnson, G. M. (2001). Ecological systems theory and children's
674 development in sport: Toward a process-person-context-time research paradigm.
675 *Avante*, 7, 20–31.
- 676 Goudas, M. (2010). Prologue: A review of life skills teaching in sport and physical education.
677 *Hellenic Journal of Psychology*, 7, 241–258.
- 678 Goudas, M., & Giannoudis, G. (2008). A team-sports-based life-skills program in a physical
679 education context. *Learning and Instruction*, 18(6), 528–536.
- 680 Gould, D., & Carson, S. (2008). Life skills development through sport: Current status and
681 future directions. *International Review of Sport and Exercise Psychology*, 1(1), 58–
682 78.
- 683 Haerens, L., Aelterman, N., Vansteenkiste, M., Soenens, B., & Van Petegem, S. (2015). Do
684 perceived autonomy-supportive and controlling teaching relate to physical education
685 students' motivational experiences through unique pathways? Distinguishing between
686 the bright and dark side of motivation. *Psychology of Sport and Exercise*, 16, 26–36.
- 687 Haerens, L., Vansteenkiste, M., De Meester, A., Delrue, J., Tallir, I., Vande Broek, G.,...
688 Aelterman, N. (2018). Different combinations of perceived autonomy support and
689 control: Identifying the most optimal motivating style. *Physical Education and Sport
690 Pedagogy*, 23(1), 16–36.
- 691 Hampel, P., & Petermann, F. (2005). Age and gender effects on coping in children and
692 adolescents. *Journal of Youth and Adolescence*, 34(2), 73–83.
- 693 Hardman, K. (2011). Global issues in the situation of physical education in schools. In K.
694 Hardman & K. Green (Eds.), *Contemporary issues in physical education* (pp. 11–29).
695 Maidenhead, UK: Meyer & Meyer Sport.
- 696 Hayes, A. F. (2009). Beyond Baron and Kenny: Statistical mediation analysis in the new
697 millennium. *Communication Monographs*, 76(4), 408–420.

- 698 Hayes, A. F. (2013). *Introduction to mediation, moderation, and conditional process*
699 *analysis: A regression-based approach*. New York, NY: Guilford Publications.
- 700 Hayes, A. F., Montoya, A. K., & Rockwood, N. J. (2017). The analysis of mechanisms and
701 their contingencies: PROCESS versus structural equation modeling. *Australasian*
702 *Marketing Journal*, 25(1), 76–81.
- 703 Hellison, D., Martinek, T., & Walsh, D. (2008). Sport and responsible leadership among
704 youth. In N. Holt (Ed.), *Positive youth development through sport*, (pp. 49–60). New
705 York, NY: Routledge.
- 706 Hodge, K., & Danish, S. (1999). Promoting life skills for adolescent males through sport. In
707 A. M. Horne & M. S. Kiselica (Eds.), *Handbook of counseling boys and adolescent*
708 *males: A practitioner's guide* (pp. 55–71). Thousand Oaks, CA: Sage.
- 709 Hodge, K., Danish, S., & Martin, J. (2012). Developing a conceptual framework for life skills
710 interventions. *The Counseling Psychologist*, 41(8), 1125–1152.
- 711 Holt, N. L., Neely, K. C., Slater, L. G., Camiré, M., Côté, J., Fraser-Thomas, J.,...
712 Tamminen, K. A. (2017). A grounded theory of positive youth development through
713 sport based on results from a qualitative meta-study. *International Review of Sport*
714 *and Exercise Psychology*, 10(1), 1–49.
- 715 IBM Corporation. (2017). *SPSS Statistics for Windows* (Version 25.0). Armonk, NY: IBM
716 Corporation.
- 717 Jang, H., Kim, E. J., & Reeve, J. (2016). Why students become more engaged or more
718 disengaged during the semester: A self-determination theory dual-process model.
719 *Learning and Instruction*, 43, 27–38.
- 720 Johnston, J., Harwood, C., & Minniti, A. M. (2013). Positive youth development in
721 swimming: Clarification and consensus of key psychosocial assets. *Journal of Applied*
722 *Sport Psychology*, 25(4), 392–411.

- 723 Liu, J., Bartholomew, K., & Chung, P. K. (2017). Perceptions of teachers' interpersonal
724 styles and well-being and ill-being in secondary school physical education students:
725 The role of need satisfaction and need frustration. *School Mental Health*, 9(4), 360–
726 371.
- 727 Mageau, G. A., & Vallerand, R. J. (2003). The coach–athlete relationship: A motivational
728 model. *Journal of Sports Science*, 21(11), 883–904.
- 729 Marsh, H. W., Hau, K. T., & Wen, Z. (2004). In search of golden rules: Comment on
730 hypothesis-testing approaches to setting cutoff values for fit indexes and dangers in
731 overgeneralizing Hu and Bentler's (1999) findings. *Structural Equation Modeling*,
732 11(3), 320–341.
- 733 Mathieu, J. E., & Taylor, S. R. (2006). Clarifying conditions and decision points for
734 mediational type inferences in organizational behavior. *Journal of Organizational*
735 *Behavior*, 27(8), 1031–1056.
- 736 Ntoumanis, N. (2012). A self-determination theory perspective on motivation in sport and
737 physical education: Current trends and possible future research directions. In G. C.
738 Roberts & D. C. Treasure (Eds.), *Motivation in sport and exercise* (Vol. 3, pp. 91–
739 128). Champaign, IL: Human Kinetics.
- 740 Ntoumanis, N., Quested, E., Reeve, J., & Cheon, S. H. (2018). Need supportive
741 communication: Implications for motivation in sport, exercise, and physical activity.
742 In B. Jackson, J. A. Dimmock & J. Compton (Eds.), *Persuasion and communication*
743 *in sport, exercise, and physical activity* (pp. 155–169). Abingdon, UK: Routledge.
- 744 Preacher, K. J., Zhang, Z., & Zyphur, M. J. (2011). Alternative methods for assessing
745 mediation in multilevel data: The advantages of multilevel SEM. *Structural Equation*
746 *Modeling*, 18(2), 161–182.

- 747 Rasbach, J., Steele, F., Browne, W. J., & Goldstein, H. (2017). *A user's guide to MLwiN,*
748 *version 3.01.* Centre for Multilevel Modelling, University of Bristol.
- 749 Reeve, J. (2006). Teachers as facilitators: What autonomy-supportive teachers do and why
750 their students benefit. *The Elementary School Journal, 106*(3), 225–236.
- 751 Reeve, J. (2016). Autonomy-supportive teaching: What it is, how to do it. In J. C. Wang, W.
752 C. Liu & R. M. Ryan (Eds.), *Motivation in educational research: Translating theory*
753 *into classroom practice.* New York, NY: Springer.
- 754 Reeve, J., Deci, E. L., & Ryan, R. M. (2004). Self-determination theory: A dialectical
755 framework for understanding the socio-cultural influences on student motivation. In
756 D. McInerney & S. Van Etten (Eds.), *Research on sociocultural influences on*
757 *motivation and learning: Big theories revisited* (Vol. 4, pp. 31–59). Greenwich, CT:
758 Information Age Press.
- 759 Ryan, R. M., & Deci, E. L. (2017). *Self-determination theory: Basic psychological needs in*
760 *motivation, development, and wellness.* London, UK: Guilford Publications.
- 761 Smither, K., & Zhu, X. (2011). High school students' experiences in a Sport Education unit:
762 The importance of team autonomy and problem-solving opportunities. *European*
763 *Physical Education Review, 17*(2), 203–217.
- 764 Standage, M., Duda, J. L., & Ntoumanis, N. (2005). A test of self-determination theory in
765 school physical education. *British Journal of Educational Psychology, 75*(3), 411–
766 433.
- 767 Standage, M., & Gillison, F. (2007). Students' motivational responses toward school physical
768 education and their relationship to general self-esteem and health-related quality of
769 life. *Psychology of Sport and Exercise, 8*(5), 704–721.
- 770 Tabachnick, B. G., & Fidell, L. S. (2013). *Using multivariate statistics* (6th ed.). Boston,
771 MA: Pearson Education Inc.

- 772 Taylor, I. M., & Bruner, M. W. (2012). The social environment and developmental
773 experiences in elite youth soccer. *Psychology of Sport and Exercise, 13*(4), 390–396.
- 774 Van den Berghe, L., Vansteenkiste, M., Cardon, G., Kirk, D., & Haerens, L. (2014). Research
775 on self-determination in physical education: Key findings and proposals for future
776 research. *Physical Education and Sport Pedagogy, 19*(1), 97–121.
- 777 Vansteenkiste, M., & Ryan, R. M. (2013). On psychological growth and vulnerability: Basic
778 psychological need satisfaction and need frustration as a unifying principle. *Journal of*
779 *Psychotherapy Integration, 23*(3), 263–280.
- 780 Zimmer-Gembeck, M. J., & Skinner, E. A. (2011). The development of coping across
781 childhood and adolescence: An integrative review and critique of research.
782 *International Journal of Behavioral Development, 35*(1), 1–17.
- 783

LIFE SKILLS DEVELOPMENT IN PHYSICAL EDUCATION

33

Table 1
 Mean Scores, Standard Deviations, Reliability Coefficients and Intercorrelations for All Study Variables

	1	2	3	4	5	6	7	8	9	10	11	12	13	14	15	16	17	18
1. Autonomy support	–																	
2. Controlling teaching	-.11*	–																
3. Autonomy satisfaction	.58***	.03	–															
4. Competence satisfaction	.45***	.02	.70***	–														
5. Relatedness satisfaction	.44***	.09	.60***	.47***	–													
6. Total need satisfaction	.58***	.05	.90***	.85***	.82***	–												
7. Autonomy frustration	-.12*	.35***	.004	-.04	.13*	.04	–											
8. Competence frustration	.02	.34***	.04	-.22***	.12*	-.02	.59***	–										
9. Relatedness frustration	-.03	.41***	.02	-.13**	-.08	-.07	.46***	.68***	–									
10. Total need frustration	-.05	.44***	.02	-.16**	.06	-.02	.80***	.89***	.85***	–								
11. Teamwork	.50***	-.07	.64***	.57***	.53***	.68***	-.04	-.02	-.09	-.06	–							
12. Goal setting	.46***	-.04	.58***	.54***	.47***	.62***	.02	-.01	-.02	-.003	.69***	–						
13. Social skills	.46***	.01	.60***	.49***	.56***	.64***	.04	.05	.01	.04	.68***	.65***	–					
14. Problem solving	.47***	.07	.59***	.44***	.53***	.61***	.12*	.12*	.07	.12*	.61***	.65***	.75***	–				
15. Emotional skills	.45***	.06	.63***	.42***	.56***	.63***	.11*	.19***	.13**	.17**	.54***	.53***	.68***	.68***	–			
16. Leadership	.51***	.02	.68***	.58***	.64***	.75***	.06	.06	-.02	.04	.75***	.70***	.74***	.72***	.69***	–		
17. Time management	.48***	.01	.67***	.54***	.58***	.70***	.06	.05	.01	.05	.61***	.65***	.66***	.69***	.68***	.76***	–	
18. Communication	.48***	-.06	.64***	.51***	.57***	.67***	.04	.02	.001	.03	.62***	.55***	.72***	.66***	.61***	.72***	.70***	–
Mean score	3.54	2.46	3.06	3.45	3.22	3.24	2.84	2.45	2.09	2.46	3.51	3.27	3.11	2.98	2.66	3.22	2.94	3.21
Standard deviation	0.95	0.97	1.04	1.01	1.08	0.89	1.12	1.14	1.19	0.97	0.88	1.04	1.12	1.07	1.22	1.05	1.18	1.18
Alpha value	.94	.90	.88	.89	.87	.92	.85	.85	.91	.91	.90	.94	.90	.91	.92	.94	.92	.92

Note. $N = 407$. Problem solving = problem solving & decision making; Communication = interpersonal communication skills. All variables were measured on a 1–5 response scale.

* $p < .05$, ** $p < .01$, *** $p < .001$.

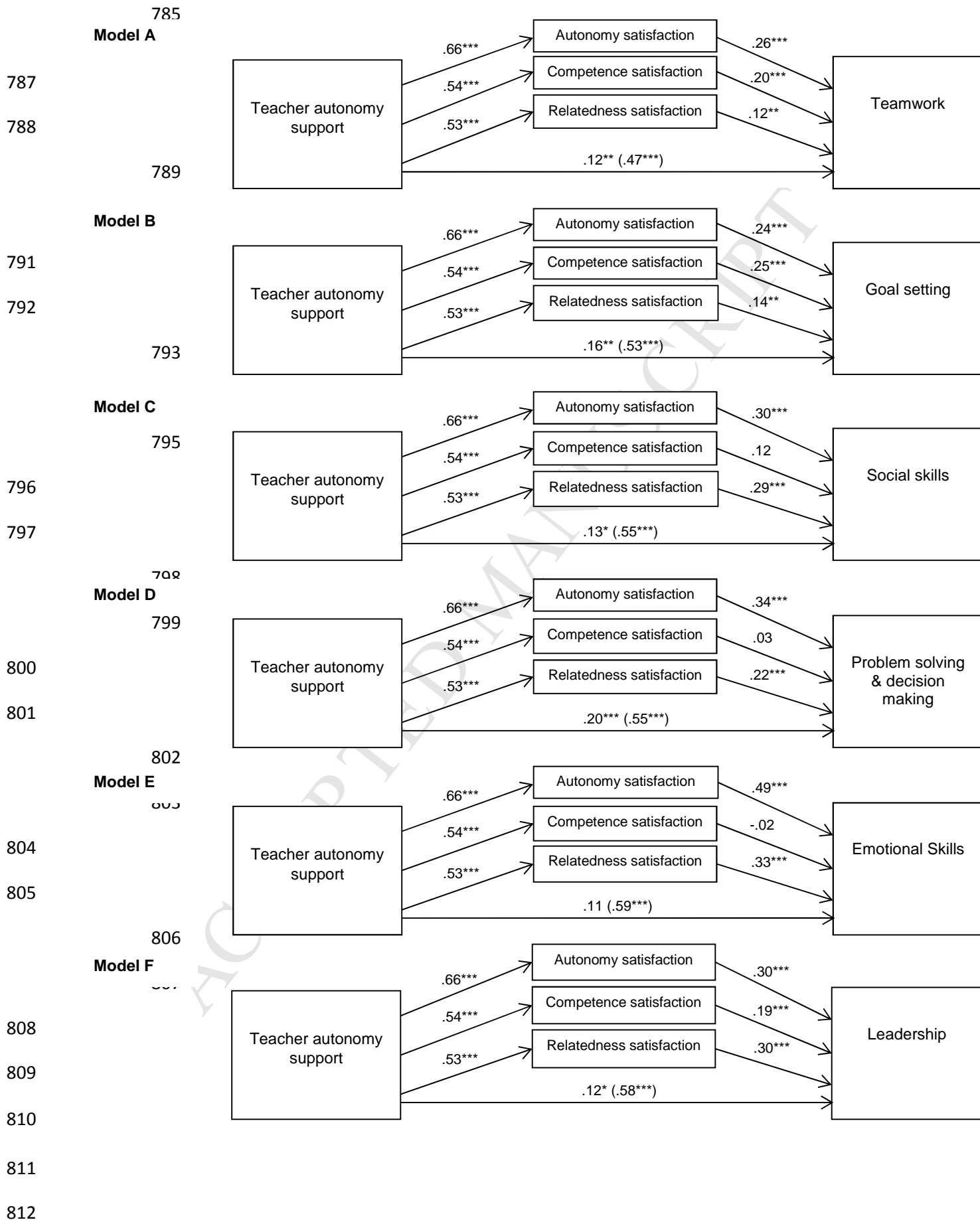
Table 2
Indirect Effects of Perceived Teacher Autonomy Support on Students' Life Skills Development Through Each Mediator

	Bootstrap effect	Normal effect	Normal theory tests			95% CI
			SE	z	p	
Teamwork						
Total indirect effect	.34	.34	.03	9.91	<.001	[.27, .41]
Autonomy satisfaction	.17	.17	.04	4.78	<.001	[.09, .26]
Competence satisfaction	.11	.11	.03	3.95	<.001	[.05, .18]
Relatedness satisfaction	.06	.06	.02	2.86	.004	[.02, .11]
Model	$F(10, 396) = 40.63^{***}, R^2 = .51, \text{Cohen's } f^2 = 1.04$					
Goal setting						
Total indirect effect	.36	.36	.04	8.88	<.001	[.29, .45]
Autonomy satisfaction	.16	.16	.04	3.52	<.001	[.05, .27]
Competence satisfaction	.13	.13	.04	3.78	<.001	[.05, .23]
Relatedness satisfaction	.07	.07	.03	2.61	.01	[.01, .14]
Model	$F(10, 396) = 27.45^{***}, R^2 = .41, \text{Cohen's } f^2 = .69$					
Social skills						
Total indirect effect	.41	.41	.04	9.36	<.001	[.32, .52]
Autonomy satisfaction	.20	.20	.05	4.15	<.001	[.10, .31]
Competence satisfaction	.07	.07	.04	1.83	.07	[-.004, .14]
Relatedness satisfaction	.15	.15	.03	4.82	<.001	[.09, .23]
Model	$F(10, 396) = 31.36^{***}, R^2 = .44, \text{Cohen's } f^2 = .79$					
Problem solving						
Total indirect effect	.35	.35	.04	8.47	<.001	[.26, .44]
Autonomy satisfaction	.23	.23	.05	4.83	<.001	[.13, .33]
Competence satisfaction	.02	.02	.03	0.44	.66	[-.05, .08]
Relatedness satisfaction	.12	.12	.03	3.92	<.001	[.06, .18]
Model	$F(10, 396) = 29.38^{***}, R^2 = .43, \text{Cohen's } f^2 = .75$					
Emotional skills						
Total indirect effect	.46	.46	.05	9.61	<.001	[.36, .57]
Autonomy satisfaction	.32	.32	.05	6.11	<.001	[.20, .45]
Competence satisfaction	-.01	-.01	.04	-0.35	.72	[-.09, .06]
Relatedness satisfaction	.17	.17	.03	5.05	<.001	[.10, .25]
Model	$F(10, 396) = 36.73^{***}, R^2 = .48, \text{Cohen's } f^2 = .92$					
Leadership						
Total indirect effect	.46	.46	.04	11.13	<.001	[.38, .55]
Autonomy satisfaction	.20	.20	.04	5.05	<.001	[.12, .29]
Competence satisfaction	.11	.11	.03	3.50	<.001	[.04, .18]
Relatedness satisfaction	.16	.16	.03	5.74	<.001	[.11, .22]
Model	$F(10, 396) = 53.71^{***}, R^2 = .58, \text{Cohen's } f^2 = 1.38$					
Time management						
Total indirect effect	.49	.49	.05	10.45	<.001	[.40, .59]
Autonomy satisfaction	.30	.30	.05	6.15	<.001	[.20, .42]
Competence satisfaction	.05	.05	.03	1.56	.12	[-.02, .14]
Relatedness satisfaction	.15	.15	.03	4.82	<.001	[.09, .22]
Model	$F(10, 396) = 42.64^{***}, R^2 = .52, \text{Cohen's } f^2 = 1.08$					
Communication						

Total indirect effect	.47	.47	.05	10.06	<.001	[.36, .58]
Autonomy satisfaction	.26	.26	.05	5.23	<.001	[.15, .37]
Competence satisfaction	.05	.05	.04	1.46	.14	[-.02, .13]
Relatedness satisfaction	.17	.17	.03	5.22	<.001	[.10, .25]
Model	$F(10, 396) = 38.72^{***}, R^2 = .49, \text{Cohen's } f^2 = .96$					

Note. $N = 406$. Bootstrap generated confidence intervals. Gender, country, controlling teaching, and autonomy, competence, and relatedness frustration were entered as covariates in all models. One participant was omitted as they did not provide their gender. The mediation analyses were not conducted for the dark side due to the non-significant correlations between controlling teaching and the eight life skills, along with the lack of consistent relationships between need frustration and the eight life skills. CI = confidence interval; Problem solving = problem solving & decision making; Communication = interpersonal communication skills.

*** $p < .001$.



813

814

Model G

816

817

818

Model H

820

821

822

823

824

825

826

827

828

829

830

831

832

833

834

835

836

837

838

839

840

841

842

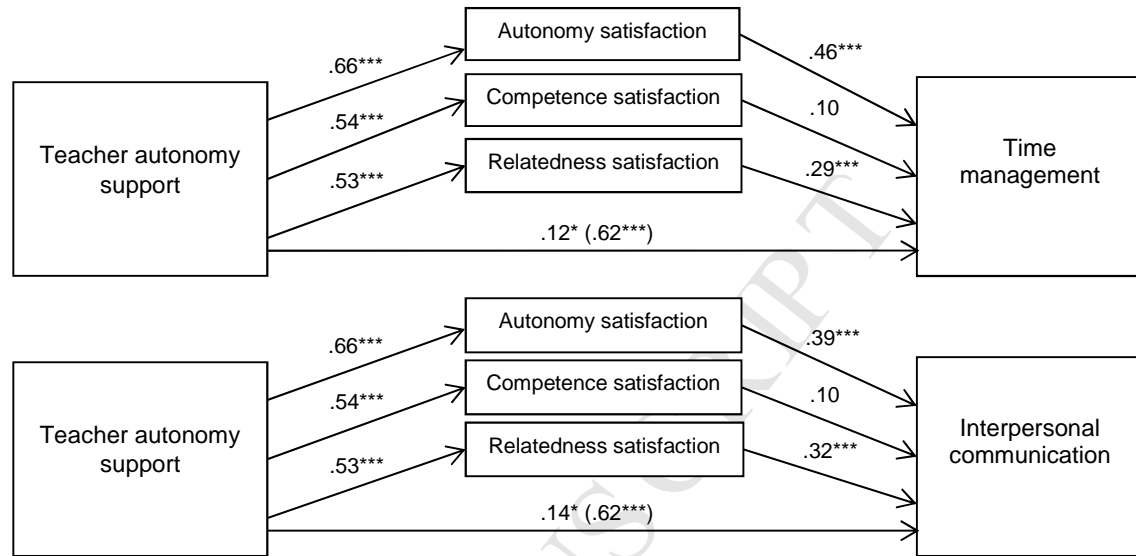


Figure 1. Regression models predicting all eight life skills. Values signify unstandardized regression coefficients. The direct effect of perceived teacher autonomy support on each of the life skills are outside the parentheses. The total effects are inside the parentheses. Gender, country, controlling teaching, and autonomy, competence, and relatedness frustration were entered as covariates in all models. The random number generator was seeded in all eight models to ensure that the bootstrap resamples were the same for each model.

* $p < .05$, ** $p < .01$, *** $p < .001$.

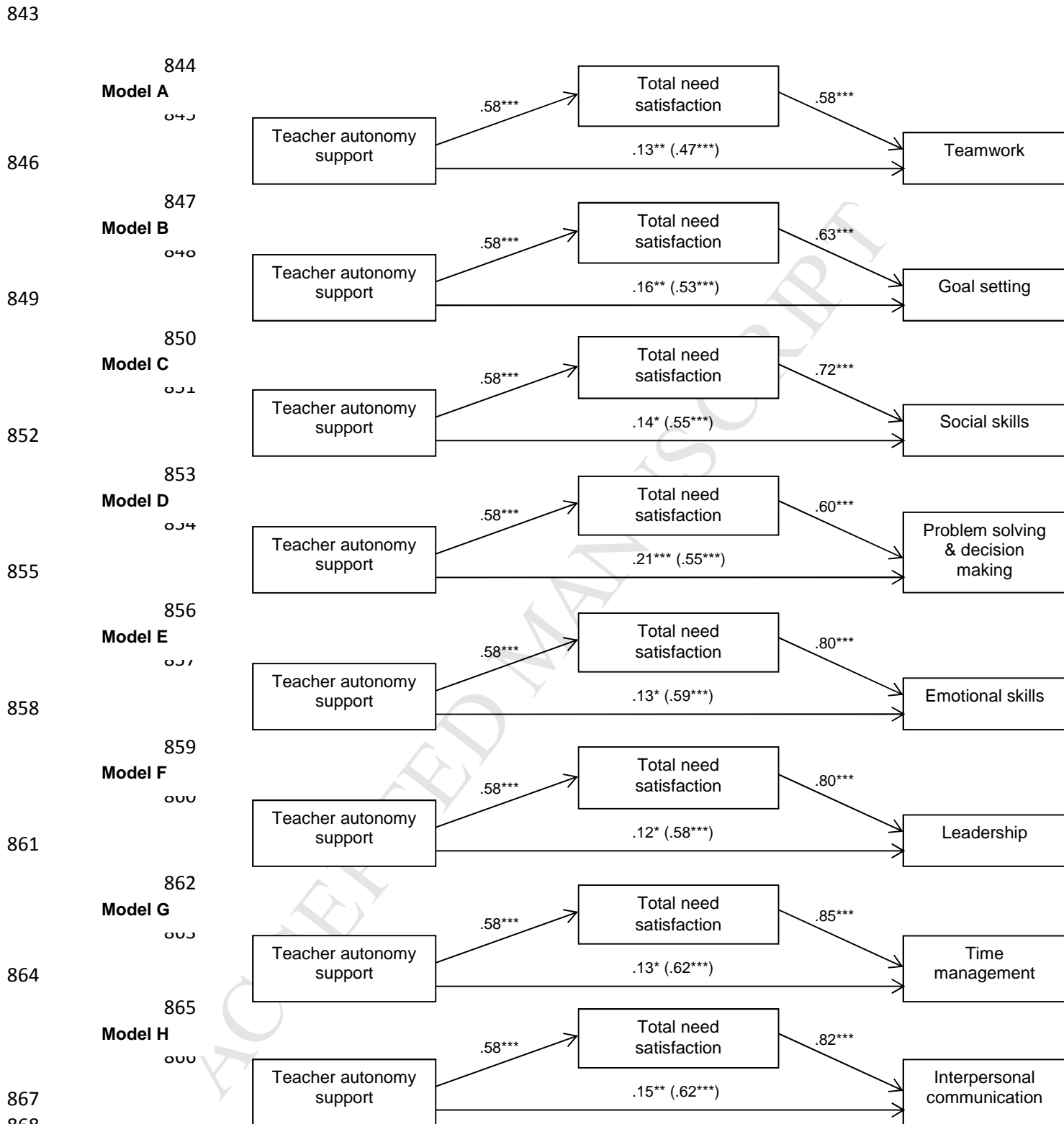


Figure 2. Regression models predicting all eight life skills. Values signify unstandardized regression coefficients. The direct effect of perceived teacher autonomy support on each of the life skills are outside the parentheses. The total effects are inside the parentheses. Gender, country, controlling teaching, and autonomy, competence, and relatedness frustration were entered as covariates in all models. The random number generator was seeded in all eight models to ensure that the bootstrap resamples were the same for each model.

* $p < .05$, ** $p < .01$, *** $p < .001$.

876

Supplementary Materials877 **Autonomy-Supportive Teaching Scale**878 **Your PE Teacher**

879 Directions: PE teachers have different styles of working with young people and we would
880 like to know more about how your teacher works with you. This survey contains items that
881 are related to your experience with your main PE teacher (the person who teaches you most
882 often).

883

884 Using the scale below, indicate how much you agree or disagree with each item by circling
885 the appropriate answer.

886

My PE teacher...	Strongly disagree					Strongly agree
1. Gives students choices and options	1	2	3	4	5	
2. Encourages students to ask questions	1	2	3	4	5	
3. Provides opportunities for students to work independently or in small groups	1	2	3	4	5	
4. Listens to how students would like to do things	1	2	3	4	5	
5. Give students a chance to input into class content	1	2	3	4	5	
6. Tries to understand how students see things	1	2	3	4	5	
7. Encourages students to use their initiative	1	2	3	4	5	
8. Encourages students to solve problems for themselves	1	2	3	4	5	
9. Ensures students are involved in decision making	1	2	3	4	5	
10. Explains why it is good to do what we have been asked to do	1	2	3	4	5	

887 *** Please note that these autonomy-supportive items were created/modified based on**
888 **Mageau and Vallerand's (2003) definition and components of coach autonomy support**
889 **and several measures of autonomy support that have been used in sport/PE (e.g.,**
890 **Appleton, Ntoumanis, Quested, Viladrich, & Duda, 2016; Deci, 2001). Items 1, 2, and 10**
891 **came from Appleton et al. (2016), items 4 and 6 came from Deci (2001), and items 3, 5,**
892 **7, 8, and 9 were based on Mageau and Vallerands (2003) article reviewing the**
893 **definitions and components of coach autonomy support.**

894 Gender, Age Group and Country Differences

895 Three multivariate analysis of variances (MANOVAs) were conducted to test for any
896 gender, age group, or country differences on the main study variables. For gender, results
897 revealed some differences for the study variables, $F(16, 389) = 3.86$, Wilk's $\lambda = .86$, $p <$
898 $.001$. As our participants ranged in age from 12–17 years, participants were split into
899 younger (12–14 years, $n = 286$) and older (15–17 years, $n = 109$) age groups (two participants
900 failed to provide their age). Participants were split into these age groups based on Steinberg's
901 (1993) classification of early (11–14 years) and middle (15–18 years) adolescence. Our
902 results revealed no significant age group differences for the study variables, $F(16, 388) =$
903 1.03 , Wilk's $\lambda = .96$, $p = .43$. When comparing Irish versus English students, our results
904 revealed some differences for the study variables, $F(16, 389) = 2.39$, Wilk's $\lambda = .91$, $p =$
905 $.002$. Based on the above results, gender and country were included as covariates in all
906 mediation analyses.

907 Confirmatory Factor Analysis (CFA)

908 Confirmatory factor analysis was conducted in Amos Version 25 (Arbuckle, 2017) to
909 assess the factorial validity of the measurement scales, the complete measurement model, and
910 the bright side structural models. The following fit indices were used to assess model fit:
911 Root Mean Square Error of Approximation (RMSEA; Stieger & Lind, 1980), Comparative
912 Fit Index (CFI; Bentler, 1990), and the Tucker Lewis Index (TLI; Tucker & Lewis, 1973). In
913 line with Marsh, Hau, and Wen's (2004) recommendations, an RMSEA value of less than .08
914 or .05 represented a reasonable or close fit to the data respectively; whereas, CFI and TLI
915 values greater than .90 or .95 indicated acceptable and excellent fit respectively. The results
916 of our CFA analyses are contained within Table A on the next page.

917

Table A
Indices of Model Fit for the Measurement and Structural Models

Scale	χ^2 (df)	χ^2/df	RMSEA	CFI	TLI	FL Range
Autonomy-supportive & controlling teaching scale						
Two-factor model	566.30*** (151)	3.75	.08	.92	.90	.40–.89
Basic need satisfaction & frustration scale						
Higher-order model	775.01*** (245)	3.16	.07	.92	.91	.61–.89
Life skills scale for sport						
Eight-factor model	1671.75*** (832)	2.01	.05	.95	.94	.69–.90
Complete measurement model						
Sixteen-factor model	6220.07*** (3449)	1.80	.04	.90	.90	.40–.90
Bright side structural models						
Teamwork	1163.12*** (421)	2.76	.07	.91	.90	
Goal setting	1226.31*** (421)	2.91	.07	.91	.90	
Social skills	1108.93*** (364)	3.05	.07	.90	.89	
Problem solving & decision making	1011.31*** (337)	3.00	.07	.91	.90	
Emotional skills	991.49*** (337)	2.94	.07	.91	.90	
Leadership	1175.67*** (421)	2.79	.07	.91	.90	
Time management	1003.10*** (337)	2.98	.07	.91	.90	
Interpersonal communication	1015.13*** (335)	3.03	.07	.91	.90	

Note. $N = 407$. RMSEA = root mean square error of approximation; CFI = comparative fit index; TLI = Tucker-Lewis index; FL = factor loading.

*** $p < .001$.

Highlights:

- Students perceived they developed life skills through physical education
- Perceived teacher autonomy support was associated with students' life skills development
- Basic need satisfaction was related to the development of students' life skills
- Controlling teaching was only associated with students' basic need frustration